



Perhatian



- Produk Daikin diproduksi untuk ekspor ke berbagai negara di seluruh dunia. sebelum membeli, silahkan konfirmasi dengan importir resmi di daerah Anda, distributor dan / atau pengecer apakah ini produk sesuai dengan standar yang berlaku, dan cocok untuk digunakan, di daerah di mana produk akan digunakan. Pernyataan ini tidak dimaksudkan untuk mengabaikan, membatasi atau memodifikasi pelaksanaan dari peraturan lokal.
- Mintalah seorang installer (pemasang) yang handal atau kontraktor untuk memasang produk ini. Jangan mencoba untuk memasang sendiri. Pemasangan yang tidak tepat dapat mengakibatkan kebocoran air atau zat pendingin, sengatan listrik, kebakaran atau ledakan.
- Pakailah bagian dan aksesoris yang disediakan atau ditentukan oleh Daikin. Tanyakan pada pemasang yang handal atau kontraktor untuk memasang bagian-bagian dan aksesoris. Penggunaan suku cadang dan aksesoris tiruan atau pemasangan suku cadang dan aksesoris yang tidak tepat dapat mengakibatkan kebocoran air dan refrigeran, sengatan listrik, kebakaran atau ledakan.
- Baca Buku Petunjuk Pemakaian dengan seksama sebelum menggunakan produk ini. Pada Buku Petunjuk Pemakaian terdapat peringatan dan perintah keamanan penting. Pastikan untuk mengikuti petunjuk dan peringatan ini.

Jika Anda ada pertanyaan, silahkan hubungi importir lokal Anda, distributor dan / atau dealer.

Dealer

PT DAIKIN AIRCONDITIONING INDONESIA

HEAD OFFICE :

Wisma KEJAI 18th Floor
Jl. Jendral Sudirman Kav. 3, Jakarta Pusat 10220
Telp : +6221 5724 377
Fax : +6221 5724 366/55
Website : www.daikin.co.id



• **SERVICE AND SPARE PARTS :** Rempoa, Telp. : 021-736 92899 | Cirebon, Telp. : 0231-880 2760
Samarinda, Telp. : 0541-252 2889 | Banjarmasin, Tlp. : 0511-326 8168
• **TRAINING CENTER :** Sunter, Telp. : 021-295 61950 • **BRANCH :** Bekasi, Telp. : 021-294 50585
Tangerang, Telp. : 021-531 41195 | Bandung, Telp. : 022-522 5150 | Semarang, Telp. : 024-841 2695
Yogyakarta, Telp. : 0274-551 321 | Surabaya, Telp. : 031-503 1138 | Denpasar, Telp. : 0361-900 5514
Makassar, Telp. : 0411-446 263 | Palembang, Telp. : 0711-573 2282 | Pekanbaru, Telp. : 0761-561 139
Medan, Telp. : 061-4200 8866 | Manado, Telp. : 0431-7191 199

Daikin Contact Center : 0800 1 081 081 (Toll Free)



Spesifikasi desain dan isi lainnya yang ada dalam brosur ini adalah terbitan Desember 2022, tetapi dapat berubah tanpa pemberitahuan

Dicetak di Indonesia

daikinproshopindonesia

@daikinproshopindonesia

Daikin Proshop Indonesia



NEW LIFE STYLE

Brings you a brand new comfortable premium experience!



DAIKIN
**DESIGNER
AWARDS 2022**
SOLUSI TERBAIK

Designed by **Cowema**
AC Installed by **Daikin Proshop**



HOME CENTRAL
AIR CONDITIONING

DIDPS1222



Daikin AC Specialist

At Daikin, we are not only committed to deliver the highest quality of air conditioners, we also take into consideration the optimal comfort of our valued customers. Our passion in designing and producing smart technologies ensures that your comfort levels are maximized.

Daikin is widely recognized as an expert in air conditioning. As a specialist, air conditioning is the core of our business. In fact, we are the only company in the world that manufactures both air conditioners and refrigerants. This ultimately enables us to provide the world's leading solution in air conditioning with the integration of performance, quality, and reliability.



DAIKIN Technology & Innovation Centre at Osaka, Japan



Content

Designer Experience	P.1
The Winner of Daikin Designer Award 2022	P.3
Our Prestigious Customers Voice	P.18
VRV HS	P.21
Peace of mind	P.22
Advanced technology by Daikin	P.23
Indoor Line Up : VRV HS	P.27
3D+ / 3Di+	P.29
3Di Airflow	P.31
Kitchen Airconditioning	P.33
Bathroom Airconditioning	P.35
Walk In Closet	P.37
Product Specification	P.39
Function explanation	P.49
VRV S	P.51
Main Feature	P.53
Indoor line up : VRV S	P.60
Product Specification	P.64
Control System	P.68
Multi NX	P.74
Multi-Split Systems: Overview	P.75
Indoor line up : Multi NX	P.76
Various kinds of Outdoor line up	P.78
Interior / more usage space	P.80
Innovative Technologies for your better life	P.82
Why Daikin inverter?	P.85
Super clean filter	P.87
Low static pressure duct	P.89
Middle static pressure duct	P.89
2X2 Cassette	P.91
Wall Mounted	P.93
Super convenience lifestyle	P.95
Feature checklist	P.97
Function explanation	P.99
Long piping length & compact ODU	P.101
Product specification	P.103
Capacity table	P.116
Reiri Home	P.118
D-Mobile Control	P.121
Air Treatment Equipment	P.123
Air Purifier	P.139
Easy to fit, Thigt Connection Tightfit	P.145
Why Proshop	P.155
Proshop Card	P.157
Showroom Proshop	P.158

Pentingnya Harmonisasi Perencanaan Design Interior & Sistem Tata Udara



Alex Bayusaputro – Judges DDA 2022 (Genius Loci Asia)

Keuntungan menggunakan **AC Home Central** selain tampilan yang estetik juga memberikan kenyamanan karena aliran udara lebih merata ke seluruh ruangan. Posisi indoor dapat ditempatkan pada posisi dimana perawatan rutin dapat dikontrol sehingga tidak diperlukan akses ke ruangan.

Contoh: Dengan shaft, kita dapat menempatkan semua unit indoor lantai dasar di ruang bawah tanah dan lantai dua di dalam ruang atap (menggunakan catwalk) sehingga dalam proses pemeliharaan AC tidak perlu masuk ke dalam ruangan (privasi terjaga).

Keuntungan kedua adalah fleksibilitas. AC Home Central dapat diaplikasikan Boxtrox yang dapat disesuaikan mengikuti konsep desain sehingga tidak terlihat atau menjadi bagian dari pola dinding/ langit-langit. Terkadang kami bahkan menambahkan pola potongan laser khusus untuk menyembunyikannya.



Rina Renville, HDII - Ketua HDII DKI Jakarta

Pemakaian **AC Home Central** dalam kategori hunian rumah sangat penting dalam hal menjaga kualitas udara di dalam rumah yang dapat berpengaruh terhadap kondisi kesehatan penghuninya. Dengan pengaturan suhu, kelembapan, fresh air dan filtrasi yang benar dapat memberikan kenyamanan dan menjaga kualitas udara di dalam rumah. Selain itu perencanaan AC yang direncanakan dengan baik akan berpengaruh pula ke faktor estetika ruangan.



Budi Pradono, IAI – Judges DDA 2022 (Budi Pradono Architects)

Saya menghargai **AC Home Central** yang memiliki sistem pengendalian yang canggih sehingga memungkinkan AC dioptimalkan dan memungkinkan pemilik rumah dapat mengendalikan sepenuhnya ruang-ruang yang berbeda tanpa saling mempengaruhi kenyamanan ruangan lainnya.

Dalam konteks estetika keindahan tentu saja ruangan jadi lebih baik karena kita dapat menempatkan diffuser / grill AC di ceiling dengan sangat tipis sehingga kita tidak perlu tambahan almari unit di dinding. Outdoor unit yang sedikit dan moduler sangat membantu arsitektur kelihatan lebih rapi dan bersih.

Dalam konteks perancangan post pandemic house. Sistem ini dapat dengan mudah beradaptasi dengan berbagai desain yang mengacu pada green desain yang responsif pada kebutuhan pengguna masa kini dan masa depan.



Doti Windajani, IAI, AA - Ketua IAI Jakarta

Tata udara memegang peranan bagi kehidupan dan kesehatan manusia.

Di ruang luar tantangan kita adalah meningkatkan kualitas udara yang memerlukan kebijakan dan aksi dari seluruh komponen masyarakat termasuk perencana.

Sebagian besar waktu kita dihabiskan di ruang dalam, beberapa hal penting yang menjadi perhatian adalah :

1. Terjadinya pertukaran udara yang baik memenuhi syarat kesehatan.
2. Desain yang baik menjamin tidak terjadinya kondensasi dan tumbuhnya bakteri di dalam sistem indoor unit-ducting dan outdoor unit.
3. Filter udara melalui teknologi hepa filter dan ionisasi dan inovasi lainnya yang terukur.
4. Estetika adalah tantangan bagi riset industri dan perencana dalam memberikan inovasi desain yang memenuhi fitur dan estetika.

Perencana perlu berkerjasama dengan industri untuk menghasilkan inovasi desain terbaiknya.



DESIGNER AWARDS 2022

TECHNOLOGY FOR YOUR IMAGINATION



Finished Project Category

Kategori ini di peruntukan untuk para Arsitek dan Interior Designer yang telah menyelesaikan proyek rumah tinggal terbangun yang dinilai secara komperhensif meliputi aspek Macro Environment Analysis, penggunaan green material, konsep design arsitektur / interior hingga perencanaan sistem tata udaranya.

DAIKIN
FURNACE

DESIGNER AWARDS 2022

TECHNOLOGY FOR YOUR IMAGINATION



FINISHED PROJECT CATEGORY

Project **KEBUN JERUK RESIDENCE**

Designed by **COWEMA STUDIO**

AC Installed by **DAIKIN PROSHOP**

AC System **MULTI NX**

@cowemastudio



DAIKIN
PROSHOP

**DESIGNER
AWARDS 2022**

TECHNOLOGY FOR YOUR IMAGINATION



FINISHED PROJECT CATEGORY

Project **CHARLES RESIDENCE**

Designed by **PRANALA ASSOCIATES**

AC Installed by **DAIKIN PROSHOP**

AC System **VRV IV S**

 [@pranala.associates](https://www.instagram.com/pranala.associates)

DAIKIN
PROSHOP

DESIGNER AWARDS 2022

TECHNOLOGY FOR YOUR IMAGINATION



FINISHED PROJECT CATEGORY

Project **AAKAR RESIDENCE PREMIER**

RIVIERA RESIDENCE

Designed by **STUDIORK**

AC Installed by **DAIKIN PROSHOP**

AC System **Multi NX & VRV HS**

[@studiork_design](https://www.instagram.com/studiork_design)



DAIKIN
PROSHOP

DESIGNER
AWARDS 2022

TECHNOLOGY FOR YOUR IMAGINATION



FINISHED PROJECT CATEGORY

Project **PELANGI MERAH HOUSE RESIDENCE**

Designed by **ESCALA STUDIO**

AC Installed by **DAIKIN PROSHOP**

AC System **VRV HS**

@escalastudio



Project **ERWIN RESIDENCE**
Designed by **WU CONCEPT**
AC Installed by **DAIKIN PROSHOP**
AC System **MULTI NX & VRV HS**
📷 @alibudhi



Project **SY HOUSE**
Designed by **SIDHARTA ARCHITECT**
AC Installed by **DAIKIN PROSHOP**
AC System **VRV HS**
📷 @sidhartaarchitect



Project **SAMAHOUSE RESIDENCE**
Designed by **TWS PARTNERS**
AC Installed by **DAIKIN PROSHOP**
AC System **VRV HS**
📷 @twsarchitect



Project **MANGGA BESAR RESIDENCE**
Designed by **DECOVA INTERIOR**
AC Installed by **DAIKIN PROSHOP**
AC System **MULTI NX**
📷 @decova_interior



Project **SOLO BARU RESIDENCE**
Designed by **STUDIO 308**
AC Installed by **DAIKIN PROSHOP**
AC System **MULTI NX & VRV HS**
📷 @studio308.ai



Project **ROOFTECTURE RESIDENCE**
Designed by **TWS PARTNERS**
AC Installed by **DAIKIN PROSHOP**
AC System **VRV HS**
📷 @twsarchitect



Project **PERMATA HIJAU RESIDENCE**

Designed by **DEMIURGOS DESIGN**

AC Installed by **DAIKIN PROSHOP**

AC System **VRV HS**

 [@demiurgos.design](https://www.instagram.com/demiurgos.design)



Project **H+J House (PIK)**

Designed by **DP+HS ARCHITECT**

AC Installed by **DAIKIN PROSHOP**

AC System **MULTI NX & VRV HS**

 [@dphs.office](https://www.instagram.com/dphs.office)




Project **YC House (PIK)**

Designed by **DP+HS ARCHITECT**

AC Installed by **DAIKIN PROSHOP**

AC System **VRV IVS & VRV HS**

 [@dphs.office](https://www.instagram.com/dphs.office)




Project **APARTEMEN BENSON RESIDENCE**

Designed by **CENZ DESIGN**

AC Installed by **DAIKIN PROSHOP**

AC System **MULTI NX**

 [@cenzdesign](https://www.instagram.com/cenzdesign)




Project **APARTEMEN BENSON RESIDENCE**

Designed by **CENZ DESIGN**

AC Installed by **DAIKIN PROSHOP**

AC System **MULTI NX**

 [@cenzdesign](https://www.instagram.com/cenzdesign)




Project **OZONE RESIDENCE**

Designed by **STUDIORK**

AC Installed by **DAIKIN PROSHOP**

AC System **MULTI NX**

 [@studiork_design](https://www.instagram.com/studiork_design)



Project **BSD TANGERANG RESIDENCE**

Designed by **ATELIER RIRI**

AC Installed by **DAIKIN PROSHOP**

AC System **VRV HS**

 [@atelier_riri](https://www.instagram.com/atelier_riri)




Project **SPRINGHILL RESIDENCE**

Designed by **RAFAEL MIRANTI ARCHITECT**

AC Installed by **DAIKIN PROSHOP**

AC System **MULTI NX & VRV HS**

 [@rafaelmirantiarchitects](https://www.instagram.com/rafaelmirantiarchitects)




Project **THE NOVE NUVASA BAY RESIDENCE**

Designed by **SUGAROF DESIGN**

AC Installed by **DAIKIN PROSHOP**

AC System **MULTI NX**

 [@sugarof_design](https://www.instagram.com/sugarof_design)

The New Category

Ada yang spesial dari event **Daikin Designer Award 2022**, yaitu penambahan kategori konsep interior dan arsitektur, dimana pada kategori ini juga menghadirkan Juri Tamu yaitu **Kimberly Ryder** yang berperan sebagai klien yang memiliki sebidang tanah dan sebuah rumah cluster di Navapark, BSD.

Peserta diminta untuk dapat mewujudkan rumah impian Kimberly dan keluarga dengan konsep arsitektur untuk rumah yang hendak dibangun dan konsep interior untuk rumah cluster yang hendak direnovasi. Disini Kimberly sangat menggemari furniture dari Magran Living dan ingin mengaplikasikannya di rumah yang akan ia tempati bersama keluarga.



Kimberly Choice's

1. Conceptual Interior Design
2. Conceptual Architecture


Supported by :



DAIKIN
POWERFUL

DESIGNER AWARDS 2022

TECHNOLOGY FOR YOUR IMAGINATION



**CONCEPTUAL INTERIOR
DESIGN CATEGORY**

Designed by **ANIMA INTERIOR**


 [@anima.interior](https://www.instagram.com/anima.interior)



DAIKIN
DESIGNER
AWARDS 2022
TECHNOLOGY FOR YOUR IMAGINATION



CONCEPTUAL INTERIOR
DESIGN CATEGORY
Designed by **LIFETIME DESIGN**

 @lifetime.design

DAIKIN
PROMOTER

DESIGNER AWARDS 2022

TECHNOLOGY FOR YOUR IMAGINATION



**CONCEPTUAL ARCHITECTURE
CATEGORY**

Designed by **PT SYSU DESAIN
ARSITEKTURA**

@sysuarchitect



DAIKIN
PRESENTER

DESIGNER
AWARDS 2022

TECHNOLOGY FOR YOUR IMAGINATION



CONCEPTUAL ARCHITECTURE CATEGORY
Designed by **AER DESIGN STUDIO**

 @aerdesignstudio

DAIKIN

DESIGNER AWARDS 2022

TECHNOLOGY FOR YOUR IMAGINATION



CONCEPTUAL ARCHITECTURE CATEGORY

Designed by **CONARCH STUDIO**

 @conarch.studio



Some of Our
**Customer
Experience**

Thank You

for the confidence
& trust you have
placed in us



About Daikin Proshop



Project

RADITYA DIKA

Actor & Comedian

Design by Keneth Sandy Studio



“Puas banget dengan pelayanan Daikin Proshop, senang untuk tahu keluarga kami ada di tangan profesional. Produk yang bagus dan tim yang baik jadi kombinasi yang memuaskan!” .

- Raditya Dika -

Using

VRV IVS & MULTI NX

AC Installed by
Daikin Proshop



Project

BENNY FAJARAI & ZILVIA ISKANDAR

Financial Consultant

Design by Seisy Zakia



“Daikin Proshop team, has been very helpful to consult us the best setup for our air conditioning. We’re happy with their service and product. It fits what we need for our new home”.

- Benny Fajarai & Zilvia Iskandar -

Using

MULTI NX

AC Installed by
Daikin Proshop



Project

DR. TOMPI

Doctor & Singer
Beyoutiful Clinic



"Timnya (Daikin Proshop) Profesional, mereka datang, mereka ukur, terus mereka kasih reasoning kalau ada masalah, saya senang kalau segala sesuatunya ada alasan yang jelas. Dan 1 mesin outdoornya bisa di split untuk beberapa indoor, dan itu kan lumayan menghemat tampilan belakang jadi tidak menumpuk box, dengan ukuran gedung saya yang cukup besar dan luas, jadi dengan banyak box AC jadi gak kebayang peletakannya kayak apa".

- Dr. Tompi -

Using

MULTI NX



Project

CHEF YUDA BUSTARA



"Daikin Proshop sangat baik kualitasnya dan layanan purna jualnya"

- Chef Yuda Bustara -

Using

VRV HS

AC Installed by
Daikin Proshop

VRV HS

Premium choice for high end property



Peace of mind

Refined Design for Modern Living. Exclusive and Compact Design of DAIKIN's Home Central with various capacity is created to meet modern living which requires smaller space.

Various capacity to match with different needs

Capacity of home central air conditioning ranging from 4HP to 12HP in order to meet different size of property and avoid any over & under size of cooling experience.

VRV Home series outdoor selection

VRV Home Series (HP)	4	5	6	8	10	12
Cooling Capacity (kW)	11.2	14.0	15.5	22.4	28.0	33.5



Wide line-up of outdoor units

VRVHS

Compact outdoor units, create neat and beautiful building

DAIKIN home central air conditioning outdoor comes in small size and it is easy to be placed under the bay window and aircond ledge, so the appearance of buildings can be neat and beautiful. Moreover, the new three pipes indoor machines can also be installed in landed house and apartment, providing you comfort.

VRV Home series 10/12HP

Used area reduced by **55%**

Compact size yet large capacity 10/12 HP outdoor units. That comes with side ventilation in order to save space

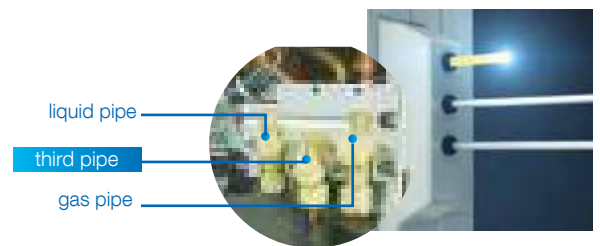
* Compared with DAIKIN original models

Advanced technology by DAIKIN

DAIKIN's Home Central adopts the new technological breakthrough.
With additional third pipe (a high and low pressure pipe) from the original system, DAIKIN's Home Central can control essential elements such as humidity to fulfill your modern lifestyle.

Breakthrough temperature and moisture control technology

The connection of three piping is realized in outdoor unit, which means that a third copper tube, namely a high and low pressure pipe is added to the original gas pipe and liquid pipe to form two circuits and achieve the dual control of temperature and humidity.



Dual heat exchanger of reheat dehumidification

So comfortable

- Temperature and humidity are parallel to ensure relative stability of air temperature in the room, controlling humidity without decreasing temperature.
- Independent control of humidity and temperature.
- Humidity control is relatively accurate, so dehumidification is efficient and can be used in a wide range.
- Reheating is conducted by recycling waste heat to reduce the operating costs


Dehumidification by common air conditioning

Too cold

- Priority is given to humidity control and full refrigeration is implemented for dehumidification, without considering the feelings of human body during dehumidification.
- A humidity sensor probe to the ordinary indoor unit for auto moisture control only through the use of control procedures.
- Dehumidification range is narrow, making it easy to recover humidification in the environment is thus, resulting in low applicability .
- The technology is not advanced and there is no function of heat recovery

Unique design of dual electronic expansion valve, for precise balance control of humidity and temperature

Both of the two heat exchangers of indoor unit have independent electronic expansion valve to control the refrigerant flow, so as to achieve precise temperature control and up to third level of humidity adjustment.



Reheat and dehumidification technology bringing double enjoyment of comfort and energy saving

In the comfort cooling mode, the heat waste generated by refrigeration is used for the reheat cycle to achieve effective heat recovery. The dehumidification consumes only a small amount of electricity, the indoor unit dehumidification will no longer cause cold and bitter feeling to human body in the rainy season, so as to satisfy the requirements of comfort and energy saving.

Quiet operation ensures tranquillity and comfort

Silent Operation Technology of Indoor Unit

3D wing design for fan blade

Rotary axis

High strength aluminium (Durable)

Special anti-shock rubber (Silent)

Blade settings

Sound source of fan will serve as a buffer to achieve noise reduction

Unequal blade arrangement

Decentralized sound sources To prevent resonance

Urban roads Traffic on both sides of the road

Daytime Night


Minimum sound level of DAIKIN's indoor unit 17 dB(A)

Note:
 1. The low operation noise of temperature and humidity-balanced indoor unit 22-28,45 models under the cool mode.
 2. For the classification of noise, please refer to the Standards for Urban Environmental Noises

V-cut fan design for outdoor unit

V-cut wing-shaped fan*1

Inspired by the bird wing, DAIKIN improved the shape of the fan blades to get better operating performance, and further reduce the operating sound of outdoor unit.



V-cut wing-shaped design
 The design of wing-shaped blade allows the airflow to be even more uniform, while reducing airflow losses and reducing input power.

The air volume of fan increased by **31%*2**


*1. Only for 10/12 HP
 *2. Compared with the original wind source





Refrigerant cooling technology

When the outdoor unit is running, the inverter motherboard will generate a lot of heat. If the motherboard's temperature rises to an abnormally high level, it will lead to lower operating rates, and affect the overall stability of the system. In 2011, DAIKIN became the first to use Coolmax refrigerant cooling technology in the industry, further enhancing the cooling efficiency of the inverter board through in-depth optimization of thermal design. Similar cooling technology has also been used in a variety of high-tech electronic products, such as high-speed high-capacity computing computer.



The applications of high-performance thermal rubber, combined with DAIKIN's refrigerant cooling technology, further enhance the cooling efficiency of the inverter board

Unable to fully fill up the gap **Uneven thickness** **Liquefaction**

Silicone heat conduction:
Bonding is not complete; the gap cannot be completely filled; the heat dispersion is not sufficient; uneven pressure cause uneven thickness; heat dispersion is uneven; liquefaction under high temperature may cause fatal damage to the motherboard.

High-performance thermal rubber:
It is thin and stable in shape, and has high thermal conductivity with even contact, making up for the weakness of traditional silicone bonding, making the cooling performance of inverter motherboard even more powerful.

No liquefaction, with uniform and safe bonding

Silicone heat conduction

High performance thermal rubber

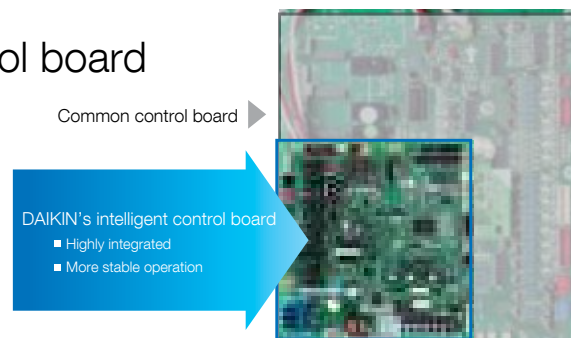


Intelligent control board

As the core technology to realize the refrigerant flow Home Central system technology, the HIG intelligent control board is one of the successful example of DAIKIN's expertise in research and development of high-end technologies.

A new generation of HIG intelligent control board


DAIKIN's latest HIG intelligent control board is highly integrated, with reduced area and reduced incidence of failures.



SMT * mounted technology

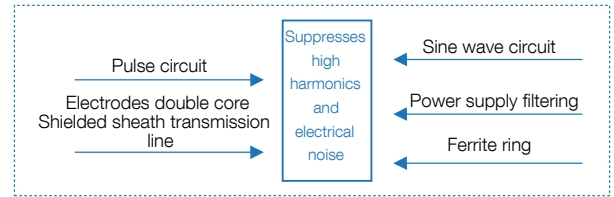
SMT mounted technology is used in the entire computer control board to achieve high durability of the board, making it easy to deal with a variety of harsh environments.

*SMT: Surface mounted technology



Suppresses high harmonics and electrical noise


DAIKIN has been committed of using of inverter technology in air conditioning systems, and it is especially experienced in the suppression of high harmonics and electrical noise. Through the motherboard filter and combining a variety of other components and measures, the generation of high harmonics and electrical noise can be effectively inhibited.



Advanced refrigerant pressure detection technology, ensure stable and efficient system

Low pressure protection

By measuring the pressure data of the suction pipe, it can protect the compressor from the impact of low-pressure transient changes. Compared to the ordinary way of using temperature sensors to carry out low-pressure protection, it can react more quickly, better reflecting the immediate operation conditions of equipment.



High pressure protection

Protecting the compressor from the impact of high-pressure transient changes.

Care for the Earth and your health

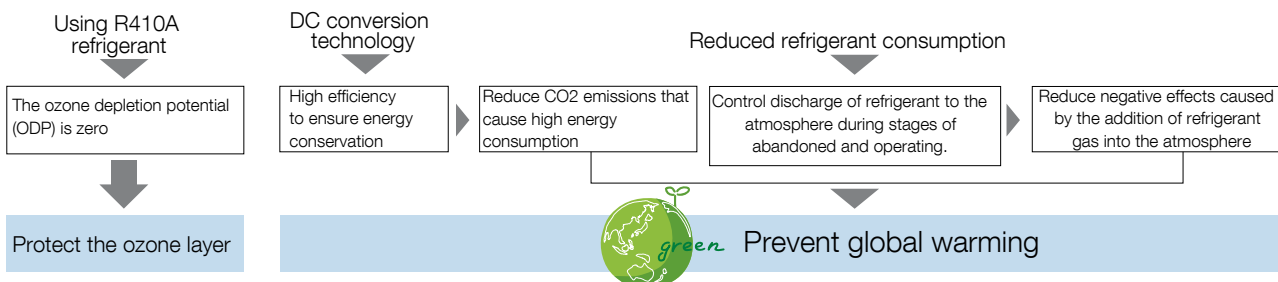
Full response to the RoHS directive

ROHS is the acronym for the Directive on the Use of Specific Hazardous Substances in Electrical and Electronic Equipment. This Directive prohibits the use of the following six hazardous substances: lead, mercury, pickaxe, hexavalent chromium, polyvalent diphenyl ether (PBDE) or poly biphenyl (PBB) in electrical and electronic equipment. The purpose of the Directive is to protect human health and to ensure that the recycling and processing of waste electrical and electronic equipment meet the environmental requirements.

Subject matter	Administration basis (weight ratio)	Representative analysis method
Lead	< 1000ppm	Fluorescence X-ray or TCP
Pickaxe	< 1000ppm	
Mercury	< 1000ppm	
hexavalent chromium	< 1000ppm	Diphenyl Carbazide Method
PBB, PBDE	< 1000ppm	CC-MS


2002/95 / EC EU RoHS Directive

Protect the ozone layer and prevent global warming



DAIKIN is committed to creating a better living environment for people by producing and popularizing the R410A refrigerant without causing damage to the ozone layer. Combined with the DC inverter technology, it can achieve high efficiency, ensure energy saving effect and reduce energy consumption and CO2 emissions, therefore effectively protecting the Earth's environment.

DAIKIN Home Central system fully uses the new Daikin R410A refrigerant.



No damage to the ozone layer

3Di+ / 3D+ / Compact+ Moisture Control Mode



FPRSQ-APV1/VM



FPRAQ-APV1/VM



FPRQ-APV1/VM

The balance control over temperature and humidity allows the human body to feel more comfortable, and the intelligent model is even equipped with sensor to detect human activity and floor temperature.

3Di / 3D



FPDSQ-APV1/VM

The angle of the horizontal and vertical louvers at the air outlet can be adjusted freely, ensuring a wide air supply angle. The high end panel highlight the high-end identity and grade of users.

Compact / Compact (big volume)



FXDQ-SPV14
standard model



FPDQ80APV1
FPDQ100APV1
big volume model

The indoor unit has compact body, with a thickness of only 200mm. The depth of the standard model is only 450mm, and a variety of installation methods is available to offer high freedom of design

Middle Static Duct



FXSQ-PAV

Compact appearance, with a height of only 250mm and high external static pressure, making it possible to be connected to long air duct. A variety of installation methods that fit various occasions, especially large area spaces.

Kitchen

FPEKQ20/28AV1/VM



The integrated design of decorative panel optimizes the kitchen's ceiling space, making installation more convenient; comprehensive oil proof structure creates cool and comfortable cooking environment in kitchen.

Bathroom

FPEBQ20AV1/VM



With new bathroom's ceiling cassette, level up bathroom to a healthy life style space.

Walk In Closet

FPECQ20AV1/VM



Protecting your private collection of bags and clothes from mould damage with precise humidity control for your walk in closet.



Dual Control of Temperature & Moisture 3Di+ / 3D+ Indoor



Moisture Control Intelligent 3D Air Flow Ceiling Mounted Duct (Type FPRSQ-APV1/VM)

Moisture Control 3D Air Flow Ceiling Mounted Duct (Type FPRAQ-APV1/VM)

Compact Moisture Control Ceiling Mounted Duct (Type FPRQ-APV1/VM)

Dimensions (H x W x D) FPRSQ-APV1/VM

2.2 kW | 2.8 kW | 3.6 kW | 4.5 kW

200 x 700 x 620 mm

5.6 kW

200 x 900 x 620 mm


7.1 kW

200 x 1100 x 620 mm

Wired Remote Function :




3/4 HP
to
2.5 HP



Brand new type of temperature and humidity balanced indoor air conditioner equipped with advanced dual fin and dual valve technology to achieve individual control of temperature and humidity.

[Auto Moisture Control]

Maintain Room Humidity into the most comfort and balance condition at 45 - 60%



BRC1E642

[Comfort Cooling Mode]

You don't have to lower the temperature while you can control the humidity level to have a better cooling comfort and better health.

[Sweet Dream Mode]

With just a click of a button, the balanced temperature and humidity with 0.3 m/s*¹ low velocity of air flow and the noise level as low as 17dB*² create a more suitable environment for good night sleep.

*1 The value acquired upon internal test of the company

*2 The low operating noise which can be available in models of 22 - 28 and below 45 under comfort cooling mode



3Di Airflow

3Di Indoor

Intelligent 3D Airflow Ceiling Mounted Duct (Type FPDSQ-APV1/VM)

Dimensions (H x W x D)

2.2 kW | 2.8 kW | 3.6 kW | 4.5 kW

200 x 700 x 450 mm

5.6 kW

200 x 900 x 450 mm

7.1 kW

200 x 1100 x 450 mm


Wired Remote Function :






**3/4 HP
to
2.5 HP**

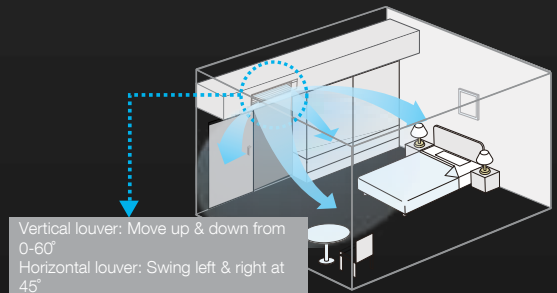
DAIKIN's intelligent 3D panel, evenly dispersed air flow, fashionable intelligent eye and personalised setting provide you a differentiated high-quality living environment



Automatically controlled at constant speed



Angle can be freely controlled



[Wide Air Distribution]

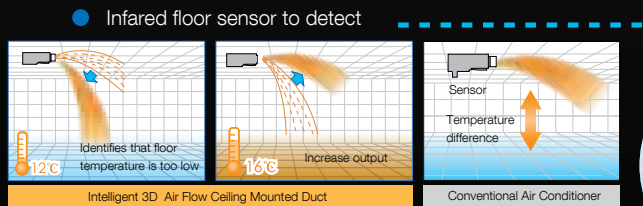
Four horizontal louvers and more than twenty vertical louvers. Such horizontal and vertical louvers are able to move freely, so that the air direction is more precise, the air flow is cut more evenly, contributing a more comfortable indoor environment.

[Dual Intelligent Eye Sensor]

Specially equipped with 2 Intelligent Eyes to detect floor temperature and human activity as to perform intelligent sensing, creating best comfort to you.



BRC1E632



Infrared Presence sensor can intelligently identify the position of human body



One-piece smooth ABS panel



Kitchen Air Conditioning



Durability Moisture Control Kitchen Ceiling Mounted Cassette (Type FPEKQ-AV1)

Dimensions (H x W x D)

2.2 kW | 3.2 kW

230 x 555 x 540 mm

Wired Remote Function :



3/4 HP
to
1.5 HP



Your new cooking experience!

[Dry and Mold Proof]

Heating process at indoor unit to clean up oil grease.


[Oil Proof and High Durability Panel]

Easy to clean and maintain the panel and filter from oil grease.




BRC63A62

Anti fumes & oil filter



- Wider fin gap to ensure heat exchange capability and resistance to oil.



- Smooth fin design to further enhance oil resistance and prolong life-span.



Bathroom Airconditioning



Ventilating Moisture Control Bathroom Ceiling Mounted Cassete (Type FPEBQ-AV1)

Dimensions (H x W x D)

1.95 kW

230 x 555 x 540 mm

Wired Remote Function :



3/4 HP




[Professional moisture and mold proof function]

Dual control of temperature and humidity to create comfort air in your bathroom.



Special moisture and mold proof filter
Mold proof capability reaches Grade 0 (highest)*



Mold proof filter
test report



Water proofing grade of remote control is IPX4, which can resist water splash in any direction without causing any damage to remote control

*Testing Institution: Guangdong Microbiological Analysis and Testing Center

[Build in with ventilation Exhaust]

New revolution for bathroom airconditioning to ensure clean and fresh bathroom experience by exhaust build in.



BRC62A612

Cooling Mode

(Enjoy your bath and dressing up leisurely)

Fan only Mode

(Circulation airflow to ensures that bathroom keeps dry)

Dry Mode

(Solve your laundry problem during rainy season)

Ventilation Mode

(Rapid discharge of moisture and odor to keep bathroom clean and fresh)



Walk in Closet Airconditioning



Moisture Control Closet Ceiling Mounted Cassete (Type FPECQ-AVM)

Dimensions (H x W x D)

2.2 kW

230 x 555 x 540mm

Wired Remote Function :





3/4 HP

Feel the new experience of closet

[Auto moisture control]

Auto moisture control mode will be turned on automatically when the relative humidity reaches 75% or above, turns off when relative humidity reaches 65% or below.

[5 levels of fan speed with wide angle of air discharge]

The indoor air conditioning is available in 5 levels of fan speed, which can be adjusted according to actual use. The angle of air supply ranging from 25 degrees to 90 degrees can the dry and comfortable air flow to corner of the closet.

[Compact built-in cassette design]

Unique and compact design to suit limited space of closet.

Convenient maintenance via easy dismantle panel.



BRC1E642



3Di+

Moisture Control Intelligent 3D Air Flow Ceiling Mounted Duct



Model Name			FPRSQ20APV1	FPRSQ25APV1	FPRSQ32APV1
Power Supply		V/Ph/Hz	220-240V/1Phase/50Hz		
Cooling Capacity		Kw	2.2	2.8	3.6
Power Consumption		W	33		
Fan Mode/Cooling Mode	Air Flow Rate (Hi/Med Hi/Med/Mid Lo/Lo)	m3/min	7.2/6.8/6.3/5.8/5.4		
	Sound Level (Hi/Med Hi/Med/Mid Lo/Lo)	dB(A)	29/27/26/25/23		
Moisture Control Mode	Air Flow Rate (Hi/Med Hi/Med/Mid Lo/Lo)	m3/min	7.2/6.0/5.1/4.3/3.1		
	Sound Level (Hi/Med Hi/Med/Mid Lo/Lo)	dB(A)	29/24/20/18/17		
ESP (Hi/Std)		mm	10/0		
Unit Dimension (HxWxD)		mm	200 x 700 x 620		
Discharge Dimension (HxW)		mm	131 x 525		
Unit Weight		kg	24		
Piping Connections	Liquid Pipe/Gas Pipe	mm	φ6.4/φ12.7		
	High and Low Pressure Pipe	mm	φ9.5		
	Condensate Drain Pipe	mm	PVC26(0.D)φ26(I.D.φ20)		
Wired Remote Controller			BRC1E642		

Model Name			FPRSQ40APV1	FPRSQ50APV1	FPRSQ63APV1
Power Supply		V/Ph/Hz	220-240V/1Phase/50Hz		
Cooling Capacity		Kw	4.5	5.6	7.1
Power Consumption		W	50	55	72
Fan Mode/Cooling Mode	Air Flow Rate (Hi/Med Hi/Med/Mid Lo/Lo)	m3/min	10.0/9.2/8.5/8.0/7.2	13.5/12.0/11.5/11.0/10/0	17.5/16.0/15.0/14.0/13.0
	Sound Level (Hi/Med Hi/Med/Mid Lo/Lo)	dB(A)	36/34/32/30/28	36/35/33/31/30	37/35/33/32/31
Moisture Control Mode	Air Flow Rate (Hi/Med Hi/Med/Mid Lo/Lo)	m3/min	10.0/7.8/5.8/4.6/3.4	13.5/10.0/7.1/5.9/5.0	17.5/14.0/11.5/10.6/9.5
	Sound Level (Hi/Med Hi/Med/Mid Lo/Lo)	dB(A)	36/29/23/19/17	36/29/24/22/21	37/31/27/25/23
ESP (Hi/Std)		mm	10/0		
Unit Dimension (HxWxD)		mm	200 x 700 x 620	200 x 900 x 620	200 x 1100 x 620
Discharge Dimension (HxW)		mm	131 x 525	131 x 725	131 x 925
Unit Weight		kg	24	28	32
Piping Connections	Liquid Pipe/Gas Pipe	mm	φ6.4/φ12.7		
	High and Low Pressure Pipe	mm	φ9.5		
	Condensate Drain Pipe	mm	PVC26(0.D)φ26(I.D.φ20)		
Wired Remote Controller			BRC1E642		

3D⁺ 3D Air Flow Ceiling Mounted Duct



Model Name			FPRAQ20APV1	FPRAQ25APV1	FPRAQ32APV1
Power Supply		V/Ph/Hz	220-240V/1Phase/50Hz		
Cooling Capacity		Kw	2.2	2.8	3.6
Power Consumption	With Water Drain Pump	W	33	33	36
Fan Mode/Cooling Mode	Air Flow Rate (Hi/Med Hi/Med/Mid Lo/Lo)	m3/min	7.2/6.8/6.3/5.8/5.4		8.3/7.4/6.8/6.3/5.8
	Sound Level (Hi/Med Hi/Med/Mid Lo/Lo)	dB(A)	29/27/26/25/23		32/31/29/27/25
Moisture Control Mode	Air Flow Rate (Hi/Med Hi/Med/Mid Lo/Lo)	m3/min	7.2/6.0/5.1/4.3/3.1		8.3/6.9/5.8/4.6/3.4
	Sound Level (Hi/Med Hi/Med/Mid Lo/Lo)	dB(A)	29/24/20/18/17		32/27/23/20/18
ESP (Hi/Std)		Pa	10/0		
Unit Dimension (HxWxD)		mm	200 x 700 x 620		
Discharge Dimension (HxW)		mm	131 x 525		
Unit Weight		kg	24		
Piping Connections	Liquid Pipe/Gas Pipe	mm	φ6.4/φ12.7		
	High and Low Pressure Pipe	mm			
	Condensate Drain Pipe	mm	PVC26(0.Dφ26/I.D.φ20)		
Wired Remote Controller			BRC1E642		

Model Name			FPRAQ40APV1	FPRAQ50APV1	FPRAQ63APV1
Power Supply		V/Ph/Hz	220-240V/1Phase/50Hz		
Cooling Capacity		Kw	4.5	5.6	7.1
Power Consumption	With Water Drain Pump	W	50	55	72
Fan Mode/Cooling Mode	Air Flow Rate (Hi/Med Hi/Med/Mid Lo/Lo)	m3/min	10.0/9.2/8.5/8.0/7.2	13.5/12.0/11.5/11.0/10.0	17.5/14.0/11.5/10.6/9.5
	Sound Level (Hi/Med Hi/Med/Mid Lo/Lo)	dB(A)	36/34/32/30/28	36/35/33/31/30	37/35/33/32/31
Moisture Control Mode	Air Flow Rate (Hi/Med Hi/Med/Mid Lo/Lo)	m3/min	10/7.8/5.8/4.6/3.4	13.5/10/7.1/5.9/5	17.5/14/11.5/10.6/9.5
	Sound Level (Hi/Med Hi/Med/Mid Lo/Lo)	dB(A)	36/29/23/19/17	36/29/24/22/21	37/31/27/25/23
ESP (Hi/Std)		Pa	10/0		
Unit Dimension (HxWxD)		mm	200 x 700 x 620	200 x 900 x 620	200 x 1100 x 450
Discharge Dimension (HxW)		mm	131 x 525	131 x 725	131 x 925
Unit Weight		kg	24	28	32
Piping Connections	Liquid Pipe/Gas Pipe	mm	φ6.4/φ12.7		φ9.5/φ15.9
	High and Low Pressure Pipe	mm	φ9.5		φ12.7
	Condensate Drain Pipe	mm	PVC26(0.Dφ26/I.D.φ20)		
Wired Remote Controller			BRC1E642		



3Di Intelligent 3D Air Flow Mounted Duct

Model Name			FPDSQ20APV1	FPDSQ25APV1	FPDSQ32APV1
Power Supply		V/Ph/Hz	220-240V/1Phase/50Hz		
Cooling Capacity		Kw	2.2	2.8	3.6
Power Consumption	With Water Drain Pump	W	28	29	32
Fan Mode/Cooling Mode	Air Flow Rate (Hi/Med Hi/Med/Mid Lo/Lo)	m3/min	8.7/8.1/7.6/7/6.5	9/8.5/8/7.5/7	10/9.3/8.6/7.9/7.2
	Sound Level (Hi/Med Hi/Med/Mid Lo/Lo)	dB(A)	31/29/27/26/24	31/29/27/26/24	34/32/30/29/27
ESP (Hi/Std)		Pa	10/0		
Unit Dimension (HxWxD)		mm	200 x 700 x 450		
		mm	131 x 525		
Unit Weight		kg	17		
Piping Connections	Liquid Pipe/Gas Pipe	mm	φ6.4/φ12.7		
	Condensate Drain Pipe	mm	PVC26(0.Dφ26/I.D.φ20)		
Wired Remote Controller			BRC1E632		

Model Name			FPDSQ40APV1	FPDSQ50APV1	FPDSQ63APV1
Power Supply		V/Ph/Hz	220-240V/1Phase/50Hz		
Cooling Capacity		Kw	4.5	5.6	7.1
Power Consumption	With Water Drain Pump	W	49		54
Fan Mode/Cooling Mode	Air Flow Rate (Hi/Med Hi/Med/Mid Lo/Lo)	m3/min	12/11.2/10.5/9.7/9	15/14/13/11.5/10.5	19/17/15/13/11.5
	Sound Level (Hi/Med Hi/Med/Mid Lo/Lo)	dB(A)	39/37/35/33/31		39/37/35/33/30
ESP (Hi/Std)		Pa	10/0		
Unit Dimension (HxWxD)		mm	200 x 700 x 450	200 x 900 x 450	200 x 1100 x 450
Discharge Dimension (HxW)		mm	131 x 525	131 x 725	131 x 925
Unit Weight		kg	17	20	23
Piping Connections	Liquid Pipe/Gas Pipe	mm	φ6.4/φ12.7		φ9.5/φ15.9
	Condensate Drain Pipe	mm	PVC26(0.Dφ26/I.D.φ20)		
Wired Remote Controller			BRC1E632		



LONGDUCT Middle Static Ceiling Mounted Duct



Model Name			FXSQ20PAV4	FXSQ25PAV4	FXSQ32PAV4	FXSQ40PAV4	FXSQ50PAV4
Power Supply		V/Ph/Hz	220-240V/1Phase/50Hz,60Hz				
Cooling Capacity		Kw	2.2	2.8	3.6	4.5	5.6
Power Consumption		W	58		66	101	75
Fan Mode/Cooling Mode	Air Flow Rate (Hi/Med/Lo)	m3/min	9/7.5/6.5		9.5/8/7	15/12.5/10.5	17/14.5/11.5
	Sound Level (Hi/Med/Lo)	dB(A)	33/30/28		34/32/30	36/33/30	34/32/29
ESP (Hi/Std)		Pa	30-150 (50)				50-150 (50)
Unit Dimension (HxWxD)		mm	245x550x800			245x700x800	245x1000x800
Unit Weight		kg	25		27	35	
Piping Connections	Liquid Pipe/Gas Pipe	mm	φ6.4/φ12.7				
	Condensate Drain Pipe	mm	PVC26(0.Dφ26/I.D.φ20)				
Wired Remote Controller			BRC1E63				
Wireless Remote Controller			BRC4C66				

Model Name			FXSQ63PAV4	FXSQ80PAV4	FXSQ100PAV4	FXSQ125PAV4	FXSQ140PAV4
Power Supply		V/Ph/Hz	220-240V/1Phase/50Hz,60Hz				
Cooling Capacity		Kw	7.1	9	11.2	14	16
Power Consumption		W	106	126	151	206	222
Fan Mode/Cooling Mode	Air Flow Rate (Hi/Med/Lo)	m3/min	21/17.5/14.5	23/19.5/16	32/27/22.5	37/31.5/26	39/33.5/28
	Sound Level (Hi/Med/Lo)	dB(A)	36/32/29	37.5/34/30	39/35/32	42/38.5/35	43/40/36
ESP (Hi/Std)		Pa	50-150 (50)				50-140 (50)
Unit Dimension (HxWxD)		mm	245x1,000x800		245x1,400x800		245x1,550x800
Unit Weight		kg	35	37	46	47	52
Piping Connections	Liquid Pipe/Gas Pipe	mm	φ9.5/φ15.9				
	Condensate Drain Pipe	mm	PVC26(0.Dφ26/I.D.φ20)				
Wired Remote Controller			BRC1E63				
Wireless Remote Controller			BRC4C66				



COMPACT Ceiling Mounted Duct



Model Name			FXDQ20SPV14	FXDQ25SPV14	FXDQ32SPV14	FXDQ40SPV14	FXDQ50SPV14	FXDQ63SPV14
Power Supply		V/Ph/Hz	220-240V/1Phase/50Hz					
Cooling Capacity		Kw	2.2	2.8	3.6	4.5	5.6	7.1
Power Consumption		W	72	75	78	180		196
Fan Mode/ Cooling Mode	Air Flow Rate (Hi/Med Hi/Med/Mid Lo/Lo)	m3/min	8.7/7.6/6.5	9/8/7	10/9/8	15/13/10.5		20/16/12.5
	Sound Level (Hi/Med Hi/Med/Mid Lo/Lo)	dB(A)	33/31/29		34/32/30	35/33/31		37/35/33
ESP (Hi/Std)		Pa	30-10			50-20		40-20
Unit Dimension (HxWxD)		mm	200x700x450			200x900x450		200x1,100x450
Unit Weight		kg	17			20		23
Piping Connections	Liquid Pipe/Gas Pipe	mm	φ6.4/φ12.7					
	Condensate Drain Pipe	mm	PVC26(0.D)φ26/I.D.φ20					
Wired Remote Controller			BRC1E63					



COMPACT Ceiling Mounted Duct Big Volume



Model Name			FPDQ80APV1	FPDQ100APV1
Power Supply		V/Ph/Hz	220-240V/1Phase/50Hz	
Cooling Capacity		Kw	9	11.2
Power Consumption	With Water Drain Pump	W	70	100
Fan Mode/Cooling Mode	Air Flow Rate (Hi/Med Hi/Med/Mid Lo/Lo)	m3/min	24.0/20.0/16.0	26.0/22.0/18.0
	Sound Level (Hi/Med Hi/Med/Mid Lo/Lo)	dB(A)	36/34/32	37/35/33
ESP (Hi/Std)		Pa	40-20	
Unit Dimension (HxWxD)		mm	200 x 1610 x 560	
Unit Weight		kg	37	40
Piping Connections	Liquid Pipe/Gas Pipe	mm	φ9.5/φ15.9	
	Condensate Drain Pipe	mm	PVC26(0.Dφ26/I.D.φ20)	
Wired Remote Controller			BRC1E632	



COMPACT+ Ceiling Mounted Duct

Model Name			FPRQ20APVM	FPRQ25APVM	FPRQ32APVM
Power Supply		V/Ph/Hz	220-240V/1Phase/50Hz		
Cooling Capacity		Kw	2.2	2.8	3.6
Power Consumption	With Water Drain Pump	W	33		
Fan Mode/Cooling Mode	Air Flow Rate (Hi/Med Hi/Med/Mid Lo/Lo)	m3/min	7.2/6.8/6.3/5.8/5.4		
	Sound Level (Hi/Med Hi/Med/Mid Lo/Lo)	dB(A)	29/27/26/25/23		
Moisture Control Mode	Air Flow Rate (Hi/Med Hi/Med/Mid Lo/Lo)	m3/min	7.2/6.0/5.1/4.3/3.1		
	Sound Level (Hi/Med Hi/Med/Mid Lo/Lo)	dB(A)	29/24/20/18/17		
ESP (Hi/Std)		Pa	30/10		
Unit Dimension (HxWxD)		mm	200X700X620		
Discharge Dimension (HxW)		mm	153X660		
Unit Weight		kg	24		
Piping Connections	Liquid Pipe/Gas Pipe	mm	φ6.4/φ12.7		
	High and Low Pressure Pipe	mm	φ9.5		
Wired Remote Controller			BRC1E642		

Model Name			FPRQ40APVM	FPRQ50APVM	FPRQ63APVM
Power Supply		V/Ph/Hz	220-240V/1Phase/50Hz		
Cooling Capacity		Kw	4.5	5.6	7.1
Power Consumption		W	50	55	72
Fan Mode/Cooling Mode	Air Flow Rate (Hi/Med Hi/Med/Mid Lo/Lo)	m3/min	10/9.2/8.5/80/7.2	13.5/12/11.5/11/10	17.5/14/11.5/10.6/9.5
	Sound Level (Hi/Med Hi/Med/Mid Lo/Lo)	dB(A)	36/34/32/30/28	36/35/33/31/30	37/35/33/32/31
Moisture Control Mode	Air Flow Rate (Hi/Med Hi/Med/Mid Lo/Lo)	m3/min	10/7.8/5.8/4.6/3.4	13.5/10/7.1/5.9/5	17.5/14/11.5/10.6/9.5
	Sound Level (Hi/Med Hi/Med/Mid Lo/Lo)	dB(A)	36/29/23/19/17	36/29/24/22/21	37/31/27/25/23
ESP (Hi/Std)		Pa	30/10	50/20	
Unit Dimension (HxWxD)		mm	200X700X620	200X900X620	200X1100X620
Discharge Dimension (HxW)		mm	153X660	153X860	153X1060
Unit Weight		kg	24	28	32
Piping Connections	Liquid Pipe/Gas Pipe	mm	φ6.4/φ12.7		
	High and Low Pressure Pipe	mm	φ9.5		
Wired Remote Controller			BRC1E642		



BATHROOM

Ventilating Moisture Control Bathroom Ceiling Mounted Cassette

Model Name		FPEBQ20AV1	
Power Supply		V/Ph/Hz	220-240V/1Phase/50Hz
Cooling Capacity		Kw	1.95
Standard Mode	Power Consumption (With Water Drain Pump)	W	54
	Air Flow Rate (Hi/Lo)	m3/min	7/3
	Sound Level (Hi/Lo)	dB(A)	43/26
Dry Mode	Power Consumption (With Water Drain Pump)	W	85
	Air Flow Rate (Hi/Lo)	m3/min	7
	Sound Level (Hi/Lo)	dB(A)	43
Fan Only Mode	Power Consumption (With Water Drain Pump)	W	35
	Air Flow Rate (Hi/Lo)	m3/min	07/03
	Sound Level (Hi/Lo)	dB(A)	45/28
Ventilation Mode	Air Flow Rate (Hi/Lo)	m3/min	5/2.1
	Sound Level (Hi/Lo)	dB(A)	40/24
Dimension	Unit Dimension (HxWxD)	mm	230 x 555 x 540
	Panel Dimension (HxWxD)	mm	60 x 625 x 640
	Discharge Dimension (WxD)	mm	320 x 60
Unit Weight (Body/Panel)		kg	22/2.5
Piping Connections	Liquid Pipe/Gas Pipe	mm	φ6.4/φ12.7
	High and Low Pressure Pipe	mm	φ9.5
	Condensate Drain Pipe	mm	PVC26(0.Dφ26/I.D.φ20)
Decorative Panel		BYEBP20W1E	
Wired Remote Controller		BRC62A612	



KITCHEN

Durability Moisture Control Kitchen Ceiling Mounted Cassette



Model Name			FPEKQ20AV1	FPEKQ28AV1
Power Supply		V/Ph/Hz	220-240V/1Phase/50Hz	
Cooling Capacity		Kw	2.2	3.2
Power Consumption	With Water Drain Pump	W	54	
Air Flow Rate (Hi/Med/Lo)		m3/min	7/3	8/6/3.5
Dimension	Unit Dimention (HxWxD)	mm	230 x 555 x 540	280 x 555 x 540
	Panel Dimension (HxWxD)	mm	60 x 625 x 640	
	Discharge Dimension (WxD)	mm	320 x 60	
Unit Weight (Body/Panel)		kg	17/2.5	19/2.5
Sound Level (Hi/Med/Low)		dB(A)	42/25	43/35/25
Piping Connections	Liquid Pipe/Gas Pipe	mm	φ6.4/φ12.7	
	High and Low Pressure Pipe	mm	φ9.5	
	Condensate Drain Pipe	mm	PVC26(0.Dφ26/1.D.φ20)	
Decorative Panel			BYEKP20AY1E	BYEKP28AY1E
Wired Remote Controller			BRC63A622	




CLOSET Moisture Control Closet Ceiling Mounted Cassette

Model Name		FPECQ20AV1	
Power Supply		V/Ph/Hz	220-240V/1Phase/50Hz
Cooling Capacity		Kw	2.2
Power Consumption	With Water Drain Pump	W	54
Air Flow Rate (Hi/Med Hi/Med/Mid Lo/Lo)		m3/min	7/6/5/4/3
Dimension	Unit Dimention (HxWxD)	mm	230 x 555 x 540
	Panel Dimension (HxWxD)	mm	60 x 625 x 640
	Discharge Dimension (WxD)	mm	320 x 60
Unit Weight (Body/Panel)		kg	18/2.5
Sound Level (Hi/Med Hi/Med/Mid Lo/Low)		dB(A)	42/38/34/29/25
Piping Connections	Liquid Pipe/Gas Pipe	mm	φ6.4/φ12.7
	High and Low Pressure Pipe	mm	φ9.5
	Condensate Drain Pipe	mm	PVC26(0.Dφ26/I.D.φ20)
Decorative Panel		BYEBP20W1F	
Wired Remote Controller		BRC1E642	

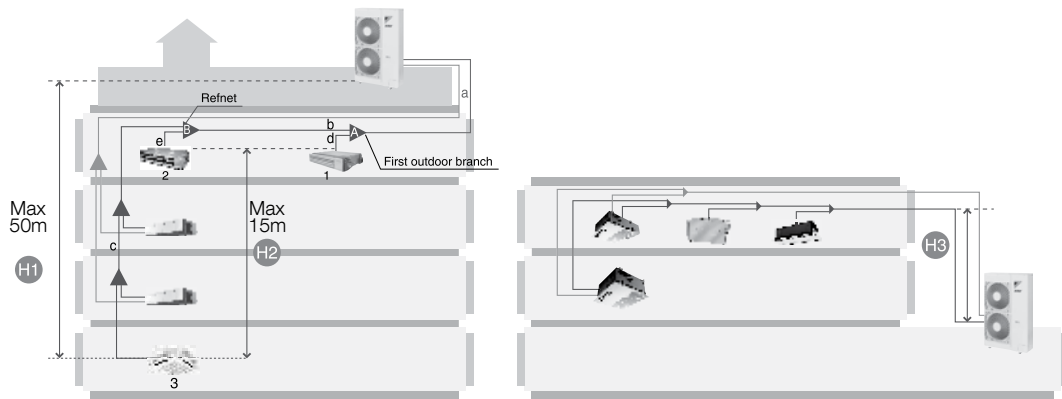


Model Name		RPZQ4AVM	RPZQ5AVM	RPZQ6AVM
Power Supply	V/Ph/Hz	220-240V/1Phase/50Hz		
Cooling Capacity	kW	11.2	14	15.5
Power Consumption	kW	2.87	3.62	4.19
Air Flow Rate (Hi/Med/Lo)	m3/min	76		106
Unit Dimension (HxWxD)	mm	990 x 940 x 320		1345 x 900 x 320
Unit Weight	kg	80		104
Sound Level	dB(A)	53		51
Operating Range		-5 - 50°CDB		
Piping Connections	Liquid Pipe/Gas Pipe	φ9.5/φ15.9		φ9.5/φ19.1
	High-Low Pressure Pipe	φ12.7		
	Condensate Drain Pipe	φ12.7		
Max. Amount connection of Indoor Unit		6	8	9
Connection Capacity	kW	5.6-14.5	7.0-20.1	7.7-20.1
	%	50-130		



Model Name		RPZQ8AVM	RPZQ10BYM	RPZQ12BYM
Power Supply	V/Ph/Hz	380-415V/3Phase/50Hz		
Cooling Capacity	kW	22.4	28	33.5
Power Consumption	kW	6	7.2	9.1
Air Flow Rate (Hi/Med/Lo)	m3/min	140	182	
Unit Dimension (HxWxD)	mm	1430 x 940 x 320	1615 x 940 x 460	
Unit Weight	kg	140	174	180
Sound Level	dB(A)	56	55	
Operating Range		-5 - 50°CDB		
Piping Connections	Liquid Pipe/Gas Pipe	φ9.5/φ19.1	φ9.5/φ22.2	φ12.7/φ25.4
	High-Low Pressure Pipe	φ12.7		
	Condensate Drain Pipe	φ12.7		
Max. Amount connection of Indoor Unit		13	16	19
Connection Capacity	kW	11.2-29.1	14.0-36.4	16.75-43.55
	%	50-130		

Refrigerant Piping Length



Note: ■ Gas Pipe, Liquid Pipe ■ High and Low Pressure Pipe

Model	VRV Home Series				
	RPZQ4AVM	RPZQ5AVM	RPZQ6AVM	RPZQ8AVM	RPZQ10BYM RPZQ12BYM
Max. allowable level difference (if the outdoor unit is above) : H1	Max. 30m		Max. 50m		
Max. allowable level difference (if the outdoor unit is below) : H3	Max. 30m		Max. 40m		
Between the indoor units : H2	Max. 10m	Max. 15m			
Max. total piping length : a+b+c+d+e	Max. 250m		Max. 300m		
Max. actual piping length : a+b+c	Max. 50m	Max. 70m	Max. 80m		
Between the indoor branch and the farthest indoor unit : b+c	Max. 40m				



Moisture Control Intelligent
3D Air Flow Ceiling Mounted



intelligent 3D Air Flow Ceiling Mounted



Kitchen Ceiling Mounted Cassette



Ventilating Moisture Control
Bathroom Ceiling Mounted Cassette



Moisture Control Closet Ceiling
Mounted Cassette

COMFORTABLE AIRFLOW



AUTO-SWING (UP AND DOWN)

This function automatically moves the flaps up and down to distribute air across the room.



MOLD PROOF MODE

Heating process at indoor unit to clean up oil grease



COMFORT AIRFLOW MODE

This function prevents uncomfortable drafts from blowing directly on the body. To prevent drafts, the flap move upward during cooling operation



3D AIRFLOW

This function combines Vertical and Horizontal Auto-swing to circulate a cloud of cool air right to the corners of even large space. The flaps and louvers swing in turn.



NIGHT SET MODE

Adjusts the temperature to prevent excessive cooling or heating for a pleasant sleep.



24-HOUR ON/OFF TIMER

Sets the on/off timer 24 hours in advance to start/stop the operation.

REMOTE CONTROL / TIMERS



COMFORT CONTROL



SET FAN SPEED

Fan speed can be set to correspond to your preferred comfort level.



AUTO FAN SPEED

This function uses its infrared sensor to direct airflow either away from people.



MOISTURE CONTROL MODE

A feature that can adjust the humidity in the room



DRY CLOTHES MODE

Feature to dry clothes by absorbing moisture in the room.



VENTILATION MODE

Feature to activate the exhaust fan on the air conditioner.

NEW! VRV S High Seasonal Efficiency

New VRV S High Seasonal Efficiency Series achieves higher energy efficiency with a variety of function for comfort and high performance. A wide range of options for installation location and application are easily achieved by the low height casing, long piping length and other features.



Energy savings
& comfort

High performance
& reliability

Design
flexibility of
installation

Energy savings & comfort

- ✓ High seasonal efficiency
- ✓ VRT Smart Control
- ✓ Quiet operation

High performance & reliability

- ✓ Extended operation range up to 52°C
- ✓ High voltage shield PCB
- ✓ Automatic refrigerant charge function

Efficiency Series



Design flexibility of installation

- ✓ The high external static pressure of 40 Pa enables installation in small installation spaces where the airflow direction needs to be diverted to avoid short circuits.
- ✓ Low height casing design
- ✓ Increased actual piping length up to 120 m

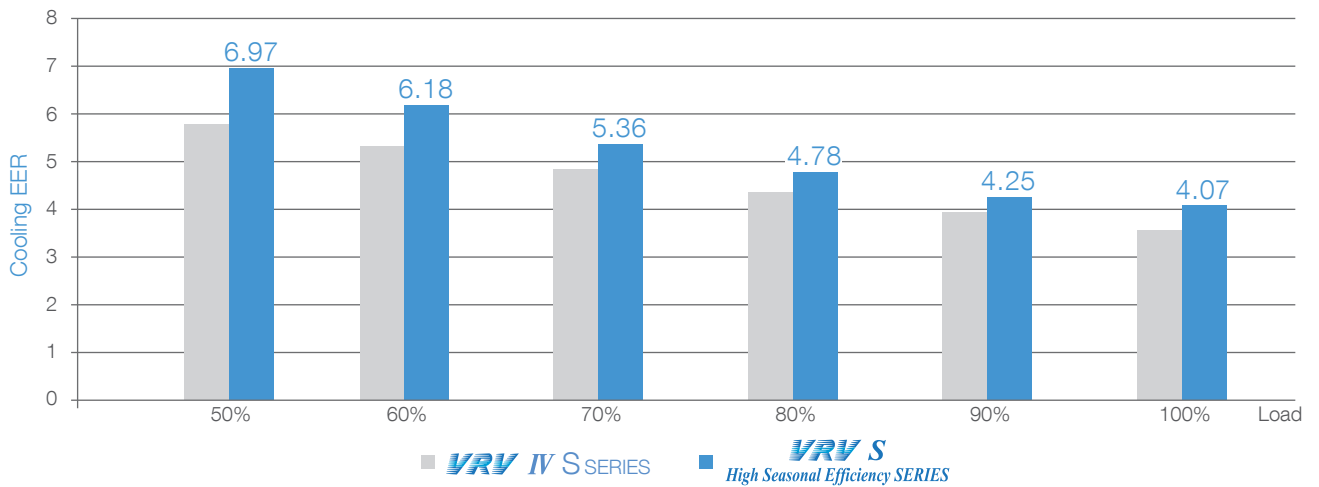
Energy savings & comfort

Energy savings

High seasonal efficiency

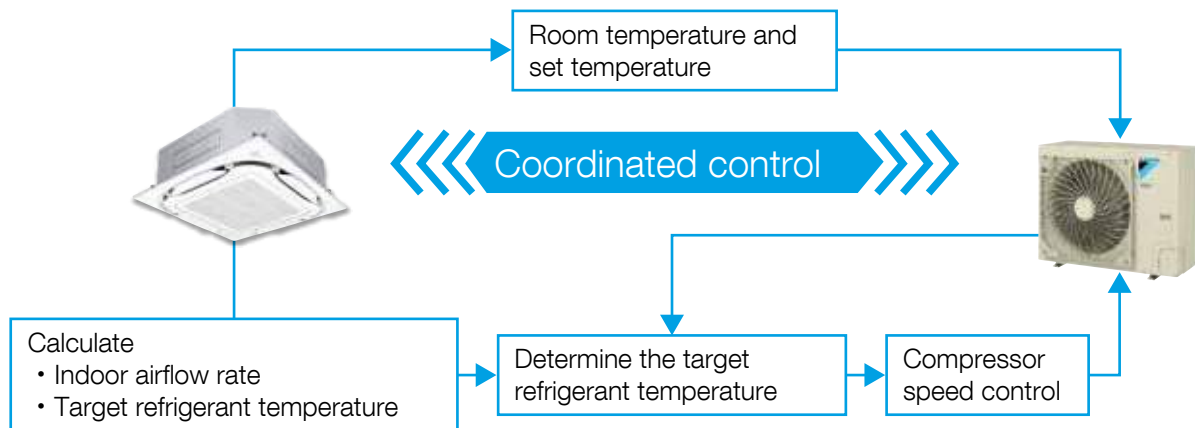
The VRT Smart Control enables improvements on efficiency during low load operation, achieving high seasonal efficiency.

EER for 5 HP



VRT Smart Control

VRT Smart function is available in the VRV S series for the first time. Coordination between indoor and outdoor units minimizes energy consumption by optimising capacity to meet actual operation load.



Note:

- For the classification of indoor units (VRT smart control and VRT control), refer to page 11-12.
- If a system has indoor units subject to both VRT smart and VRT control, the system is operated under VRT control.
- If a system has both outdoor-air processing air conditioners and outdoor-air processing type indoor units, VRT smart control and VRT control are disabled.

Comfort

Quiet operation

Low operation sound

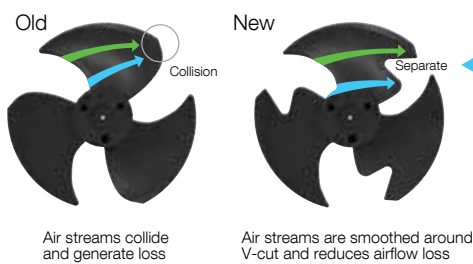
New fan and bell mouth help enable low operation sound.

Cooling	4 HP	5 HP	6 HP	7 HP	8 HP	9 HP
New	51	51	52	58	59	60

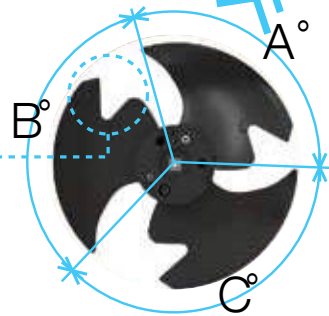
dB(A)



V-cut & irregular pitch propeller fan



The fan's V-cut enables streamlined and effective airflow.



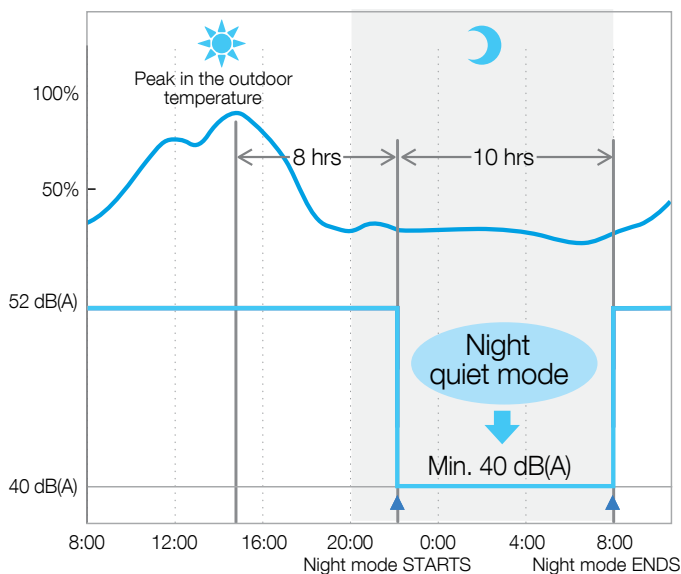
Irregular blade pitch also contributes to reduced airflow noise.

$$A^\circ < B^\circ < C^\circ$$

Nighttime quiet operation function

The nighttime quiet operation function automatically suppresses the nighttime operating sound by reducing operation capacity to maintain the quiet environment of the neighborhood. Three selectable modes are available depending on the required level. This function is suitable for use in residential areas.

Cooling	Night Quiet Mode
RSU(Y)Q4/5/6A	Min. 40 dB(A)
RSU(Y)Q7/8/9A	Min. 45 dB(A)



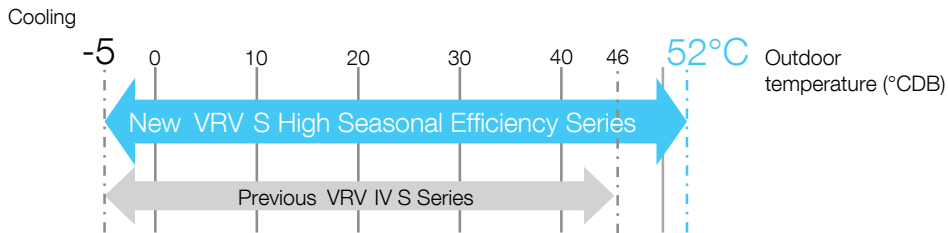
- Note:
- This function is available in setting at site.
 - The operating sound in quiet operation mode is the actual value measured by our company.
 - The relationship of outdoor temperature (load) and time shown above is just an example.
 - In case of 4-6 HP outdoor unit

High performance & reliability

High temperature operation

Extended operation range up to 52°C

The outdoor operation temperature range is now extended to 52°C. This enables reliable operation even under high temperature conditions and a wider choice of installation locations.



The refrigerant-cooled PCB and large 3-row heat exchanger raise the maximum cooling outdoor operation temperature from 46°C to 52°C.




Refrigerant cooled PCB

Daikin's unique refrigerant cooling helps maintain high cooling capacity even during high outdoor temperatures.



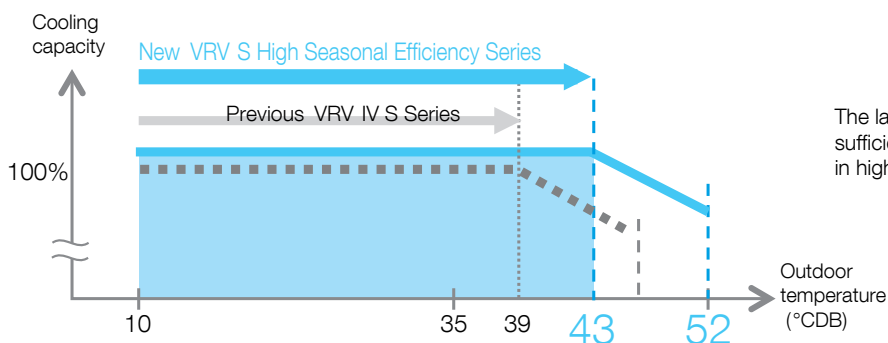
New heat exchanger

- 2-sided 3-row
- Heat exchanger area **68%UP** (4,5 HP model only)



Keep rated cooling capacity in high outdoor temperature up to 43°C


Rated cooling capacity can be maintained even when outdoor temperature is up to 43°C.



The large heat exchanger ensures sufficient cooling capacity even in high ambient temperatures.

High voltage shield PCB (4-6 HP model only)

The high voltage shield PCB protects the electrical parts and prevents malfunctions at the highest voltage of 440 V.



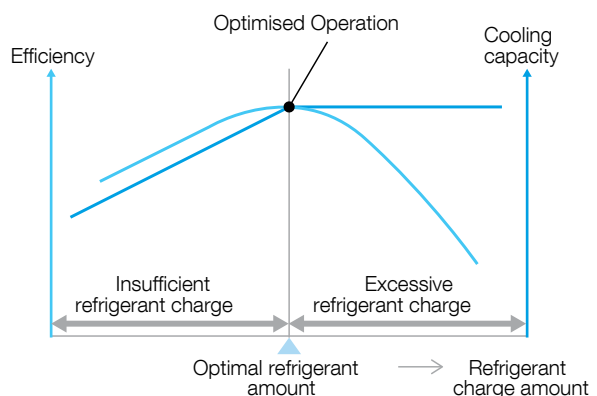
* Continuous operation range is 198 to 264 V.

Automatic refrigerant charge function

Contribute to optimised operation efficiency, higher quality and easier installation.

■ Optimised operation efficiency

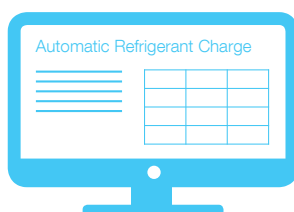
This function prevents a capacity shortage or energy loss due to excessive or insufficient refrigerant.




■ Higher quality and easier installation

The automatic refrigerant charge function automates the charging of the proper refrigerant amount and easy start by pressing one button.

1 Calculation of necessary refrigerant amount from design drawing



2 Start of automatic refrigerant charge operation



- Automatic completion by proper refrigerant amount
- Monitoring refrigerant charging is unnecessary
- No recalculation of charge amounts due to minor design changes locally

*Must use automatic refrigerant charge function.
Refer to installation manual for details.

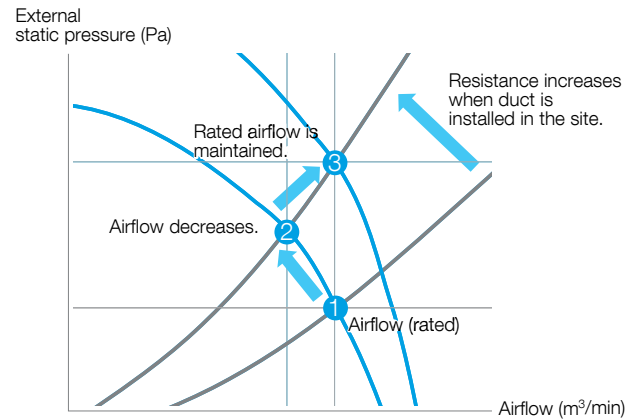
Design flexibility of installation

No short circuits

High external static pressure up to 40 Pa and automatic adjustment of external static pressure


The new VRV S series outdoor unit has been achieved high external static pressure up to 40 Pa, realizing stable operation in small installation sites where the air direction adjustment grille or duct is used to avoid short circuits.

The external static pressure automatic adjustment function maintains rated airflow and capacity by automatically adjusting the external static pressure during the test operation to suit the resistance of the installation site.




Optimum airflow direction with the optional air direction adjustment grille

When discharged air is blocked by some obstacle, the optional air direction adjustment grille can divert the airflow to one of 4 directions (up, down, left or right) to avoid the obstacle.




Air direction adjustment grille (option)

Wind is diverted upwards.

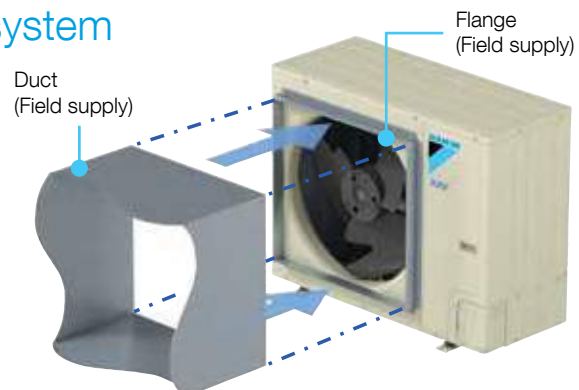


Wind is diverted sideways.



Duct installation to stabilize the system


When the obstacle is not avoidable by the air direction adjustment grille, installing a field-supplied duct can bypass the obstacle. In this way, installation of the outdoor unit is possible in places like behind an advertising board.



Low height casing design

The new design has been optimised for the VRV S high seasonal efficiency series with the height of all models reduced to only 870 mm. This low height casing design provides occupants with a clear, unobstructed view of the scenery.

Previous VRV IV S series

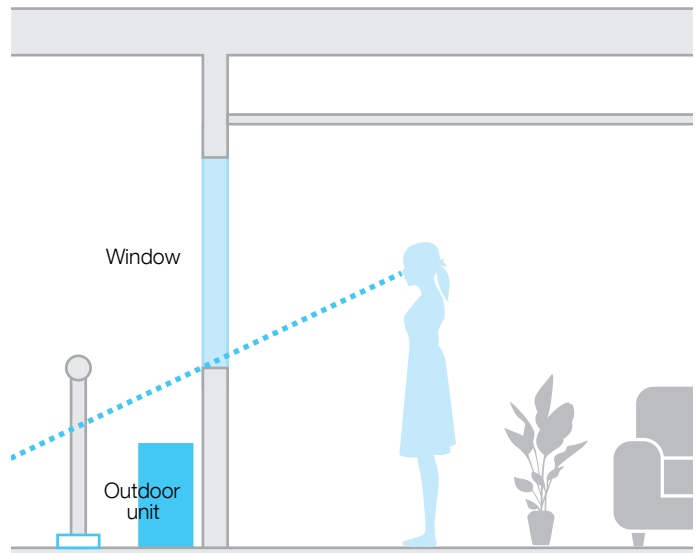


- Ideal solution that minimises both visual and sound impact
- Can be installed in a wide variety of locations and applications
- No space required for multiple outdoor units
- Allows for compact double-stacking of outdoor units

View from outside



View from inside



Design flexibility of installation

Increased actual piping length up to 120 m*

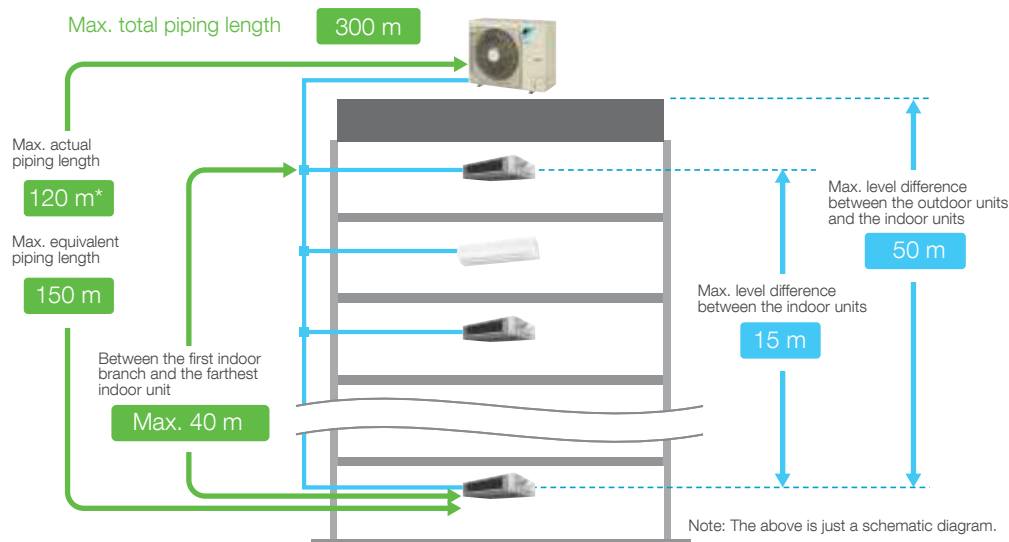
Actual piping length increased by 20% allows for various installation!

Installation on the rooftop of residential apartments

Previous VRV IV S series **VRV S** High Seasonal Efficiency SERIES
 100 m ▶ 120 m*



Installation for VRV indoor units only



		4 HP	5-9 HP	
Maximum allowable piping length	Actual piping length (Equivalent)	120 m* (150 m)	120 m* (150 m)	
	Total piping length	300 m	300 m	
	Between the first indoor branch and the farthest indoor unit	40 m	40 m	
Maximum allowable level difference	Between the indoor units	10 m	15 m	
	Between the outdoor units and the indoor units	If the outdoor unit is above.	50 m	50 m
		If the outdoor unit is below.	40 m	40 m

*Must use automatic refrigerant charge function. Refer to installation manual for details.

Indoor unit lineup

Wide variety of indoor units

Indoor units can be selected from 2 lineups, both VRV and residential indoor units, to match rooms and preferences.

VRV indoor units

Type	Model Name	Capacity Range	Indoor units subject to VRT smart control										Indoor units subject to VRT control													
			Capacity Index										Capacity Index													
			20	25	31.25	40	50	62.5	71	80	100	125	140	200	250	20	25	31.25	40	50	62.5	71	80	100	125	140
Ceiling Mounted Cassette (Round Flow with Sensing)	FXFSQ-AVM			●	●	●	●	●				●	●	●	●											
Ceiling Mounted Cassette (Round Flow)	FXFQ-AVM			●	●	●	●	●				●	●	●	●											
Ceiling Mounted Cassette (Compact Multi Flow)	FXZQ-MVE		●	●	●	●	●																			
Ceiling Mounted Cassette (Double Flow)	FXCQ-AVM		●	●	●	●	●	●				●		●												
Slim Ceiling Mounted Duct (3D Airflow with Sensing)	FXDSQ-AVM		●	●	●	●	●	●																		
Slim Ceiling Mounted Duct (Standard Series)	FXDQ-PDVE (with drain pump)		●	●	●																					
	FXDQ-PDVET (without drain pump)		●	●	●																					
	FXDQ-NDVE (with drain pump)					●	●	●																		
	FXDQ-NDVET (without drain pump)					●	●	●																		
Slim Ceiling Mounted Duct (Compact Series)	FXDQ-SPV1		●	●	●	●	●	●																		
Middle Static Pressure Ceiling Mounted Duct	FXSQ-PAVE		●	●	●	●	●	●				●	●	●	●											
Ceiling Mounted Duct	FXMQ-PAVE		●	●	●	●	●	●				●	●	●	●											
	FXMQ-PVM																						●	●		
Outdoor-Air Processing Unit	FXMQ-MFV1																					●		●		
Ceiling Suspended	FXHQ-MAVE				●				●				●													
	FXHQ-AVM																					●	●			
Wall Mounted	FXAQ-AVM		●	●	●	●	●	●																		
Floor Standing	FXLQ-MAVE		●	●	●	●	●	●																		
Concealed Floor Standing	FXNQ-MAVE		●	●	●	●	●	●																		
Floor Standing Duct	FXVQ-NY1																					●		●	●	
Clean Room Air Conditioner	FXBQ-PVE					●	●	●																		
	FXBPQ-PVE								●																	
Heat Reclaim Ventilator	VAM-GJVE		Airflow rate 150-2000 m ³ /h																							

Note: Some model names might differ and some products might not be available depending on the country of sale. For further information, please contact one of our sales companies.

Indoor Unit Lineup

Daikin offers a wide range of indoor units includes both VRV and residential models responding to variety of needs of our customers that require air-conditioning solutions.

VRV indoor units

Ceiling Mounted Cassette
(Round Flow with Sensing) Type

FXFSQ-AV4




Presence of people and floor temperature can be detected to provide comfort and energy savings.

Ceiling Mounted Cassette
(Round Flow) Type

FXFQ-AV4




360° airflow improves temperature distribution and offers a comfortable living environment.

Ceiling Mounted Cassette
(Compact Multi Flow) Type

FXZQ-MVE4




Quiet, compact, and designed for user comfort

Ceiling Mounted Cassette
(Double Flow) Type

FXCQ-AVM4




Thin, lightweight, and easy to install in narrow ceiling spaces

Ceiling Mounted Cassette
Corner Type

FXKQ-MAVE4




Slim design for flexible installation

Slim Ceiling Mounted Duct Type
(Standard Series)

FXDQ-PDVE(T)4





FXDQ-NDVE(T)4




Slim design, quietness and static pressure switching

Slim Ceiling Mounted Duct Type
(Compact Series)

FXDQ-SPV14

Slim and compact design for easy and flexible installation

Middle Static Pressure Ceiling
Mounted Duct Type

FXSQ-PAV4




Middle external static pressure and slim design allow flexible installations

Ceiling Mounted Duct Type

FXMQ-PAV4




FXMQ-PVM






High external static pressure allows flexible installations

Ceiling Suspended Type

FXHQ-MAV7



FXHQ-AVM4

Slim body with quiet and wide airflow

Wall Mounted Type

FXAQ-AVM4



Stylish flat panel design harmonised with your interior décor



Floor Standing Type

FXLQ-MAVE4



Concealed Floor Standing Type

FXNQ-MAVE4



Suitable for perimeter zone air conditioning

Floor Standing Duct Type

FXVQ-NY14



Large airflow type for large spaces. Flexible interior design for each tenant.

Air treatment equipment

Heat Reclaim Ventilator

VAM-GJ

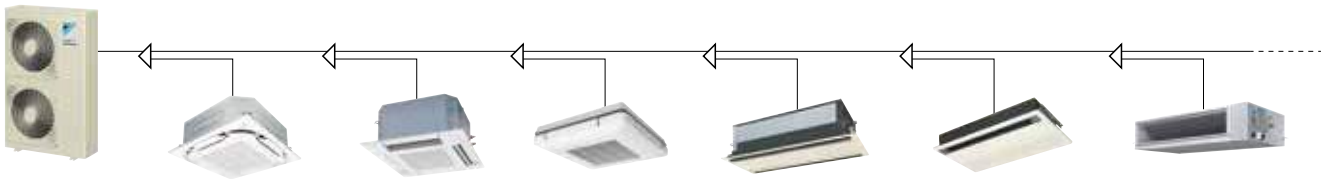


PM2.5 filtration unit

BAF



VRV indoor units connections



Max. 14 indoor units

VRV indoor units only

Indoor Unit Lineup

Ceiling Mounted Cassette (Round Flow with Sensing) Type

New FXFSQ-A

Round flow with sensing



Ceiling Mounted Cassette (Round Flow) Type



New FXFQ-A

ROUND FLOW



New Wide variety of decoration panels (Option)

● Designer choice has been given a boost with the increase in number of new types of decoration panels.



Decoration Panel Lineup (Option)



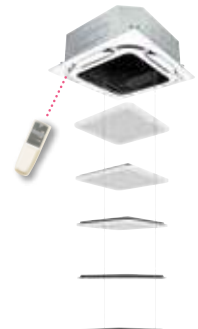
FXFSQ series only
Standard panel with sensing^{*1}
BYCQ125EEF (Fresh White)



Standard panel^{*2}
BYCQ125EAF (Fresh White)



Designer panel^{*2}
BYCQ125EAPF (Fresh White)



Auto grille panel^{*2}
BYCQ125EASF (Fresh White)



FXFSQ series only
Standard panel with sensing^{*1}
BYCQ125EEK (Black)



Standard panel^{*2}
BYCQ125EAK (Black)

*1. Sensing function is applicable when sensing panel is installed.
*2. These panels do not contain the sensing function.

Specifications

Ceiling Mounted Cassette (Round Flow with Sensing) Type

MODEL	FXFSQ25AV4	FXFSQ32AV4	FXFSQ40AV4	FXFSQ50AV4	FXFSQ63AV4	FXFSQ80AV4	FXFSQ100AV4	FXFSQ125AV4	FXFSQ140AV4	
Power supply	1-phase, 220-240 V/220-230 V, 50/60 Hz									
Cooling capacity	Btu/h	9,600	12,300	15,400	19,100	24,200	30,700	38,200	47,800	54,600
Power consumption	kW	0.028		0.035	0.038	0.061	0.092	0.144	0.170	0.194
Casing	Galvanised steel plate									
Sound level (H/HM/M/ML/L)	dB(A)	30/29.5/28.5/28/27		35/29.5/29/28/27	38/35/34.5/29.5/27	38/36/35.5/31.5/28	39/37/36/35.5/31	44/41/38/35/33	45/42.5/39.5/37/35	46/43.5/40.5/38/35
Dimensions (H×W×D)	mm	256×840×840						298×840×840		
Machine weight	kg	19			24	22		25	26	

Ceiling Mounted Cassette (Round Flow) Type

MODEL	FXFQ25AV4	FXFQ32AV4	FXFQ40AV4	FXFQ50AV4	FXFQ63AV4	FXFQ80AV4	FXFQ100AV4	FXFQ125AV4	FXFQ140AV4	
Power supply	1-phase, 220-240 V/220-230 V, 50/60 Hz									
Cooling capacity	Btu/h	9,600	12,300	15,400	19,100	24,200	30,700	38,200	47,800	54,600
Power consumption	kW	0.029		0.036	0.040	0.063	0.096	0.158	0.178	0.203
Casing	Galvanised steel plate									
Sound level (H/HM/M/ML/L)	dB(A)	30/29.5/28.5/28/27		35/29.5/29/28/27	35/33.5/29.5/28.5/27	36/35.5/31.5/31/28	37/36.5/36/35.5/29.5	43/40.5/37.5/35/33	44/41.5/39/36.5/33	46/43.5/40.5/38/35
Dimensions (H×W×D)	mm	256×840×840						298×840×840		
Machine weight	kg	19			22		25	26		

Note: Specifications are based on the following conditions:

- Cooling: Indoor temp.: 27°CDB, 19°CWB, Outdoor temp.: 35°CDB, Equivalent piping length: 7.5 m, Level difference: 0 m.
- Capacity of indoor unit is only for reference. Actual capacity of indoor unit is based on the total capacity index. (See Engineering Data Book for details.)
- Sound level: Anechoic chamber conversion value, measured at a point 1.5 m downward from the unit centre.
During actual operation, these values are normally somewhat higher as a result of ambient conditions.

New Round Flow
Cassette movie at
Daikin official
YouTube site.



VRV Indoor Units

Ceiling Mounted Cassette (Compact Multi Flow) Type

FXZQ-M

Quiet, compact, and designed for user comfort



Specifications

MODEL		FXZQ20MVE4	FXZQ25MVE4	FXZQ32MVE4	FXZQ40MVE4	FXZQ50MVE4	
Power supply		1-phase, 220-240 V/220 V, 50/60 Hz					
Cooling capacity	Btu/h	7,500	9,600	12,300	15,400	19,100	
	kW	2.2	2.8	3.6	4.5	5.6	
Power consumption	kW	0.073		0.076	0.089	0.115	
Casing		Galvanised steel plate					
Sound level (H/L)	230 V, 50 Hz- 240 V, 50 Hz	dB(A)		30/25-32/26	32/26-34/28	36/28-37/29	41/33-42/35
Dimensions (H×W×D)	mm	286×575×575					
Machine weight	kg	18					

Ceiling Mounted Cassette (Double Flow) Type

New FXCQ-AVM4

Thin, lightweight, and easy to install in narrow ceiling spaces



Specifications

MODEL		FXCQ20AVM4	FXCQ25AVM4	FXCQ32AVM4	FXCQ40AVM4	FXCQ50AVM4	FXCQ63AVM4	FXCQ80AVM4	FXCQ125AVM4		
Power supply		1-phase, 220-240 V/220 V, 50/60 Hz									
Cooling capacity	Btu/h	7,500	9,600	12,300	15,400	19,100	24,200	30,700	47,800		
	kW	2.2	2.8	3.6	4.5	5.6	7.1	9.0	14.0		
Power consumption	kW	0.031	0.039	0.039	0.041	0.059	0.063	0.090	0.149		
Casing		Galvanised steel plate									
Sound level (H/L)	220 V	dB(A)		32/28	34/29	34/30	36/31	37/31	39/32	42/33	46/38
Dimensions (H×W×D)	mm	305×775×620	305×775×620	305×775×620	305×990×620	305×990×620	305×1,175×620	305×1,445×620	305×1,445×620		
Machine weight	kg	19.0	19.0	19.0	19.0	22.0	25.0	33.0	38.0		

Ceiling Mounted Cassette Corner Type

FXKQ-MA

Slim design for flexible installation



Specifications

MODEL		FXKQ25MAVE4	FXKQ32MAVE4	FXKQ40MAVE4	FXKQ63MAVE4	
Power supply		1-phase, 220-240 V/220 V, 50/60 Hz				
Cooling capacity	Btu/h	9,600	12,300	15,400	24,200	
	kW	0.066		0.076	0.105	
Sound level (H/L)	220 V	dB(A)		38/33	40/34	42/37
	240 V	40/35		42/36	44/39	
Dimensions (H×W×D)	mm	215X1,110X710			215X1,310X710	
Machine weight	kg	31			34	

Note: Specifications are based on the following conditions;

- Cooling: Indoor temp.: 27°CDB, 19°CWB, Outdoor temp.: 35°CDB, Equivalent piping length: 7.5 m, Level difference: 0 m.
- Capacity of indoor unit is only for reference. Actual capacity of indoor unit is based on the total capacity index. (See Engineering Data Book for details.)
- Sound level: Anechoic chamber conversion value, measured at a point 1 m in front of the unit and 1 m downward. During actual operation, these values are normally somewhat higher as a result of ambient conditions.

Indoor Unit Lineup

Slim Ceiling Mounted Duct Type (Standard Series)

New FXDQ-PD / ND

Slim design, quietness and static pressure switching



Specifications

MODEL	with drain pump	FXDQ20PDVE4	FXDQ25PDVE4	FXDQ32PDVE4	FXDQ40NDVE4	FXDQ50NDVE4	FXDQ63NDVE4
	without drain pump	FXDQ20PDVET4	FXDQ25PDVET4	FXDQ32PDVET4	FXDQ40NDVET4	FXDQ50NDVET4	FXDQ63NDVET4
Power supply		1-phase, 220-240 V/220 V, 50/60 Hz					
Cooling capacity	Btu/h	7,500	9,600	12,300	15,400	19,100	24,200
Power consumption (FXDQ-PDVE) ★1	kW	0.086	0.086	0.089	0.160	0.165	0.181
Power consumption (FXDQ-PDVET) ★1	kW	0.067	0.067	0.070	0.147	0.152	0.168
External static pressure	Pa	30-10★2			44-15★2		
Sound level (HH/H/L)★1★3	dB(A)	28/26/23		28/26/24	30/28/26	33/30/27	33/31/29
Dimensions (H×W×D)	mm	200×700×620	200×700×620	200×700×620	200×900×620	200×900×620	200×1,100×620
Machine weight	kg	23	23	23	27	28	31

Note: Specifications are based on the following conditions;

- Cooling: Indoor temp.: 27°CDB, 19°CWB, Outdoor temp.: 35°CDB, Equivalent piping length: 7.5 m, Level difference: 0 m.
- Capacity of indoor unit is only for reference. Actual capacity of indoor unit is based on the total capacity index. (See Engineering Data Book for details.)
- Sound level: Anechoic chamber conversion value, measured at a point 1.5 m downward from the unit centre.
During actual operation, these values are normally somewhat higher as a result of ambient conditions.
- ★1 : Values are based on the following conditions: FXDQ-PD: external static pressure of 10 Pa; FXDQ-ND: external static pressure of 15 Pa.
- ★2 : External static pressure is changeable to set by the remote controller. This pressure means "High static pressure - Standard". (Factory setting is 10 Pa for FXDQ-PD models and 15 Pa for FXDQ-ND models.)
- ★3 : The values of operation sound level represent those for rear-suction operation. Sound level values for bottom-suction operation can be obtained by adding 5 dB(A).

Slim Ceiling Mounted Duct Type (Compact Series)

FXDQ-SP

Slim and compact design for easy and flexible installation



Specifications

MODEL		FXDQ20SPV14	FXDQ25SPV14	FXDQ32SPV14	FXDQ40SPV14	FXDQ50SPV14	FXDQ63SPV14
Power supply		1-phase, 220-240 V, 50 Hz					
Cooling capacity	Btu/h	7,500	9,600	12,300	15,400	19,100	24,200
Power consumption ★1	kW	0.072	0.075	0.078	0.180	0.180	0.196
Airflow rate (HH/H/L)	m ³ /min	8.7/7.6/6.5	9.0/8.0/7.0	10.0/9.0/8.0	15.0/13.0/10.5		20.0/16.0/12.5
	cfm	307/268/229	318/282/247	353/318/282	530/459/371		706/565/441
External static pressure	Pa	30-10★2			50-20★2		40-20★2
Sound level (HH/H/L) ★1★3	dB(A)	33/31/29		34/32/30	35/33/31		37/35/33
Dimensions (H×W×D)	mm	200×700×450			200×900×450		200×1,100×450
Machine weight	kg	17			20		23

Note: Specifications are based on the following conditions;

- Cooling: Indoor temp.: 27°CDB, 19°CWB, Outdoor temp.: 35°CDB, Equivalent piping length: 7.5 m, Level difference: 0 m.
- Capacity of indoor unit is only for reference. Actual capacity of indoor unit is based on the total capacity index. (See Engineering Data Book for details.)
- Sound level: Anechoic chamber conversion value, measured at a point 1.5 m downward from the unit centre.
During actual operation, these values are normally somewhat higher as a result of ambient conditions.
- ★1 : Values are based on the following conditions: FXDQ20-32SP: external static pressure of 10 Pa; FXDQ40-63SP: external static pressure of 20 Pa.
- ★2 : External static pressure is changeable to set by the remote controller. This pressure means "High static pressure - Standard". (Factory setting is 10 Pa for FXDQ20-32SP models and 20 Pa for FXDQ40-63SP models.)
- ★3 : The values of operation sound level represent those for rear-suction operation. Sound level values for bottom-suction operation can be obtained by adding 5 dB(A).

VRV Indoor Units

Ceiling Mounted Duct Type

FXMQ-PA / MA / P

Middle and high static pressure allows for flexible duct design



Specifications

MODEL		FXMQ20PAV4	FXMQ25PAV4	FXMQ32PAV4	FXMQ40PAV4	FXMQ50PAV4
Power supply		1-phase, 220-240 V/220 V, 50/60 Hz				
Cooling capacity	Btu/h	7,500	9,600	12,300	15,400	19,100
Power consumption	kW	0.056 *1	0.056 *1	0.060 *1	0.151 *1	0.128 *1
Airflow rate (HH/H/L)	m ³ /min	9/7.5/6.5	9/7.5/6.5	9.5/8/7	16/13/11	18/16.5/15
	cfm	318/265/230	318/265/230	335/282/247	565/459/388	635/582/530
External static pressure	Pa	30-100 (50) *2	30-100 (50) *2	30-100 (50) *2	30-160 (100) *2	50-200 (100) *2
Sound level (HH/H/L)	dB(A)	33/31/29	33/31/29	34/32/30	39/37/35	41/39/37
Dimensions (HxWxD)	mm	300x550x700	300x550x700	300x550x700	300x700x700	300x1,000x700
Machine weight	kg	25	25	25	27	35

MODEL		FXMQ63PAV4	FXMQ80PAV4	FXMQ100PAV4	FXMQ125PAV4	FXMQ140PAV4
Power supply		1-phase, 220-240 V/220 V, 50/60 Hz				
Cooling capacity	Btu/h	24,200	30,700	38,200	47,800	54,600
Power consumption	kW	0.138 *1	0.185 *1	0.215 *1	0.284 *1	0.405 *1
Airflow rate (HH/H/L)	m ³ /min	19.5/17.5/16	25/22.5/20	32/27/23	39/33/28	46/39/32
	cfm	688/618/565	883/794/706	1,130/953/812	1,377/1,165/988	1,624/1,377/1,130
External static pressure	Pa	50-200 (100) *2	50-200 (100) *2	50-200 (100) *2	50-200 (100) *2	50-140 (100) *2
Sound level (HH/H/L)	dB(A)	42/40/38	43/41/39	43/41/39	44/42/40	46/45/43
Dimensions (HxWxD)	mm	300x1,000x700	300x1,000x700	300x1,400x700	300x1,400x700	300x1,400x700
Machine weight	kg	35	35	45	45	46

Note: Specifications are based on the following conditions:

- Cooling: Indoor temp.: 27°CDB, 19°CWB, Outdoor temp.: 35°CDB, Equivalent piping length: 7.5 m, Level difference: 0 m.
- Capacity of indoor unit is only for reference. Actual capacity of indoor unit is based on the total capacity index. (See Engineering Data Book for details.)
- Sound level: Anechoic chamber conversion value, measured at a point 1.5 m downward from the unit centre.

During actual operation, these values are normally somewhat higher as a result of ambient conditions.

*1: Power consumption values are based on conditions of rated external static pressure.

*2: External static pressure can be modified using a remote controller that offers seven (FXMQ20-32PA), thirteen (FXMQ40PA), fourteen (FXMQ50-125PA) or ten (FXMQ140PA) levels of control. These values indicate the lowest and highest possible static pressures. The standard static pressure is 50 Pa for FXMQ20-32PA and 100 Pa for FXMQ40-140PA.

High static pressure allows for flexible duct design



FXMQ200-250PVM4

Specifications

MODEL		FXMQ200MVE4	FXMQ250MVE4	FXMQ200PVM	FXMQ250PVM	
Power supply		1-phase, 220-240 V/220 V, 50/60 Hz				
Cooling capacity	Btu/h	76,400	95,500	76,400	95,500	
Power consumption	kW	1.294 *1	1.465 *1	0.55 *1	0.67 *1	
Airflow rate (H/L)	m ³ /min	58/50	72/62	61/50	71/58	
	cfm	2,047/1,765	2,542/2,189	2,153/1,765	2,506/2,047	
External static pressure	Pa	132-221 *2	191-270 *2	50-250 (150) *2	50-250 (150) *2	
* Sound level (H/L)	220 V	dB(A)	48/45	48/45	38/35	40/37
	240 V		49/46	49/46	-	-
Dimensions (HxWxD)	mm	470x1,380x1,100	470x1,380x1,100	470x1,490x1,100	470x1,490x1,100	
Machine weight	kg	137	137	95	105	

Note: Specifications are based on the following conditions:

- Cooling: Indoor temp.: 27°CDB, 19°CWB, Outdoor temp.: 35°CDB, Equivalent piping length: 7.5 m, Level difference: 0 m.
- Capacity of indoor unit is only for reference. Actual capacity of indoor unit is based on the total capacity index. (See Engineering Data Book for details.)
- Sound level: (FXMQ-MA) Anechoic chamber conversion value, measured at a point 1.5 m downward from the unit centre.

During actual operation, these values are normally somewhat higher as a result of ambient conditions.

1: Power consumption values are based on conditions of standard external static pressure.

2: External static pressure is changeable to change over the connectors inside electrical box, this pressure means *Standard-High static pressure*.

Indoor Unit Lineup

Middle Static Pressure Ceiling Mounted Duct Type

New FXSQ-PA

Middle external static pressure and slim design allow flexible installations



Specifications

MODEL		FXSQ20PAV4	FXSQ25PAV4	FXSQ32PAV4	FXSQ40PAV4	FXSQ50PAV4
Power supply		1-phase, 220-240 V/220 V, 50/60 Hz				
Cooling capacity	Btu/h	7,500	9,600	12,300	15,400	19,100
Power consumption	kW	0.058 *1	0.058*1	0.066 *1	0.101*1	0.075*1
Airflow rate (H/M/L)	m ³ /min	9/7.5/6.5	9/7.5/6.5	9.5/8/7	15/12.5/10.5	17/14.5/11.5
	cfm	318/265/230	318/265/230	335/282/247	530/441/371	600/512/406
External static pressure	Pa	30-150 (50) *2				50-150 (50) *2
Sound level (H/M/L)	dB(A)	33/30/28		34/32/30	36/33/30	34/32/29
Dimensions (H×W×D)	mm	245×550×800				245×700×800
Machine weight	kg	25			27	35

Note: Specifications are based on the following conditions;


- Cooling: Indoor temp.: 27°CDB, 19°CWB, Outdoor temp.: 35°CDB, Equivalent piping length: 7.5 m, Level difference: 0 m.
- Capacity of indoor unit is only for reference. Actual capacity of indoor unit is based on the total capacity index. (See Engineering Data Book for details.)
- Sound level: Anechoic chamber conversion value, measured at a point 1.5 m downward from the unit centre. During actual operation, these values are normally somewhat higher as a result of ambient conditions.
- *1: Power consumption values are based on conditions of rated external static pressure.
- *2: External static pressure can be modified using a remote controller that offers thirteen (FXSQ20-40PA), eleven (FXSQ50-125PA) or ten (FXSQ140PA) levels of control. These values indicate the lowest and highest possible static pressures. The rated static pressure is 50 Pa.

MODEL		FXSQ63PAV4	FXSQ80PAV4	FXSQ100PAV4	FXSQ125PAV4	FXSQ140PAV4
Power supply		1-phase, 220-240 V/220 V, 50/60 Hz				
Cooling capacity	Btu/h	24,200	30,700	38,200	47,800	54,600
Power consumption	kW	0.106 *1	0.126 *1	0.151*1	0.206 *1	0.222 *1
Airflow rate (H/M/L)	m ³ /min	21/17.5/14.5	23/19.5/16	32/27/22.5	37/31.5/26	39/33.5/28
	cfm	741/618/512	812/688/565	1,130/953/794	1,306/1,112/918	1,377/1,183/988
External static pressure	Pa	50-150 (50) *2				50-140 (50) *2
Sound level (H/M/L)	dB(A)	36/32/29	37.5/34/30	39/35/32	42/38.5/35	43/40/36
Dimensions (H×W×D)	mm	245×1,000×800		245×1,400×800		245×1,550×800
Machine weight	kg	35	37	46	47	52

Wall Mounted Type

New FXAQ-AVM

Stylish flat panel design harmonised with your interior décor



Specifications

MODEL		FXAQ20AVM4	FXAQ25AVM4	FXAQ32AVM4	FXAQ40AVM4	FXAQ50AVM4	FXAQ63AVM4
Power supply		VM: 1-phase, 220-240 V/220-230 V, 50/60 Hz VM4, VMS: 1-phase, 220 V, 50 Hz					
Cooling capacity	Btu/h	7,500	9,600	12,300	15,400	19,100	24,200
Power consumption	kW	0.040			0.050	0.060	0.100
Airflow rate (H/L)	m ³ /min	9.1/7.0	9.4/7.0	9.8/7.0	12.2/9.7	15.0/12.0	19.0/14.0
	cfm	321/247	332/247	346/247	431/342	530/424	671/494
Sound level (H/L)	dB(A)	33.0/28.5	35.0/28.5	37.5/28.5	37.0/33.5	41.0/35.5	46.5/38.5
Dimensions (H×W×D)	mm	290×795×266			290×1,050×269		
Machine weight	kg	12.0				15.0	

Note: Specifications are based on the following conditions;

- Cooling: Indoor temp.: 27°CDB, 19°CWB, Outdoor temp.: 35°CDB, Equivalent piping length: 7.5 m, Level difference: 0 m.
- Heating: Indoor temp.: 20°CDB, Outdoor temp.: 7°CDB, 6°CWB, Equivalent piping length: 7.5 m, Level difference: 0 m.
- Capacity of indoor unit is only for reference. Actual capacity of indoor unit is based on the total capacity index. (See Engineering Data Book for details.)
- Sound level: Anechoic chamber conversion value, measured at a point 1 m in front of the unit and 1 m downward. During actual operation, these values are normally somewhat higher as a result of ambient conditions.

VRV Indoor Units

Ceiling Suspended Type

FXHQ-MA / A

Slim body with quiet
and wide airflow



Specifications

MODEL		FXHQ32MAV7	FXHQ63MAV7	FXHQ100MAV7	FXHQ125AVM4	FXHQ140AVM4
Power supply		1-phase, 220-240 V/220 V, 50/60 Hz				
Cooling capacity	Btu/h	12,300	24,200	38,200	48,000	52,900
Power consumption	kW	0.111	0.115	0.135	0.168	0.181
Airflow rate (H/L)	m ³ /min	12/10	17.5/14	25/19.5	34/20	36/20
	cfm	424/353	618/494	883/688	1,200/706	1,271/706
Sound level (H/L)	dB(A)	36/31	39/34	45/37	46/37	48/37
Dimensions (H×W×D)	mm	195×960×680	195×1,160×680	195×1,400×680	235×1,590×690	235×1,590×690
Machine weight	kg	24.0	28.0	33.0	39.0	

Note: Specifications are based on the following conditions;

- Cooling: Indoor temp.: 27°CDB, 19°CWB, Outdoor temp.: 35°CDB, Equivalent piping length: 7.5 m, Level difference: 0 m.
- Capacity of indoor unit is only for reference. Actual capacity of indoor unit is based on the total capacity index. (See Engineering Data Book for details.)
- Sound level: Anechoic chamber conversion value, measured at a point 1 m in front of the unit and 1 m downward. During actual operation, these values are normally somewhat higher as a result of ambient conditions.

Floor Standing Type

FXLQ-MA

Suitable for perimeter zone air conditioning



Specifications

MODEL		FXLQ20MAVE4	FXLQ25MAVE4	FXLQ32MAVE4	FXLQ40MAVE4	FXLQ50MAVE4	FXLQ63MAVE4	
Power supply		1-phase, 220-240 V/220 V, 50/60 Hz						
Cooling capacity	Btu/h	7,500	9,600	12,300	15,400	19,100	24,200	
Power consumption	kW	0.049	0.049	0.090	0.090	0.110	0.110	
Airflow rate (H/L)	m ³ /min	7/6	7/6	8/6	11/8.5	14/11	16/12	
	cfm	247/212	247/212	282/212	388/300	494/388	565/424	
Sound level (H/L)	220 V	dB(A)	35/32	35/32	35/32	38/33	39/34	40/35
	240 V		37/34	37/34	37/34	40/35	41/36	42/37
Dimensions (H×W×D)	mm	600×1,000×222	600×1,000×222	600×1,140×222	600×1,140×222	600×1,420×222	600×1,420×222	
Machine weight	kg	25.0	25.0	30.0	30.0	36.0	36.0	

Note: Specifications are based on the following conditions;

- Cooling: Indoor temp.: 27°CDB, 19°CWB, Outdoor temp.: 35°CDB, Equivalent piping length: 7.5 m, Level difference: 0 m.
- Capacity of indoor unit is only for reference. Actual capacity of indoor unit is based on the total capacity index. (See Engineering Data Book for details.)
- Sound level: Anechoic chamber conversion value, measured at a point 1.5 m in front of the unit at a height of 1.5 m. During actual operation, these values are normally somewhat higher as a result of ambient conditions.

Indoor Unit Lineup

Floor Standing Duct Type

FXVQ-N

Large airflow type for large spaces.
Flexible interior design for each tenant.



Specifications

MODEL		FXVQ125NY14	FXVQ200NY14	FXVQ250NY14	
Power supply		3-phase 4-wire system, 380-415 V, 50 Hz			
Cooling capacity	Btu/h	47,800	76,400	95,500	
Power consumption	kW	0.53	1.33	1.61	
Dimensions (H×W×D)	mm	1,670×750×510	1,670×950×510	1,670×1,170×510	
Machine weight	kg	118	144	169	
Sound level *1	dB(A)	52	56	60	
Air filter	Type	Long-life filter (anti-mould resin net)			
Fan	Motor output	kW	0.75	1.5	
	Airflow rate	m ³ /min	43	69	86
		cfm	1,518	2,436	3,036
External static pressure *2	Pa	152	217	281	

Note: Specifications are based on the following conditions;

- Cooling: Indoor temp.: 27°CDB, 19°CWB, Outdoor temp.: 35°CDB, Equivalent piping length: 7.5 m, Level difference: 0 m.
- Capacity of indoor unit is only for reference. Actual capacity of indoor unit is based on the total capacity index. (See Engineering Data Book for details.)

*1: Sound level : measured when the air discharge outlet duct (2 m) is attached (anechoic chamber conversion value). It increases by approximately 5 dB(A) when the plenum chamber is installed to deliver direct airflow.

*2: The value is the external static pressure with standard pulley.

Concealed Floor Standing Type

FXNQ-MA

Designed to be concealed
in the perimeter skirting-wall



Specifications

MODEL		FXNQ20MAVE4	FXNQ25MAVE4	FXNQ32MAVE4	FXNQ40MAVE4	FXNQ50MAVE4	FXNQ63MAVE4
Power supply		1-phase, 220-240 V/220 V, 50/60 Hz					
Cooling capacity	Btu/h	7,500	9,600	12,300	15,400	19,100	24,200
Power consumption	kW	0.049	0.049	0.090	0.090	0.110	0.110
Airflow rate (H/L)	m ³ /min	7/6	7/6	8/6	11/8.5	14/11	16/12
	cfm	247/212	247/212	282/212	388/300	494/388	565/424
Sound level (H/L)	220 V	35/32	35/32	35/32	38/33	39/34	40/35
	240 V	37/34	37/34	37/34	40/35	41/36	42/37
Dimensions (H×W×D)	mm	610×930×220	610×930×220	610×1,070×220	610×1,070×220	610×1,350×220	610×1,350×220
Machine weight	kg	19.0	19.0	23.0	23.0	27.0	27.0

Note: Specifications are based on the following conditions;

- Cooling: Indoor temp.: 27°CDB, 19°CWB, Outdoor temp.: 35°CDB, Equivalent piping length: 7.5 m, Level difference: 0 m.
- Capacity of indoor unit is only for reference. Actual capacity of indoor unit is based on the total capacity index. (See Engineering Data Book for details.)

• Sound level: Anechoic chamber conversion value, measured at a point 1.5 m in front of the unit at a height of 1.5 m. During actual operation, these values are normally somewhat higher as a result of ambient conditions.

Control System

Individual Control Systems For VRV Systems

Navigation Remote Controller (Wired remote controller) (Option)



New BRC1E63

This simple, modern designed remote controller with fresh white colour matches your interior design. Operation is much easier and smoother, just follow the indications on the navigation remote controller.



BRC2E61

Displays current airflow, swing, temperature, operating mode and timer settings design. Operation is much easier and smoother, just follow the indications on the navigation remote controller.

* Individual airflow direction, auto airflow rate and sensing sensor control can be set only via wired remote controller BRC1E63. Cannot be set via other remote controllers.

Wireless remote controller (Option)



New BRC7M635F
(For FXF(S)Q series)



Signal receiver unit
(Installed type)

- The wireless remote controller is supplied in a set with a signal receiver.
- Signal receiver unit of installed type is contained inside decoration panel or indoor unit.
- Shape of signal receiver unit differs according to the indoor unit.

* Note: The signal receiver unit shown in the photograph is for mounting inside the decoration panel of FXF(S)Q series.

- New** • Backlight LCD of new wireless remote controller



Pressing the backlight button helps operating in dark rooms.



Wireless remote controller



Signal receiver unit
(Separate type)

- A compact signal receiver unit (separate type) to be mounted into a wall or ceiling is included.

* Wireless remote controller and signal receiver unit are sold as a set.
* Refer to page 189 for the name of each model.

Simplified remote controller (Option)



Exposed type
(BRC2C51)



Concealed type
(For hotel use)
(BRC3A61)

- The remote controller has centralised its frequently used operation selectors and switches (on/off, operation mode, temperature setting and airflow volume), making itself suitable for use in hotel rooms or conference rooms.
- The exposed type remote controller is fitted with a thermostat sensor.

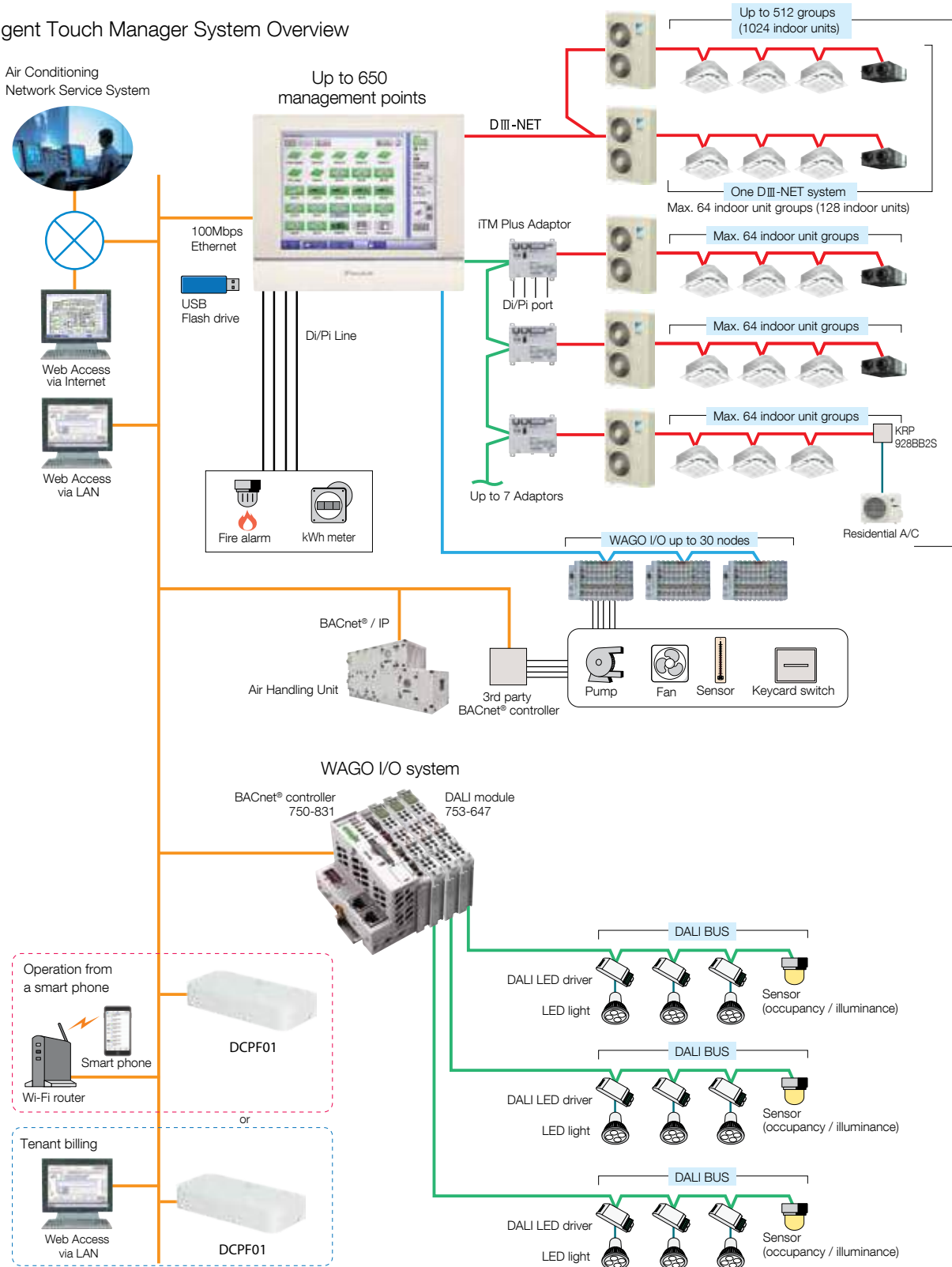
Wide variation of remote controllers for VRV indoor units

	FXF(S)Q	FXZQ	FXCQ	FXKQ	FXDQ	FXSQ	FXMQ	FXHQ	FXAQ	FXL(N)Q	FXVQ	FXB(P)Q
Navigation remote controller (Wired remote controller) (BRC1E63)	●	●	●	●	●	●	●	●	●	●	●	●
Wired remote controller (BRC2E61)		●	●	●	●	●	●	●	●	●	●	●
Wireless remote controller* (Installed type signal receiver unit)	●	●	●					●	●			
Wireless remote controller* (Separate type signal receiver unit)				●	●	●	●			●		●
Simplified remote controller (Exposed type) (BRC2C51)					●	●	●			●		●
Simplified remote controller (Concealed type: for Hotel use) (BRC3A61)					●	●	●			●		●

Advanced Control Systems for VRV System

System structure

intelligent Touch Manager System Overview



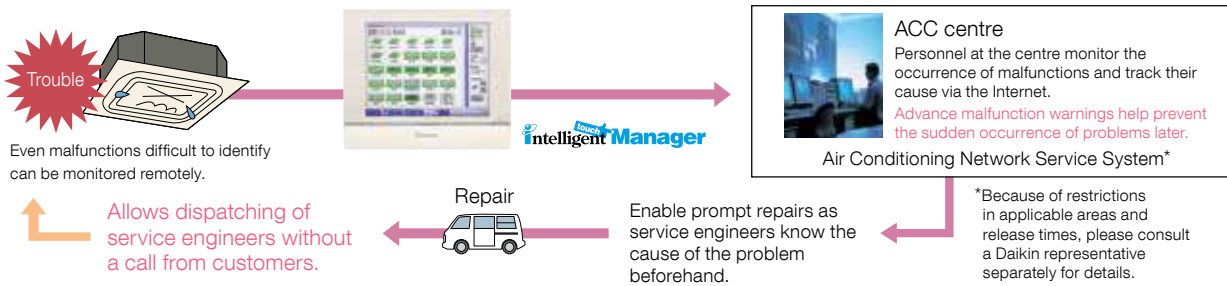
Air Conditioning Network Service System

Preventive Maintenance

The intelligent Touch Manager can be connected to Daikin's own Air Conditioning Network Service System for remote monitoring and verification of operation status for VRV system. By its ability to predict malfunctions, this service provides customers with additional peace of mind.

Enhanced convenience with link to the Air Conditioning Network Service System

The intelligent Touch Manager connects seamlessly to Daikin's 24-hour Air Conditioning Network Service System.



Daikin Offers a Variety of Control Systems

Convenient controllers that offer more freedom to administrators



DCS601C51

Intelligent Controller

Ease of use and expanded control functions

The user-friendly controller features colours, multilingual function, and icons in the display for ease of understanding. A wide variety of control methods can be accommodated, permitting administrators to monitor and operate the system even when they are away from the controller.

Connect VRV system to your BMS via BACnet® or LONWORKS®

Compatible with BACnet® and LONWORKS®, the two leading open network communication protocols, Daikin offers interfaces that provide a seamless connection between VRV system and your BMS.



DMS502B51
(Interface for use in BACnet®)

BACnet®
Seamless connection between VRV system and BACnet® open network protocol.



DMS504B51
(Interface for use in LONWORKS®)

LONWORKS®
Facilitating the network integration of VRV system and LONWORKS®

Notes: 1. BACnet® is a registered trademark of American Society of Heating, Refrigerating and Air-Conditioning Engineers (ASHRAE).
2. LONWORKS® is a trademark of Echelon Corporation registered in the United States and other countries.


Dedicated interfaces make Daikin air conditioners freely compatible with open networks

Outdoor unit

VRV S High Seasonal Efficiency **SERIES**

Specifications

Cooling Only

								
MODEL			RSUQ4AVM4	RSUQ5AVM4	RSUQ6AVM4	RSUQ7AYM4	RSUQ8AYM4	RSUQ9AYM4
Power supply			1-phase, 220-240 V/220-230 V, 50/60 Hz			3-phase, 380-415 V/380 V, 50/60 Hz		
Cooling capacity	Btu/h		38,200	47,800	54,600	68,200	76,400	85,300
	kW		11.2	14.0	16.0	20.0	22.4	24.0
Power consumption	kW		2.49	3.44	4.10	5.46	6.61	7.21
Capacity control	%		23 to 100	16 to 100		9 to 100	9 to 100	
Casing colour			Ivory white (5Y7.5/1)					
Compressor	Type		Hermetically sealed swing type					
	Motor output	kW	2.0	3.1	3.5	1.9	3.2	3.8
Airflow rate	m ³ /min		87	84	87	TBA		
Dimensions (H×W×D)	mm		870×1,100×460					
Machine weight	kg		95	98		99		
Sound level	dB(A)		51		52	58	59	60
Operation range	°CDB		-5 to 52					
Refrigerant	Type		R-410A					
	Charge	kg	4.0	4.2		5.8		
Piping connections	Liquid	mm	φ 9.5 (Flare)					
	Gas	mm	φ 15.9 (Flare)		φ 19.1 (Flare)			φ 22.2 (Flare)

Note: 1. Specifications are based on the following conditions;

- Cooling: Indoor temp.: 27°CDB, 19°CWB, Outdoor temp.: 35°CDB, Equivalent piping length: 7.5 m, Level difference: 0 m.
- Sound level: Anechoic chamber conversion value, measured at a point 1 m in front of the unit at a height of 1.5 m.
During actual operation, these values are normally somewhat higher as a result of ambient conditions and oil recovery mode.
When there is concern for noise the surrounding area such as residences, we recommend investigating the installation location and taking soundproofing measures.
- Refrigerant charge is required.

2. *Preliminary specifications. Subject to change without notice.

Outdoor unit combinations


MODEL			RSUQ4AVM4	RSUQ5AVM4	RSUQ6AVM4	RSUQ7AYM4	RSUQ8AYM4	RSUQ9AYM4
kW			11.2	14.0	16.0	20.0	22.4	24.0
HP			4	5	6	7	8	9
Capacity index			100	125	150	175	200	215
Total capacity index of connectable indoor units	Combination (%)	50%	50	62.5	75	87.5	100	107.5
		100%	100	125	150	175	200	215
		130%	130	162.5	195	227.5	260	280
Maximum number of connectable indoor units			6	8	9	11	13	14

Note: Total capacity index of connectable indoor units must be 50%–130% of the capacity index of the outdoor unit.

Outdoor Units

VRV IV S SERIES

990 mm



MODEL		RXMQ4AVE4	RXMQ5BVM4	RXMQ6BVM4
Power supply		1-phase, 220 V, 50 Hz		1-phase, 220-240 V/220-230 V, 50/60 Hz
Cooling capacity	Btu/h	38,200	47,800	54,600
	kW	11.2	14.0	16.0
Power consumption	kW	2.88	3.83	4.51
Capacity control	%	24 to 100	15 to 100	
Casing colour		Ivory white (5Y7.5/1)		
Compressor	Type	Hermetically sealed swing type		
	Motor output	kW	1.92	3.2
Airflow rate	m ³ /min	76	81	80
Dimensions (H×W×D)	mm	990×940×320		
Machine weight	kg	71	76	78
Sound level	dB(A)	52	53	55
Operation range	°CDB	-5 to 46		
Refrigerant	Type	R-410A		
	Charge	kg	2.9	3.4
Piping connections	Liquid	mm	φ 9.5 (Flare)	
	Gas		φ 15.9 (Flare)	φ 19.1 (Brazing)

Spesifikasi berdasarkan ketentuan berikut;

-Cooling: Suhu Indoor: 27°CDB, 19°CWB, Suhu Outdoor: 35°CDB, Panjang pipa equivalent: 7,5 m, Perbedaan ketinggian: 0 m.

- Tingkat kebisingan: Nilai konversi ruang anekoik diukur pada titik 1 m di depan unit dengan ketinggian 1.5 m.

Saat pengoperasian yang sebenarnya, nilai ini biasanya lebih tinggi sebagai dampak dari kondisi sekitar dan mode oil recovery.

Bila ada kekhawatiran akan kebisingan di daerah sekitar seperti tempat tinggal, direkomendasikan untuk mengecek lokasi pemasangan dan mengambil tindakan peredaman suara.

- Refrigerant charge diperlukan.

Possibility of long refrigerant piping design

Long piping length offers flexibility in the choice of installation positions, and simplifies system planning.

When only VRV indoor units are connected

The actual length of the pipe

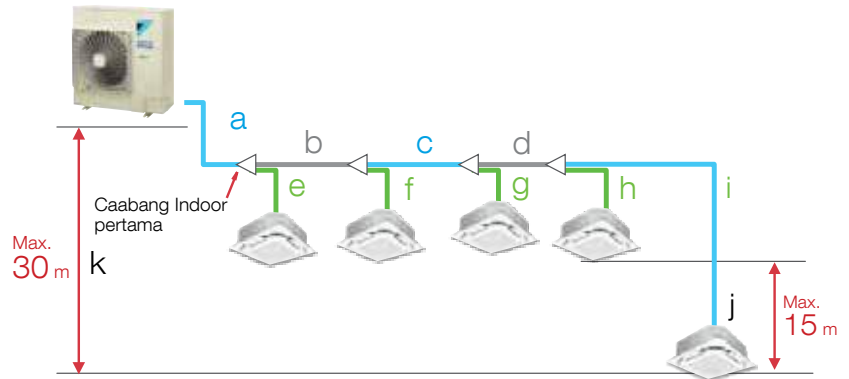
Max. 70 m

Equivalent pipe length

Max. 90 m

Total pipe length

Max. 300 m



			4 HP	5,6 HP
Max. allowable piping length	Refrigerant piping length (Equivalent)	$a+b+c+d+i$	50 m (65 m)	70 m (90 m)
	Total pipe length	$a+b+c+d+e+f+g+h+i$	250 m	300 m
	Between the first indoor branch and the farthest indoor unit	$b+c+d+i$	40 m	40 m
Max. allowable level difference	Between the indoor units	j	10 m	15 m
	Between the outdoor unit and the indoor unit	If the outdoor unit is above	k	30 m
	If the outdoor unit is below	k	30 m	30 m

SUPER MULTI NX

Bring
**Five Star Hotel
Experience**
Into Your **Home**

R32
5in1
Sistem Multi-Split

SUPER MULTI NX

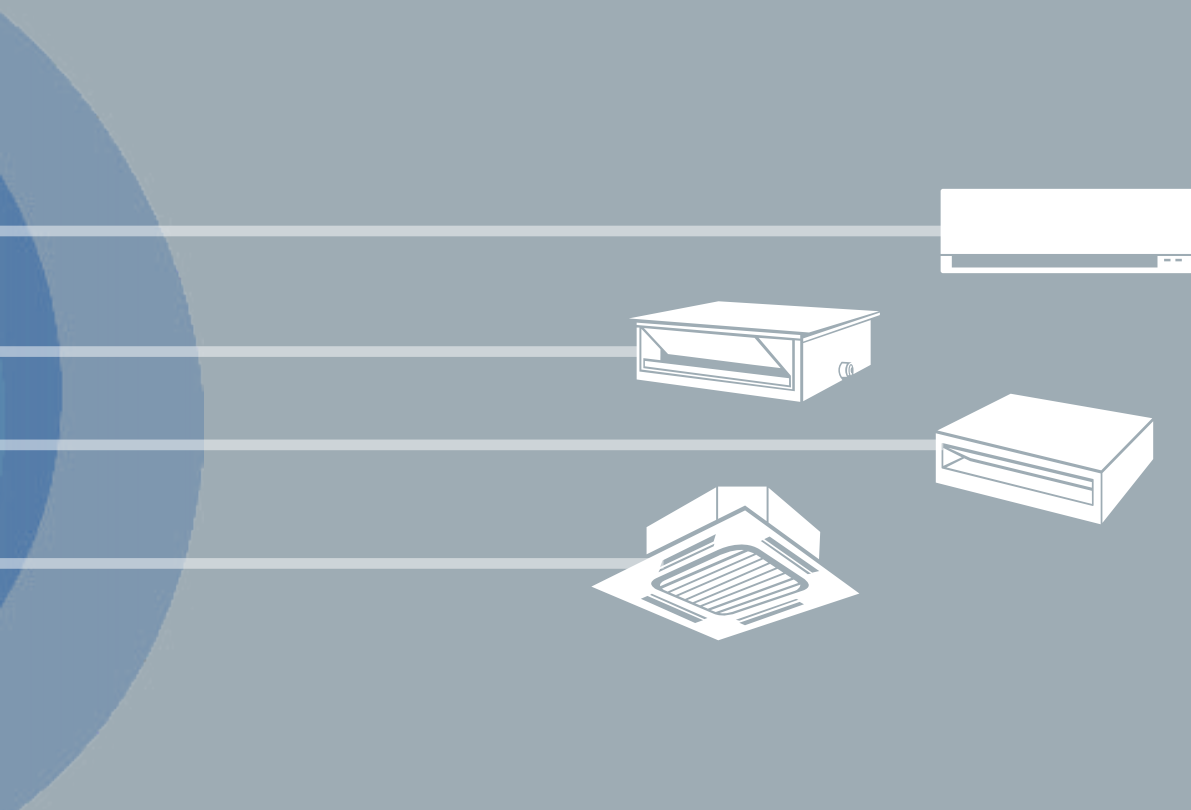
HEMAT TEMPAT BERTENAGA



Pioneer Of Multi-Split

In 1973, Daikin developed the first multi-split air conditioning system in Japan. With over 45 years since this milestone, we have built an international reputation based on quality, reliability, and advanced technology – all of which are incorporated into our products.

Daikin's multi-split air conditioners require only a single outdoor unit to maintain the optimum comfort in up to five rooms. The countless benefits offered by a multi-split system are further enhanced by Daikin's DC inverter control and the next-generation R-32 refrigerant.



Indoor Units

LOW STATIC PRESSURE DUCT



Slim Duct
2.5 kW (1HP)
3.5 kW (1.5 HP)

Cooling only
CDXP25RVM4
CDXP35RVM4



Standard Duct
2.5 kW (1HP)
3.5 kW (1.5 HP)
5.0 kW (2HP)
6.0 kW (2.5 HP)
7.1 kW (3 HP)

Cooling only
CDXM25RVM4
CDXM35RVM4
CDXM50RVM4
CDXM60RVM4
CDXM71RVM4

MIDDLE STATIC PRESSURE DUCT



MSP Duct
5.0 kW (2 HP)
6.0 kW (2.5 HP)
7.1 kW (3 HP)

Cooling only
FMA50RVM4
FMA60RVM4
FMA71RVM4

CASSETTE



2x2 cassette
2.5 kW (1 HP)
3.5 kW (1.5 HP)
5.0 kW (2 HP)
6.0 kW (2.5 HP)

Cooling only
FFA25RV14
FFA35RV14
FFA50RV14
FFA60RV14

WALL MOUNTED TYPE



CTKM

2.5 kW (1 HP)
3.5 kW (1.5 HP)
5.0 kW (2 HP)
6.0 kW (2.5 HP)

Cooling only

CTKM25RVM4
CTKM35RVM4
CTKM50RVM4
CTKM60RVM4

Outdoor Units



Cooling only 4MKM68RVM4

CONNECTABLE 4 ROOMS

2.7 HP
(0.5 - 3.5 HP)

6.8 kW (1.6 - 9.4 kW)

Cooling only 4MKM80RVM4

CONNECTABLE 4 ROOMS

3.2 HP
(0.5 - 3.8 HP)

8 kW (1.6 - 10.2 kW)



Cooling only 5MKM100RVM4

CONNECTABLE 5 ROOMS

4 HP
(0.75 - 4.9 HP)

10 kW (2 - 13 kW)

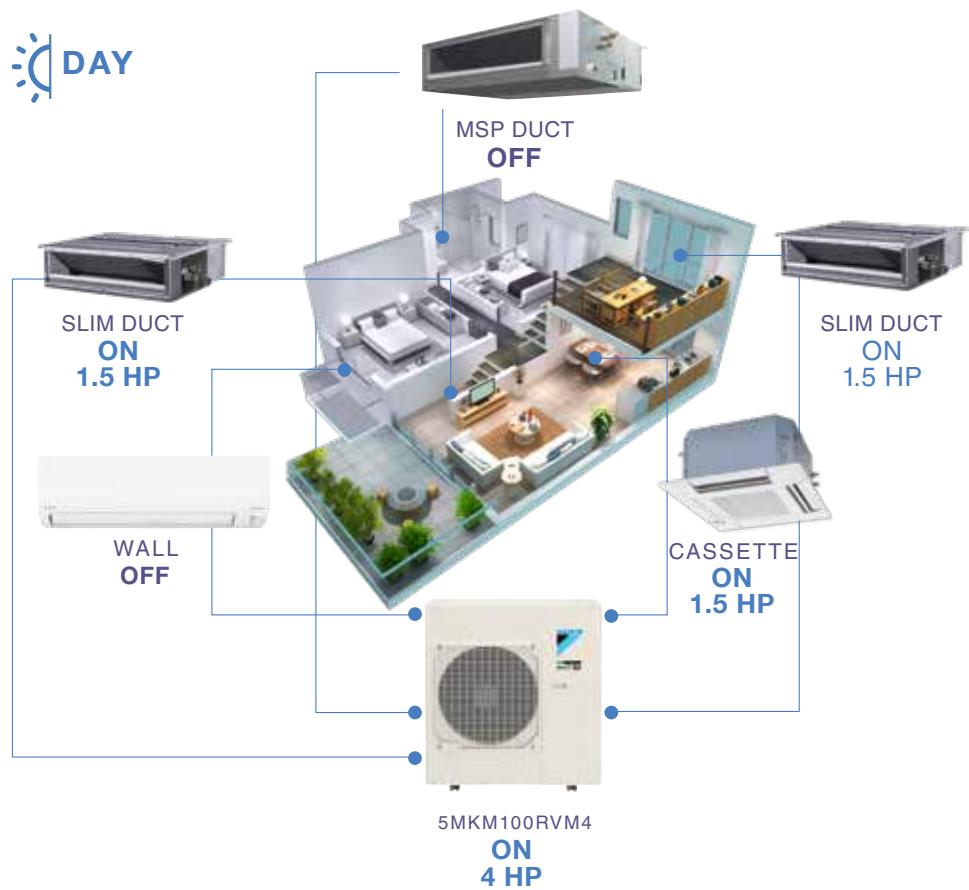
More Space, Better Lifestyle

- ✓ Multiple kinds of indoor unit
- ✓ Pleasant interior
- ✓ More usable space

With only one single outdoor unit, you can effectively control the temperature in your entire house, while having more usable space for your outdoor area, such as a balcony or terrace.

Enhance your interior fitting with Daikin's state-of-the-art technology, more choices are available to refine your interior for a more elegant demeanor.





During the day, we generally spend our time in the living room or working room. However, during the night, we hardly spend time in those areas. Hence, this Multi-Split system is undoubtedly perfect for individuals with this mode of lifestyle.

Always save energy: maximum capacity of 5MKM100RVMV is 13.0 kW, during the day, it's use only 10.5 kW so it is always save energy.



Innovative Technologies For a Better Life

The Ozone Layer

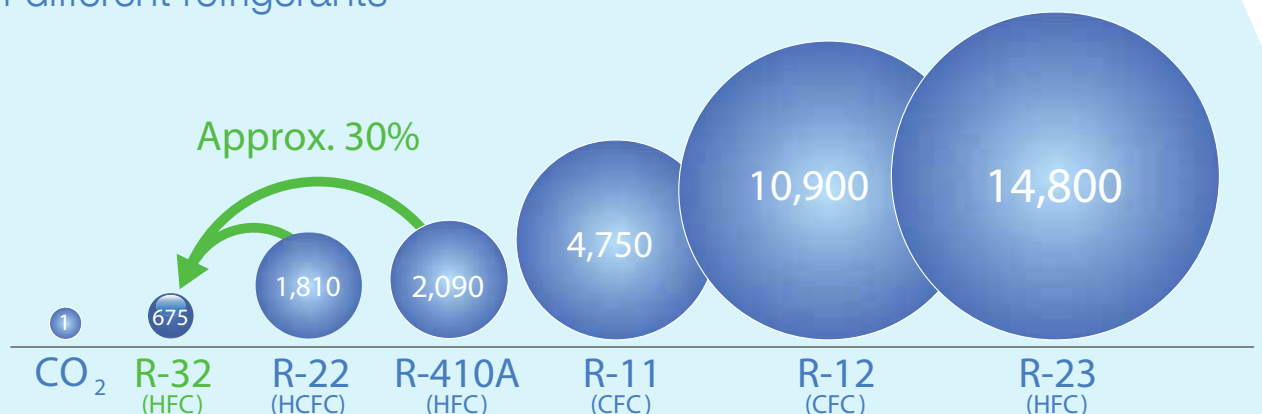
is our nature shield against all harmful sun rays i.e. UV radiation in the stratosphere. Indeed, human has been the cause of ozone layer depletion for over decades.

Next generation R32 refrigerant

- Zero ozone layer depletion
- Less impact on global warming
- Increased energy efficiency




100 Years global warming potential of different refrigerants



HFC = hydrofluorocarbons CFC = chlorofluorocarbons HCFC = hydrochlorofluorocarbons

* For residential-use wall-mounted type air conditioners as of November 2012, when Daikin launched Urusara 7 in the Japanese market.



Super Multi Nx Technologies

1. Smooth Airflow

Saw edge fan blade - Experience the true tranquility from the advanced blade design. The additional saw-tooth edge at the rear of the blade smoothens airflow over the blade's surface and reduces turbulence, resulting in a peaceful environment for your living space.

2. Quiet and Comfortable

Swing compressor - Noise disturbance is no longer your concern. Daikin has developed powerful swing compressors with a high-pressure dome and lubricant oil, enabling the engine to run smoothly, quietly, and efficiently.

3. Energy Saving

Reluctance DC motor - With the latest technology, all super multi NX compressors are equipped with reluctance DC motors that incorporate the use of magnetic torques or neodymium magnets with reluctance torques, resulting in a maximum energy efficiency.

4. Better Performance

Inverter technology - The inverter PCB operates in a similar way to the accelerator of a car, which can gently increase or decrease power. It ensures that your desired temperature can be reached faster and can be maintained constantly without any fluctuations.

5. Enhance Efficiency

Expansion valve – Daikin's smart refrigerant control technology presents a newly designed EV valve that is more powerful yet cost-saving. It enhances the inverter's performance and controls the refrigerant usage more effectively by up to 80%.

Why Daikin inverter?

Super Multi NX: Smart, comfortable, Best Choice for Your Lifestyle

Daikin Inverter Technology is one of the most energy-efficient solutions to heat and cool your home. It gently adjusts the power to reach your desired temperature faster, while maintains the temperature without any fluctuations.

It is considerably more effective than a non-inverter system. It can save more power consumption, while stabilizes the room temperature at a comfortable level throughout the day and night.



INVERTER Operation

- Less energy consumption
- Quieter
- Stable temperature

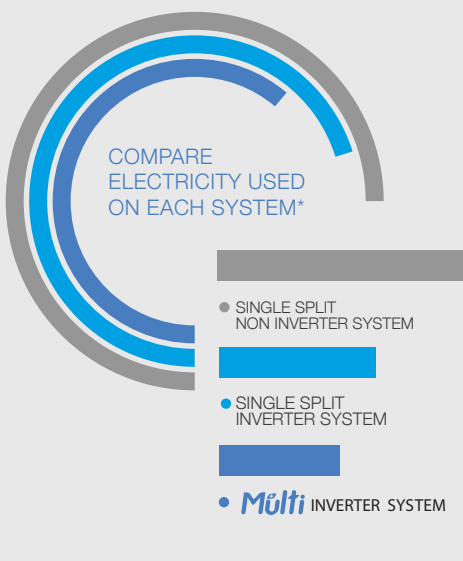


NON-INVERTER Operation

- More energy consumption
- Noisier
- Unstable temperature

Strong Cooling & Superior Performance of Daikin Inverter Compressor*

With its advanced inverter technology, Daikin's Multi R32 air conditioners have a cooling capacity higher than the rated capacity by up to 144%. Likewise, its cooling capacity is also higher than that of the split air conditioners when compared side-by-side, due to the larger condensing unit.

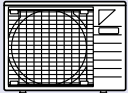


20 min



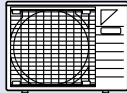
Maximum capacity for one room operation

RA PAIR
3.40 kW



25 class

RA MULTI
3.93 kW



80 class

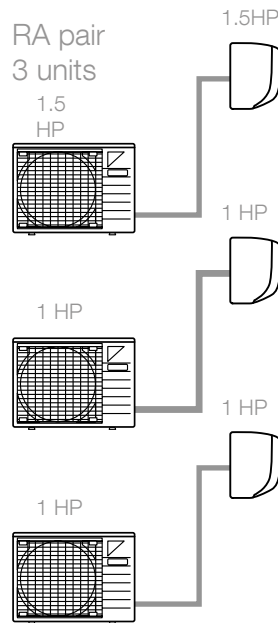
SUPER POWERFUL

Be worry-free when you suddenly have a guest or need an immediate cool air. This 'Super powerful mode' boosts up the capacity of your air conditioners for 20 minutes, ensuring that everyone will have a positive impression of your open-house party!

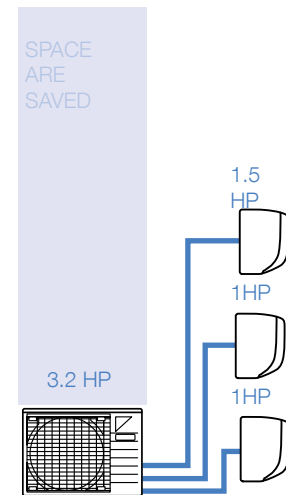
With the advantage of the multi system that has a condensing unit with higher cooling capacity than single split system, its total capacity can be concentrated on one room, enabling the 'Super Powerful' function to provide an efficient and fast cooling.

Same appearance, different performance!

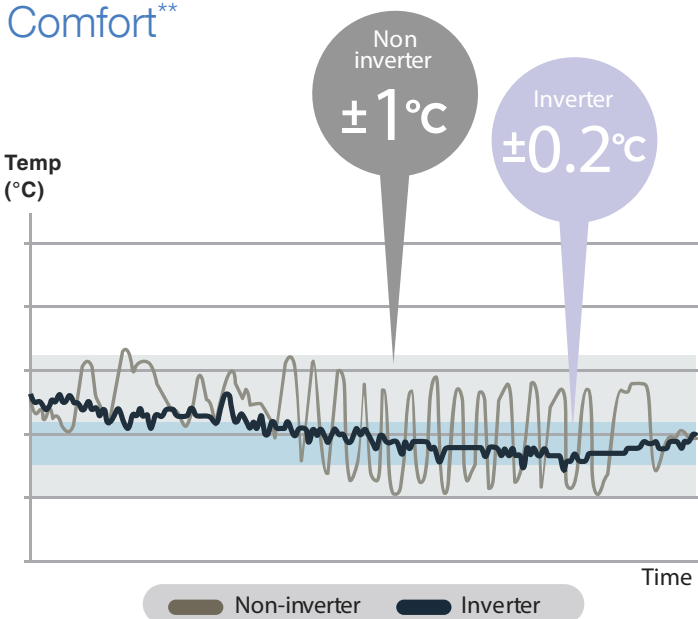
Effectively control the temperature in your entire house with only one single outdoor unit.



Ra Multi



Better Comfort**



**The graph above illustrates a set of controlled temperatures measured in a field test.



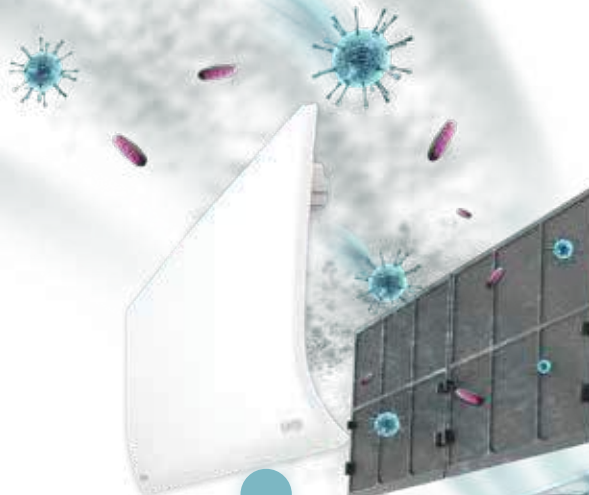
Super Clean Filter

Air conditioners that care for your health

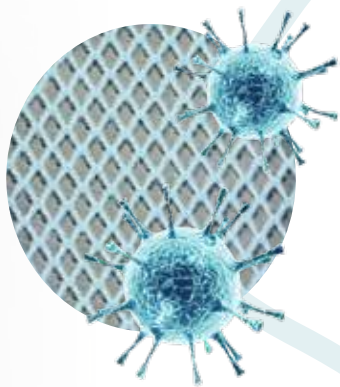
While the filter's micron-level fibers trap dust, the titanium apatite effectively absorbs odours and allergens and acts as a deodoriser. This filter delivers a consistent performance for approximately three years if it is washed with water every six months.



*This filter is not a medical device & applicable to selected model only.

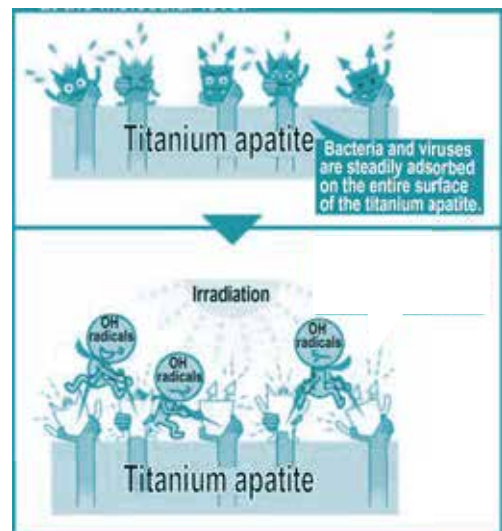


1. Air Filter
Air filter catches dust.



2. Super Clean Filter*
1. The filter's micron level fibers trap dust.
2. Titanium apatite effectively absorbs odours and allergens.

How
Super clean filter
Absorbs Odours & Allergens?



Guaranteed that
Odours & Allergens
Will be
Adsorbed

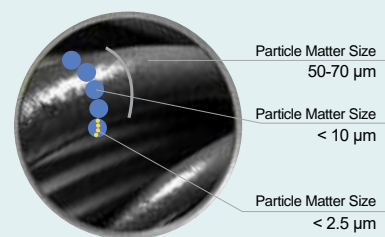
New!

Dust Collection Filter (Pm2.5)**

The filter collects particles as small as 2.5 microns passing through the filter. The effectiveness of this filter depends on room conditions and the use of an air conditioner.



BAFP046A41



* * Available with CTKM indoor unit only (As Optional).
This filter is not a medical device and doesn't have certification.
This filter cannot be cleaned and recommended to be replaced every 6 months.



Low Static Pressure Duct

Cooling only

SLIM DUCT

Dimensions (HxWxD)
2.5 kW(1HP) | 3.5 kW(1.5HP)
200 x 700 x 620 mm

STANDARD DUCT

Dimensions (HxWxD)
2.5 kW(1HP) | 3.5 kW(1.5HP)
5.0 kW(2HP)
200 x 900 x 620 mm

6.0 kW(2.5HP) | 7.1 kW(3HP)
200 x 1,100 x 620 mm

Wireless remote function



Optional

Engineered to deliver a compact and efficient design with a wide capacity range, these units are best suited to heating and cooling larger homes or even the tight roof space of any modern home.

CDXP


SLIM DUCT

1 HP
to
1.5 HP



STANDARD DUCT

1 HP
to
3 HP



CDXM



BRC086A12



Optional
BRC073A4

- Beautiful interior
- Super powerful operation*
- 0.5 °C temperature control*
- Back light remote controller
- Fan speed can be set to correspond to your comfort level

*Available with wireless remote control



New!

Middle Static Pressure Duct

Cooling only

Dimensions (HxWxD)
 5.0 kW(2 HP) | 6.0 kW(2.5HP) | 7.1 kW(3 HP)
 245x1000x800 mm

Wireless remote function



Optional

Silver ion anti-bacterial drain pan
 A built-in antibacterial treatment that incorporates the use of silver ion in the drain pan to prevent the growth of bacteria and molds that may cause unfavorable odors and clogging.
 (Recommended to be changed once every two to three years.)



A new MSP duct has been designed to meet the construction challenges of modern or medium-density apartments, adding more smart functions for better comfort and convenience.

FMA



BRC086A22



Optional
BRC1E63

2 HP
to
3 HP

- Beautiful interior
- More flexible installation
- 72 hours on - off timer*
- Silver Ion anti bacterial drain pan
- Backlight remote controller
- Highly durable & easy to maintenance with drain pump mechanism.

*Available with wireless remote control



2x2 Cassette

Cooling only

Dimensions (HxWxD)

2.5 kW(1HP) | 3.5 kW(1.5HP) | 5.0 kW(2HP)
| 6.0 kW(2.5HP)

260(286^{*1}) x 575 x 575 mm

Wireless remote function



Optional

You can freely set swing pattern to correspond to your comfort level

1) Comfort mode (stand-ard)



2) Draft away function



3) Ceiling care mode



*Include control box

The four-way airflow distribute air evenly in four directions with low noise and customizable comfort. With their discreet design, the central location of a cassette is barely noticeable in sitting flat with the ceiling.



BRC086A22



Optional
BRC1E63

FFA

- Swing pattern can be set to correspond to your comfort level
- 72 hours on-off timer*
- Highly durable & easy to maintenance with drain pump mechanism.

* Available with wireless remote control

1_{HP}
to
2.5_{HP}



Wall Mounted

Cooling only

Dimensions (HxWxD)

2.5 kW(1HP) | 3.5 kW(1.5HP)

285 x 770 x 223 mm

5.0 kW(2HP) | 6.0 kW(2.5HP)

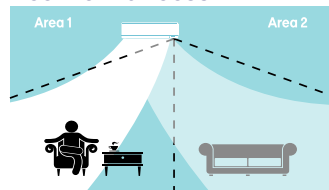
295 x 990 x 263 mm

Wireless remote function



Optional

INTELLIGENT EYE: ▼ COMFORT & FOCUS



This function uses its infrared sensor to direct airflow either toward or away from people.

Delivered in understated confidence, featuring whisper quiet operation, energy efficiency and premium comfort levels without compromising on style.

CTKM



Type remote Wireless :
 * 1 HP & 1.5 HP : ARC466A41
 * 5 HP & 6 HP : ARC466A43

Optional
 BRC073A4

1 HP
 to
 2.5 HP

- 0.5 °C temperature control*
- 2 area intelligent eye*
 (Auto energy saving / Focus & comfort)**
- Comfort mode*
- Super clean filter
- Super powerful operation*
- Weekly timer*
- Back light remote controller

* Available with wireless remote control
 **Auto energy saving available from 2.5 kW to 7.1 kW
 Focus & comfort available with 2.5 kW and 3.5 kW



D-Mobile Interface (Option)

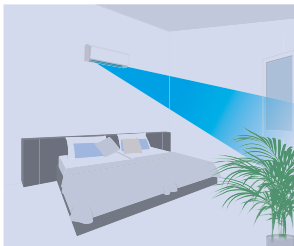



Daikin's D-mobile smartphone interface allows you to control the multi split system from anywhere at any time.

Need optional adapter BRP072A42 and KR-P067A41(for 25/35) or KRP980B2 (for 50/60/71)

Only available in CTKM

Super Convenience

Bedroom : Monday to Friday

	<p>Program 1: 11.30 p.m.</p> <p>ON 23°C</p>		<p>Program 2: 03.00 a.m.</p> <p>FF -</p>
	<p>Program 3: 06.30 a.m.</p> <p>ON 23°C</p>		<p>Program 4: 08.00 a.m.</p> <p>FF -</p>



Weekly timers

Daikin can be integrated automatically as a part of your daily routine with our weekly timer that enables you to schedule settings for day, time and temperature up to 4 settings. No matter you want it off before you leave to work, the temperature warmer during the night, or cooler during the day.



24/72 hours on/off timer



Ex. Off timer at 1:00 a.m. and On timer at 6:00 a.m.

* 6 timer settings a day if via "Daikin Mobile Controller".

INTELLIGENT EYE



Auto energy saving

Features an infrared sensor that automatically controls air conditioning operation according to human movement for better comfort and higher energy saving. Daikin's Intelligent Eye, which is a sensor that intelligently switches the unit to an energy-saving mode (+ - 2°C) when the room is unoccupied for 20 minutes.



	CTKM 25 35	CTKM 50 60 71
Intelligent eye (Auto energy saving)	●	●
NEW! Intelligent eye (Comfort & Focus)	●	



HOW 3D AIRFLOW WORKS?

The flaps and louvers swing in turn, expanding the comfort zone



Louvers swing from right to left



Flap swing down



Louvers swing from left to right



Flap swing up



Super Comfort



3-D airflow

Daikin's 3D Airflow function combines both vertical and horizontal auto-swings to distribute air and spread comforts evenly across the room.

Feature checklist

Function



Wireless remote

Low static pressure duct

Wired remote (Optional)



Wireless remote

Middle static pressure duct

Wired remote (Optional)



Wireless remote

2x2 Cassette

Wired remote (Optional)



Wireless remote

Wall

Wired remote (Optional)

COMFORTABLE AIRFLOW

COMFORT CONTROL

New

POWER 25/35 POWER DUAL 50/60/71 WIDE ANGLE

New

POWER 25/35 POWER DUAL 50/60/71 WIDE ANGLE

New



New

New



Outdoor Unit



4MKM68RVM4

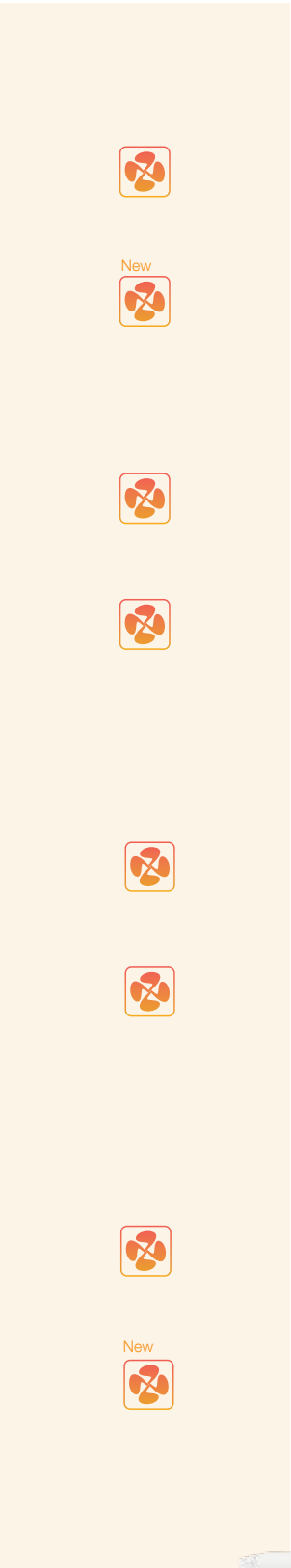
4MKM80RVM4



Night quiet mode



Priority room setting




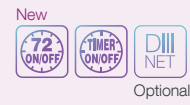
LIFESTYLE
CONVENIENT



HEALTH &
CLEAN



REMOTE CONTROLLER /
TIMERS



RELIABILITY
& DURABILITY



5MKM100RVM4



Night quiet mode



Priority room setting

Functions Explanation

Comfortable airflow



Power-Airflow Flap

The Power-Airflow Flap regulates the outlet aperture to an optimum shape.



Power-Airflow Dual Flaps

The power-airflow dual flaps can flatten out during the cooling operation to deliver cool air to the corners of a room. The flaps can direct warm air straight down to the floor during the heating operation.



Wide-Angle Louvers

The Wide-Angle Louvers provide wide airflow coverage for effective operation, no matter where the indoor unit is placed in the room.



Auto-Swing (up and down)

This function automatically moves the flaps up and down to distribute air across the room.



3-D Airflow*

This function combines Vertical and Horizontal Auto-Swing to circulate a cloud of cool or warm air right to the corners of even a large room. The flaps and louvers swing in turns.



Comfort Airflow Mode

Prevents uncomfortable drafts from blowing directly onto the body. To prevent drafts, the flap moves upward during cooling operation.



Swing pattern selection

Various pattern of airflow can be customize for your highly comfort.



Auto-Swing (left and right)*

Horizontal Auto-Swing automatically moves the louvers to the left and right to fill the room with cool or warm air.

Lifestyle Convenience



Super Powerful Operation

This function boosts cooling or heating performance for 20 minutes when wanting to quickly change the room temperature.



Econo Mode

This mode limits the maximum running current and power consumption to prevent circuit breakers from being overloaded.



Indoor Unit On/Off Switch

the unit can be started manually for convenience.



Back light remote control



Priority room setting

Assigns priority control and functional capacity to the unit in your specified room of choice. The unit in the priority room is thus able to operate at a higher capacity than other units in super powerful operation. (Selection and activation of the priority room setting is required to be set during installation)

Comfort Control



Set fan speed

Fan speed can be set to correspond to your preferred comfort level.



Indoor Unit Quiet Operation

Indoor unit's operating sound pressure levels are decreased from the low-setting fan speed using the wireless remote control.



Intelligent eye (Auto energy saving)

Each wall-mounted indoor model is fitted with Daikin's Intelligent Eye, which is a sensor that intelligently switches the unit to an energy-saving mode (+/- 2°C) when the room is unoccupied for 20 minutes.



Intelligent eye (Comfort)

This function uses its infrared sensor to direct airflow either away from people.



Intelligent eye (Focus & Comfort)

This function uses its infrared sensor to direct airflow either toward or away from people.



0.5 °C adjustable temperature

Temperature can be increased or decreased by +/- 0.5 °C to customize to your level of comfort.



Auto fan speed

The microprocessor automatically controls fan speed to adjust room temperature to the set temperature.



Outdoor Unit Quiet Operation

Outdoor unit's operating sound pressure levels are decreased from the rated operation sound using the wireless remote control.



Fan only

the microprocessor automatically controls fan speed to adjust room temperature to the set temperature.



Night Quiet mode (Cooling)

Outdoor unit operating sound pressure levels are automatically decreased from the rated operation sound when the outdoor temperature has dropped by 5°C from the maximum temperature recorded during the daytime. (Initial setting is required during installation.)

Health & Hygienic



Titanium apatite deodorizing filter

This filter decomposes odours and even removes bacteria and viruses, which can be achieved simply by exposing the filter to sunlight once every 6 months.



Air filter (pre filter)

This filter removes impurities such as dust, pollen, and cigarette fume as well as bacteria and viruses from the air.



Wipe-Clean Flat Panel

The flat panel is designed for easy cleaning with only one single pass of cloth across its smooth surface. The flat panel can also be easily removed for a more thorough cleaning.



Removable drain pan

The drain pan collects condensation from the indoor heat exchanger fins. Removable drain pans help to reduce the cleaning time and ensure a perfect finish.



Washable grille

The front grille can be easily removed for washing.



Silver ION anti bacterial

A built-in anti bacterial treatment that uses silver ion in the drain pan prevents the growth of slime, bacteria and mould that cause odors and clogging.

Remote Controller / Timers



Weekly Timer

Schedules air conditioning settings for each day or time of the day, and customizes your desired temperature to match your lifestyles. (4 times per day with wireless remote 5 times per day with wired remote)



On/Off timer automatically

Switches the air conditioner on/off at night or in the morning.



24-Hour On/Off Timer

Sets the on/off timer 24 hours in advance to start/stop the operation.



72-Hour On/Off Timer

Sets the on/off timer 72 hours in advance to start/stop the operation.



Off timer

Sets the air conditioner to turn off automatically.



Night Set Mode

Adjusts the temperature to prevent excessive cooling or heating for a pleasant sleep.



Daikin mobile controller (optional)



DIII Net (optional)

Connection to the centralized control system is available without the need for optional adaptors.

Worry Free



Auto-Restart

Automatically operates the air conditioner according to the recent setting after power failure is restored.



Self-Diagnosis

Multi-function codes are displayed on the wireless remote control for fast and easy maintenance.



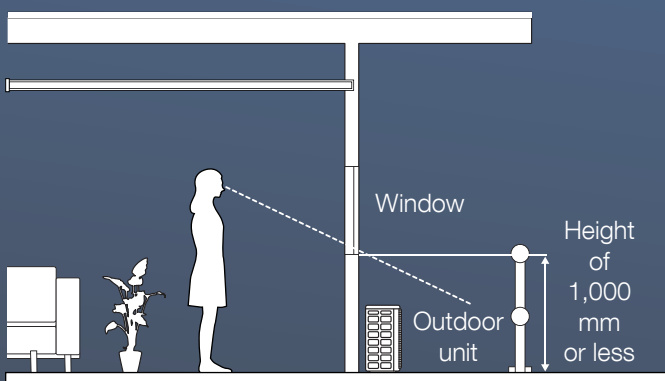
Drain pump included

Steeper gradient realises more efficient condensate drainage. High-lift is especially useful for long lengths of drain piping.



Long Pipe Length & Compact Outdoor Unit

		6.8 kW	8.0 kW	10.0 kW
Max piping length (m)	total	60	70	80
	for one room	30	30	30
Max level difference (m)	between IDU and ODU	15		
	between IDU	7.5		



Lowline Outdoor Units

For the interior splendor, Daikin has specifically designed all outdoor units to be less than 1,000 mm in height. Its powerful 10.0 kW outdoor unit is only 990 mm in height and can be connected to five indoor units.

More Durability

Less short circulation

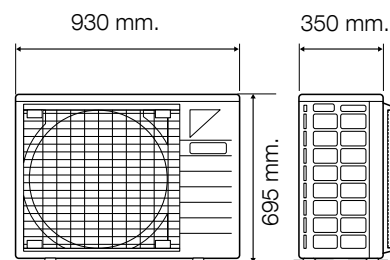
With only one outdoor unit, there will be less air short circulation and the compressor will not become overloaded, which consequently increases the product lifetime.



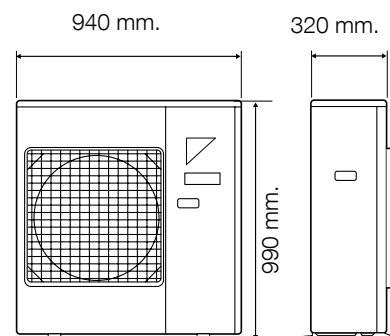


Outdoor unit

Capacity class (kW)
6.8 and 8.0




Capacity class (kW)
10.0




Easy Installation

The 6.8 to 8.0 class outdoor units are only 695 mm in height. This low body allows them to be passed through windows easily.







Product Specification: Duct Connected Type

Cooling Capacity			1 PK	1.5 PK	
Model name		Cooling only	CDXP25RVM4	CDXP35RVM4	
Power supply			1 ϕ 50Hz 220-240V / 60Hz 220-230V		
<p>Low Static Pressure Duct (W=700 mm)</p> 	Indoor unit	External static pressure	Pa	30	
		Dimensions HxWxD (Package dimensions)		mm	200x700x620 (274x906x751)
		Weight (Gross)		kg	21 (26)
		Airflow rate : H	Cooling	m ³ /min.	8.7
		Operation sound H/M/L/SL	Cooling	dBA	35/33/31/29
		Sound power : H	Cooling	dBA	49
Piping connection		Liquid / Gas	mm	ϕ 6.4 / ϕ 9.5	




Cooling Capacity				1 PK	1.5 PK	2 PK		
Model name		Cooling only		CDXM25RVM4	CDXM35RVM4	CDXM50RVM4		
Power supply				1 Φ 50Hz 220-240V / 60Hz 220-230V				
<p>Low Static Pressure Duct (W=900 mm)</p> 	Indoor unit	External static pressure		Pa	40			
		Dimensions HxWxD (Package dimensions)		mm	200x900x620 (266x1106x751)			
		Weight (Gross)		kg	25 (29)		27 (31)	
		Airflow rate : H	Cooling	m ³ /min.	9.5	10.0	12.0	
		Operation sound H/M/L/SL		Cooling	dB(A)	35/33/31/29		37/35/33/31
		Sound power : H		Cooling	dB(A)	49		51
Piping connection		Liquid / Gas	mm	ϕ 6.4 / ϕ 9.5		ϕ 6.4 / ϕ 12.7		

Cooling Capacity				2.5 PK	3 PK		
Model name		Cooling & Heating		CDXM60RVM4	CDXM71RVM4		
		Cooling only					
Power supply				1 Φ 50Hz 220-240V / 60Hz 220-230V			
<p>Low Static Pressure Duct (W=1100 mm)</p> 	Indoor unit	External static pressure		Pa	40		
		Dimensions HxWxD (Package dimensions)		mm	200x1100x620 (266x1306x751)		
		Weight (Gross)		kg	30 (35)		
		Airflow rate : H	Cooling	m ³ /min	16.0		
		Operation sound H/M/L/SL		Cooling	dB(A)	38/36/34/32	
		Sound power : H		Cooling	dB(A)	52	
Piping connection		Liquid / Gas	mm	ϕ 6.4 / ϕ 12.7	ϕ 6.4 / ϕ 15.9		



Product Specification: Duct Connected Type

cooling capacity			2 PK	2.5 PK	3 PK	
Model name	Cooling only		FMA50RVM4	FMA60RVM4	FMA71RVM4	
Power supply			1φ50Hz 220-240V / 60Hz 220-230V			
<p>Middle Static Pressure Duct (W=1000 mm)</p> 	Indoor unit	External static pressure	Pa	50 (50 - 150) : Changeable in 11 stages by remote controller		
		Dimensions HxWxD (Package dimensions)		mm	245x1000x800 (886x1199x293)	
		Weight (Gross)		kg	37 (40)	
		Airflow rate : H	Cooling	m³/min.	18.0	23.0
		Operation sound H/M/L	Cooling	dBA	35/33/31	38/35/33
		Sound power : H	Cooling	dBA	49	52
Piping connection		Liquid / Gas	mm	ø 6.4 / ø 12.7	ø 6.4 / ø 15.9	



Product Specification: Ceiling Mounted Cassette Type

Cooling capacity			1 PK	1.5 PK	2 PK	2.5 PK		
Model name	Cooling only		FFA25RV14	FFA35RV14	FFA50RV14	FFA60RV14		
Power supply			1 ϕ 50Hz 220-240V					
2x2 Cassette	Indoor unit	Dimensions HxWxD (Package dimensions)	mm	260 (286※4)x575x575 (370x687x674)				
		Weight (Gross)	kg	17.5 (20)				
		Airflow rate : H	Cooling	m ³ /min.	9.0	10.0	12.0	15.0
		Operation sound H/L	Cooling	dBA	33/27	36/29	38/30	42/34
		Sound power : H	Cooling	dBA	46	49	51	55
Piping connection	Liquid / Gas		ϕ 6.4 / ϕ 9.5		ϕ 6.4 / ϕ 12.7			

Decoration Panel - Standard Panel (Grilled)

Model name		BYFQ60B3W1
Color		WHITE
Dimensions HxWxD (Package dimensions)	mm	55x700x700 (85x750x745)
Weight (Gross)	kg	2.7 (4.5)

※4 Include control box



Product Specification: Wall Mounted Type

		Cooling capacity		1 PK	1.5 PK	2 PK		
Model name		Cooling only		CTKM25RVM4	CTKM35RVM4	CTKM50RVM4		
Power supply		1 φ50Hz 220-240V / 60Hz 220-230V						
CTKM	Indoor unit	Panel color		White				
		Dimensions HxWxD (Package dimensions)		mm	285x770x223 (320x830x360)	295x990x263 (386x1102x389)		
		Weight (Gross)	Cooling	kg	8 (10)		13 (16)	
		Airflow rate: H	Cooling	m ³ /min.	CTXM	10.4	11.3	16.9
					CTKM	10.7	11.7	16.9
		Operation sound H/ML/SL		Cooling	dBA	40/32/25/19	42/34/26/19	45/40/35/28
Sound power: H		Cooling	dBA	54	56	59		
Piping connection		Liquid / Gas	mm	ø 6.4 /ø 9.5		ø 6.4 /ø 12.7		



Cooling capacity				2.5 PK	
Model name		Cooling only		CTKM60RVM4	
Power supply				1 ϕ 50Hz 220-240V / 60Hz 220-230V	
CTKM	Indoor unit	Panel color		White	
		Dimensions HxWxD (Package dimensions)		295x990x263 (386x1102x389)	
		Weight (Gross)		13 (16)	
		Airflow rate: H	Cooling	m ³ /min.	19.5
		Operation sound H/M/L/SL	Cooling	dBA	48/42/36/29
		Sound power : H	Cooling	dBA	62
Piping connection		Liquid / Gas	mm	ϕ 6.4 / ϕ 12.7	



Product Specification: Outdoor Unit

Cooling capacity			2.7 PK	3.2 PK	4 PK	
Model name	Cooling only		4MKM68RVM4	4MKM80RVM4	5MKM100RVM4	
Power supply			1 ϕ 50Hz 220-240V / 60Hz 220-230V			
Cooling only outdoor unit	Cooling	Capacity Rated (min_max)	kW	6.8 (1.6~9.4)	8.0 (1.6~10.2)	10.0 (2.0~13.0)
		Rated EER	W/W	4.07	3.90	3.91
		AEER	W/W	3.73	3.63	3.68
	Outdoor unit	Dimensions (HxWxD) (Package dimensions)	mm	695x930x350 (762x1004x475)	695x930x350 (762x1004x475)	990x940x320 (1114x1003x425)
		Weight (Gross)	kg	49 (54)	52 (55)	79 (87)
		Sound level : H / L	dBA	47 / 44	48 / 45	48 / 46
		Sound Power : H	dBA	59	60	60
		Number of port		4	4	5
		Max connectable indoor unit capacity		11.0 kW	14.5 kW	15.6 kW
	Refrigerant (initial amount)			R32 (1.80kg)	R32 (1.80kg)	R32 (2.65kg)
Piping length	Amount of additional refrigerant (g/m)		Charge-less			
	Max length (total / each room)	m	60 / 30	70 / 30	80 / 30	
	Max height	m	Indoor unit to outdoor unit : 15 Indoor unit to indoor unit : 7.5			
Connected piping	Liquid	mm	ϕ 6.4 x 4	ϕ 6.4 x 4	ϕ 6.4 x 5	
	Gas	mm	ϕ 9.5 x 2 ϕ 12.7 x 2	ϕ 9.5 x 1 ϕ 12.7 x 1 ϕ 15.9 x 2	ϕ 9.5 x 2 ϕ 12.7 x 1 ϕ 15.9 x 2	
Operating range			$^{\circ}$ CDB	10 - 46		

Combination Capacity :

4MKM68RVM4

Cooling [50 HZ, 220 V]

Combinations Of indoor units	Capacity of each indoor unit (kW)										
	Capacity of each indoor unit (kW)				Total Capacity (kW)		Total Power Consumption (kW)		Total Current (A)		Power Factor (%)
	Room A	Room B	Room C	Room D	Rated	Min - Max	Rated	Min - Max	Rated	Min - Max	
2.5	2.50	---	---	---	2.50	0.80 ~ 3.91	0.58	0.22 ~ 1.11	2.7	1.1 ~ 5.1	99
3.5	3.50	---	---	---	3.50	0.80 ~ 5.09	0.91	0.22 ~ 1.56	4.2	1.1 ~ 7.2	99
5.0	5.00	---	---	---	5.00	0.80 ~ 6.49	1.19	0.21 ~ 2.39	5.5	1.0 ~ 11.0	99
6.0	6.00	---	---	---	6.00	0.80 ~ 7.21	1.53	0.20 ~ 2.81	7.0	1.0 ~ 13.0	99
2.5+2.5	2.50	2.50	---	---	5.00	1.00 ~ 6.65	1.26	0.21 ~ 2.32	5.8	1.0 ~ 10.7	99
2.5+3.5	2.50	3.50	---	---	6.00	1.00 ~ 6.89	1.70	0.21 ~ 2.75	7.8	1.0 ~ 12.7	99
2.5+5.0	2.27	4.53	---	---	6.80	1.00 ~ 7.99	1.64	0.20 ~ 2.99	7.5	1.0 ~ 13.8	99
2.5+6.0	2.00	4.80	---	---	6.80	1.00 ~ 8.12	1.57	0.20 ~ 2.97	7.2	1.0 ~ 13.7	99
3.5+3.5	3.40	3.40	---	---	6.80	1.00 ~ 6.95	2.28	0.21 ~ 3.05	10.5	1.0 ~ 14.1	99
3.5+5.0	2.80	4.00	---	---	6.80	1.00 ~ 8.23	1.64	0.20 ~ 2.99	7.5	1.0 ~ 13.8	99
3.5+6.0	2.51	4.29	---	---	6.80	1.00 ~ 8.26	1.57	0.20 ~ 3.01	7.2	1.0 ~ 13.9	99
5.0+5.0	3.40	3.40	---	---	6.80	1.00 ~ 8.52	1.36	0.19 ~ 3.12	6.2	0.9 ~ 14.4	99
5.0+6.0	3.09	3.71	---	---	6.80	1.00 ~ 8.66	1.33	0.18 ~ 3.07	6.1	0.9 ~ 14.1	99
2.5+2.5+2.5	2.27	2.27	2.27	---	6.80	1.20 ~ 8.15	1.53	0.22 ~ 2.94	7.0	1.1 ~ 13.5	99
2.5+2.5+3.5	2.00	2.00	2.80	---	6.80	1.20 ~ 8.16	1.50	0.22 ~ 2.93	6.9	1.1 ~ 13.5	99
2.5+2.5+5.0	1.70	1.70	3.40	---	6.80	1.20 ~ 9.12	1.42	0.21 ~ 2.91	6.5	1.0 ~ 13.4	99
2.5+2.5+6.0	1.55	1.55	3.71	---	6.80	1.20 ~ 9.29	1.35	0.21 ~ 2.90	6.2	1.0 ~ 13.4	99
2.5+3.5+3.5	1.79	2.51	2.51	---	6.80	1.20 ~ 8.36	1.46	0.22 ~ 2.97	6.7	1.1 ~ 13.7	99
2.5+3.5+5.0	1.55	2.16	3.09	---	6.80	1.20 ~ 9.30	1.39	0.21 ~ 2.91	6.4	1.0 ~ 13.4	99
3.5+3.5+3.5	2.27	2.27	2.27	---	6.80	1.20 ~ 8.40	1.46	0.22 ~ 3.02	6.7	1.1 ~ 13.9	99
2.5+2.5+2.5+2.5	1.70	1.70	1.70	1.70	6.80	1.60 ~ 9.40	1.67	0.30 ~ 2.97	7.6	1.4 ~ 13.7	99
2.5+2.5+2.5+3.5	1.55	1.55	1.55	2.16	6.80	1.60 ~ 9.40	1.67	0.30 ~ 2.97	7.7	1.4 ~ 13.7	99

3D111181

- Notes:
1. Cooling capacity is based on 27 °CDB / 19 °CWB (Indoor temperature), 35 °CDB (Outdoor temperature).
 2. The total ability of connected indoor units is up to 11.0 kW.
 3. It is impossible to connect only one indoor unit.
 4. Capacities are based on the following conditions.
Corresponding refrigerant piping length: 5 m
Level difference: 0 m

4MKM80RVM4

Cooling [50 HZ, 220 V]

Combinations Of indoor units	Capacity of each indoor unit										
	Capacity of each indoor unit (kW)				Total Capacity (kW)		Total Power Consumption (kW)		Total Current (A)		Power Factor (%)
	Room A	Room B	Room C	Room D	Rated	Min - Max	Rated	Min - Max	Rated	Min - Max	
2.5	2.50	---	---	---	2.50	0.80 ~ 3.93	0.58	0.22 ~ 1.09	2.7	1.1 ~ 5.1	99
3.5	3.50	---	---	---	3.50	0.80 ~ 5.10	0.90	0.22 ~ 1.44	4.1	1.1 ~ 6.7	99
5.0	5.00	---	---	---	5.00	0.80 ~ 6.98	1.17	0.21 ~ 2.28	5.4	1.0 ~ 10.5	99
6.0	6.00	---	---	---	6.00	0.80 ~ 7.57	1.46	0.21 ~ 2.51	6.7	1.0 ~ 11.6	99
7.1	7.10	---	---	---	7.10	0.80 ~ 8.03	1.96	0.20 ~ 3.05	9.0	1.0 ~ 14.1	99
2.5+2.5	2.50	2.50	---	---	5.00	1.00 ~ 6.93	1.23	0.21 ~ 2.28	5.6	1.0 ~ 10.5	99
2.5+3.5	2.50	3.50	---	---	6.00	1.00 ~ 7.24	1.58	0.21 ~ 2.54	7.3	1.0 ~ 11.7	99
2.5+5.0	2.50	5.00	---	---	7.50	1.00 ~ 8.54	1.93	0.20 ~ 3.01	8.9	1.0 ~ 13.9	99
2.5+6.0	2.35	5.65	---	---	8.00	1.00 ~ 8.75	2.04	0.20 ~ 3.00	9.4	1.0 ~ 13.8	99
2.5+7.1	2.08	5.92	---	---	8.00	1.00 ~ 8.75	2.04	0.20 ~ 3.00	9.4	1.0 ~ 13.8	99
3.5+3.5	3.50	3.50	---	---	7.00	1.00 ~ 8.08	2.10	0.21 ~ 3.09	9.6	1.0 ~ 14.2	99
3.5+5.0	3.29	4.71	---	---	8.00	1.00 ~ 8.74	2.17	0.20 ~ 3.01	10.0	1.0 ~ 13.9	99
3.5+6.0	2.95	5.05	---	---	8.00	1.00 ~ 8.76	2.04	0.20 ~ 3.00	9.4	1.0 ~ 13.8	99
3.5+7.1	2.64	5.36	---	---	8.00	1.00 ~ 8.76	2.04	0.20 ~ 3.00	9.4	1.0 ~ 13.8	99
5.0+5.0	4.00	4.00	---	---	8.00	1.00 ~ 9.56	1.92	0.18 ~ 2.99	8.8	0.9 ~ 13.8	99
5.0+6.0	3.64	4.36	---	---	8.00	1.00 ~ 9.68	1.87	0.18 ~ 3.00	8.6	0.9 ~ 13.8	99
5.0+7.1	3.31	4.69	---	---	8.00	1.00 ~ 9.68	1.87	0.18 ~ 3.00	8.6	0.9 ~ 13.8	99
6.0+6.0	4.00	4.00	---	---	8.00	1.00 ~ 9.77	1.83	0.18 ~ 3.01	8.4	0.9 ~ 13.9	99
6.0+7.1	3.66	4.34	---	---	8.00	1.00 ~ 9.77	1.83	0.18 ~ 3.01	8.4	0.9 ~ 13.9	99
7.1+7.1	4.00	4.00	---	---	8.00	1.00 ~ 9.77	1.83	0.18 ~ 3.01	8.4	0.9 ~ 13.9	99
2.5+2.5+2.5	2.50	2.50	2.50	---	7.50	1.20 ~ 8.93	1.94	0.22 ~ 3.02	8.9	1.1 ~ 13.9	99
2.5+2.5+3.5	2.35	2.35	3.29	---	8.00	1.20 ~ 9.12	2.23	0.22 ~ 3.02	10.2	1.1 ~ 13.9	99
2.5+2.5+5.0	2.00	2.00	4.00	---	8.00	1.20 ~ 9.54	1.92	0.21 ~ 2.99	8.8	1.0 ~ 13.8	99
2.5+2.5+6.0	1.82	1.82	4.36	---	8.00	1.20 ~ 9.66	1.87	0.21 ~ 3.00	8.6	1.0 ~ 13.8	99
2.5+2.5+7.1	1.65	1.65	4.69	---	8.00	1.20 ~ 10.05	1.87	0.21 ~ 3.00	8.6	1.0 ~ 13.8	99
2.5+3.5+3.5	2.11	2.95	2.95	---	8.00	1.20 ~ 9.31	2.23	0.22 ~ 3.01	10.2	1.1 ~ 13.9	99
2.5+3.5+5.0	1.82	2.55	3.64	---	8.00	1.20 ~ 9.74	1.92	0.21 ~ 2.99	8.8	1.0 ~ 13.8	99
2.5+3.5+6.0	1.67	2.33	4.00	---	8.00	1.20 ~ 10.06	1.87	0.21 ~ 3.00	8.6	1.0 ~ 13.8	99
2.5+3.5+7.1	1.53	2.14	4.34	---	8.00	1.20 ~ 10.06	1.87	0.21 ~ 3.00	8.6	1.0 ~ 13.8	99
2.5+5.0+5.0	1.60	3.20	3.20	---	8.00	1.20 ~ 10.22	1.84	0.20 ~ 3.02	8.4	1.0 ~ 13.9	99
2.5+5.0+6.0	1.48	2.96	3.56	---	8.00	1.20 ~ 10.24	1.85	0.20 ~ 3.04	8.5	1.0 ~ 14.0	99
2.5+6.0+6.0	1.38	3.31	3.31	---	8.00	1.20 ~ 10.30	1.85	0.20 ~ 3.07	8.5	1.0 ~ 14.1	99
3.5+3.5+3.5	2.67	2.67	2.67	---	8.00	1.20 ~ 9.32	2.17	0.22 ~ 3.01	10.0	1.1 ~ 13.9	99
3.5+3.5+5.0	2.33	2.33	3.33	---	8.00	1.20 ~ 9.94	1.92	0.21 ~ 2.99	8.8	1.0 ~ 13.8	99
3.5+3.5+6.0	2.15	2.15	3.69	---	8.00	1.20 ~ 10.06	1.87	0.21 ~ 3.00	8.6	1.0 ~ 13.8	99
3.5+3.5+7.1	1.99	1.99	4.03	---	8.00	1.20 ~ 10.06	1.87	0.21 ~ 3.00	8.6	1.0 ~ 13.8	99
3.5+5.0+5.0	2.07	2.96	2.96	---	8.00	1.20 ~ 10.22	1.84	0.20 ~ 3.02	8.4	1.0 ~ 13.9	99
3.5+5.0+6.0	1.93	2.76	3.31	---	8.00	1.20 ~ 10.24	1.84	0.20 ~ 3.04	8.4	1.0 ~ 14.0	99
2.5+2.5+2.5+2.5	2.00	2.00	2.00	2.00	8.00	1.60 ~ 9.90	2.09	0.28 ~ 3.11	9.6	1.3 ~ 14.3	99
2.5+2.5+2.5+3.5	1.82	1.82	1.82	2.55	8.00	1.60 ~ 9.90	2.09	0.28 ~ 3.11	9.6	1.3 ~ 14.3	99
2.5+2.5+2.5+5.0	1.60	1.60	1.60	3.20	8.00	1.60 ~ 10.20	2.05	0.27 ~ 3.14	9.4	1.3 ~ 14.5	99
2.5+2.5+2.5+6.0	1.48	1.48	1.48	3.56	8.00	1.60 ~ 10.24	2.01	0.27 ~ 3.16	9.2	1.3 ~ 14.6	99
2.5+2.5+3.5+3.5	1.67	1.67	2.33	2.33	8.00	1.60 ~ 9.91	2.09	0.28 ~ 3.11	9.6	1.3 ~ 14.3	99
2.5+2.5+3.5+5.0	1.48	1.48	2.07	2.96	8.00	1.60 ~ 10.21	1.99	0.27 ~ 3.14	9.1	1.3 ~ 14.5	99
2.5+2.5+3.5+6.0	1.38	1.38	1.93	3.31	8.00	1.60 ~ 10.24	2.01	0.27 ~ 3.16	9.2	1.3 ~ 14.6	99
2.5+3.5+3.5+3.5	1.54	2.15	2.15	2.15	8.00	1.60 ~ 9.92	2.09	0.28 ~ 3.11	9.6	1.3 ~ 14.3	99
2.5+3.5+3.5+5.0	1.38	1.93	1.93	2.76	8.00	1.60 ~ 10.21	1.99	0.27 ~ 3.14	9.1	1.3 ~ 14.5	99
3.5+3.5+3.5+3.5	2.00	2.00	2.00	2.00	8.00	1.60 ~ 9.92	2.09	0.28 ~ 3.11	9.6	1.3 ~ 14.3	99

- Notes:
1. Cooling capacity is based on 27° CDB/ 19° CWB (Indoor temperature), 35° CDB (Outdoor temperature).
 2. The total ability of connected indoor units is up to 14.5 kW.
 3. It is impossible to connect only one indoor unit.
 4. Capacities are based on the following conditions. Corresponding refrigerant piping length : 5 m level difference: 0 m

5MKM100RVM4

Cooling [50 HZ, 220 V]


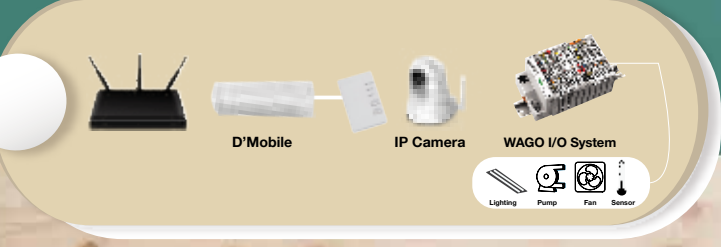

Combinations Of indoor units	Capacity of each indoor unit											
	Capacity of each indoor unit (kW)					Total Capacity (kW)		Total Power Consumption (kW)		Total Current (A)		Power Factor (%)
	Room A	Room B	Room C	Room D	Room E	Rated	Min - Max	Rated	Min - Max	Rated	Min - Max	
2.5	2.50	---	---	---	---	2.50	0.80 ~ 3.94	0.60	0.19 ~ 1.05	2.8	0.9 ~ 4.9	99
3.5	3.50	---	---	---	---	3.50	0.80 ~ 5.11	0.94	0.19 ~ 1.24	4.3	0.9 ~ 5.7	99
5.0	5.00	---	---	---	---	5.00	0.80 ~ 6.98	1.36	0.18 ~ 2.10	6.2	0.9 ~ 9.7	99
6.0	6.00	---	---	---	---	6.00	0.80 ~ 7.61	1.68	0.18 ~ 2.49	7.7	0.9 ~ 11.5	99
7.1	7.10	---	---	---	---	7.10	0.80 ~ 8.10	2.22	0.18 ~ 2.96	10.2	0.9 ~ 13.6	99
2.5+2.5	2.50	2.50	---	---	---	5.00	1.00 ~ 6.50	1.36	0.21 ~ 2.48	6.2	1.0 ~ 11.4	99
2.5+3.5	2.50	3.50	---	---	---	6.00	1.00 ~ 7.52	1.79	0.21 ~ 2.48	8.2	1.0 ~ 11.4	99
2.5+5.0	2.50	5.00	---	---	---	7.50	1.00 ~ 9.75	2.17	0.22 ~ 3.88	10.0	1.1 ~ 17.9	99
2.5+6.0	2.50	6.00	---	---	---	8.50	1.00 ~ 10.02	2.57	0.22 ~ 3.89	11.8	1.1 ~ 17.9	99
2.5+7.1	2.50	7.10	---	---	---	9.60	1.00 ~ 10.41	3.24	0.22 ~ 3.86	14.9	1.1 ~ 17.8	99
3.5+3.5	3.50	3.50	---	---	---	7.00	1.00 ~ 8.24	2.35	0.21 ~ 3.83	10.8	1.0 ~ 17.6	99
3.5+5.0	3.50	5.00	---	---	---	8.50	1.00 ~ 9.85	2.71	0.22 ~ 3.88	12.4	1.1 ~ 17.9	99
3.5+6.0	3.50	6.00	---	---	---	9.50	1.00 ~ 10.42	3.16	0.22 ~ 3.86	14.5	1.1 ~ 17.8	99
3.5+7.1	3.30	6.70	---	---	---	10.00	1.00 ~ 10.42	3.56	0.22 ~ 3.86	16.3	1.1 ~ 17.8	99
5.0+5.0	5.00	5.00	---	---	---	10.00	1.00 ~ 10.92	3.17	0.21 ~ 3.88	14.6	1.0 ~ 17.9	99
5.0+6.0	4.55	5.45	---	---	---	10.00	1.00 ~ 11.12	3.02	0.21 ~ 3.88	13.9	1.0 ~ 17.9	99
5.0+7.1	4.13	5.87	---	---	---	10.00	1.00 ~ 11.12	3.02	0.21 ~ 3.88	13.9	1.0 ~ 17.9	99
6.0+6.0	5.00	5.00	---	---	---	10.00	1.00 ~ 11.30	2.87	0.21 ~ 3.89	13.2	1.0 ~ 17.9	99
6.0+7.1	4.58	5.42	---	---	---	10.00	1.00 ~ 11.30	2.87	0.21 ~ 3.89	13.2	1.0 ~ 17.9	99
7.1+7.1	5.00	5.00	---	---	---	10.00	1.00 ~ 11.62	2.87	0.21 ~ 3.89	13.2	1.0 ~ 17.9	99
2.5+2.5+2.5	2.50	2.50	2.50	---	---	7.50	1.20 ~ 10.18	2.23	0.26 ~ 3.88	10.2	1.2 ~ 17.9	99
2.5+2.5+3.5	2.50	2.50	3.50	---	---	8.50	1.20 ~ 10.19	2.78	0.26 ~ 3.88	12.8	1.2 ~ 17.9	99
2.5+2.5+5.0	2.50	2.50	5.00	---	---	10.00	1.20 ~ 11.74	3.17	0.25 ~ 3.88	14.6	1.2 ~ 17.9	99
2.5+2.5+6.0	2.27	2.27	5.45	---	---	10.00	1.20 ~ 11.96	3.02	0.25 ~ 3.88	13.9	1.2 ~ 17.9	99
2.5+2.5+7.1	2.07	2.07	5.87	---	---	10.00	1.20 ~ 11.96	3.02	0.25 ~ 3.88	13.9	1.2 ~ 17.9	99
2.5+3.5+3.5	2.50	3.50	3.50	---	---	9.50	1.20 ~ 10.70	3.38	0.26 ~ 3.85	15.5	1.2 ~ 17.7	99
2.5+3.5+5.0	2.27	3.18	4.55	---	---	10.00	1.20 ~ 11.93	3.17	0.25 ~ 3.88	14.6	1.2 ~ 17.9	99
2.5+3.5+6.0	2.08	2.92	5.00	---	---	10.00	1.20 ~ 12.09	3.02	0.25 ~ 3.88	13.9	1.2 ~ 17.9	99
2.5+3.5+7.1	1.91	2.67	5.42	---	---	10.00	1.20 ~ 12.16	3.02	0.25 ~ 3.88	13.9	1.2 ~ 17.9	99
2.5+5.0+5.0	2.00	4.00	4.00	---	---	10.00	1.20 ~ 12.56	2.72	0.24 ~ 3.89	12.5	1.2 ~ 17.9	99
2.5+5.0+6.0	1.85	3.70	4.44	---	---	10.00	1.20 ~ 12.71	2.65	0.23 ~ 3.88	12.2	1.1 ~ 17.9	99
2.5+5.0+7.1	1.71	3.42	4.86	---	---	10.00	1.20 ~ 12.71	2.65	0.23 ~ 3.88	12.2	1.1 ~ 17.9	99
2.5+6.0+6.0	1.72	4.14	4.14	---	---	10.00	1.20 ~ 12.84	2.51	0.23 ~ 3.88	11.5	1.1 ~ 17.9	99
2.5+6.0+7.1	1.60	3.85	4.55	---	---	10.00	1.20 ~ 12.84	2.51	0.23 ~ 3.88	11.5	1.1 ~ 17.9	99
3.5+3.5+3.5	3.33	3.33	3.33	---	---	10.00	1.20 ~ 10.72	3.71	0.26 ~ 3.88	17.0	1.2 ~ 17.9	99
3.5+3.5+5.0	2.92	2.92	4.17	---	---	10.00	1.20 ~ 11.94	3.17	0.25 ~ 3.88	14.6	1.2 ~ 17.9	99
3.5+3.5+6.0	2.69	2.69	4.62	---	---	10.00	1.20 ~ 12.17	3.02	0.25 ~ 3.88	13.9	1.2 ~ 17.9	99
3.5+3.5+7.1	2.48	2.48	5.04	---	---	10.00	1.20 ~ 12.17	3.02	0.25 ~ 3.88	13.9	1.2 ~ 17.9	99
3.5+5.0+5.0	2.59	3.70	3.70	---	---	10.00	1.20 ~ 12.56	2.72	0.24 ~ 3.89	12.5	1.2 ~ 17.9	99
3.5+5.0+6.0	2.41	3.45	4.14	---	---	10.00	1.20 ~ 12.72	2.65	0.23 ~ 3.88	12.2	1.1 ~ 17.9	99
3.5+5.0+7.1	2.24	3.21	4.55	---	---	10.00	1.20 ~ 12.72	2.65	0.23 ~ 3.88	12.2	1.1 ~ 17.9	99
3.5+6.0+6.0	2.26	3.87	3.87	---	---	10.00	1.20 ~ 12.84	2.44	0.23 ~ 3.88	11.2	1.1 ~ 17.9	99
5.0+5.0+5.0	3.33	3.33	3.33	---	---	10.00	1.20 ~ 12.96	2.36	0.22 ~ 3.87	10.8	1.1 ~ 17.8	99
2.5+2.5+2.5+2.5	2.50	2.50	2.50	2.50	---	10.00	1.60 ~ 11.88	3.25	0.34 ~ 3.88	14.9	1.6 ~ 17.9	99
2.5+2.5+2.5+3.5	2.27	2.27	2.27	3.18	---	10.00	1.60 ~ 11.89	3.17	0.34 ~ 3.88	14.6	1.6 ~ 17.9	99
2.5+2.5+2.5+5.0	2.00	2.00	2.00	4.00	---	10.00	1.60 ~ 12.53	2.80	0.32 ~ 3.89	12.9	1.5 ~ 17.9	99
2.5+2.5+2.5+6.0	1.85	1.85	1.85	4.44	---	10.00	1.60 ~ 12.69	2.65	0.31 ~ 3.88	12.2	1.5 ~ 17.9	99
2.5+2.5+2.5+7.1	1.71	1.71	1.71	4.86	---	10.00	1.60 ~ 12.69	2.65	0.31 ~ 3.88	12.2	1.5 ~ 17.9	99
2.5+2.5+3.5+3.5	2.08	2.08	2.92	2.92	---	10.00	1.60 ~ 11.90	3.17	0.34 ~ 3.88	14.6	1.6 ~ 17.9	99
2.5+2.5+3.5+5.0	1.85	1.85	2.59	3.70	---	10.00	1.60 ~ 12.54	2.80	0.32 ~ 3.89	12.9	1.5 ~ 17.9	99
2.5+2.5+3.5+6.0	1.72	1.72	2.41	4.14	---	10.00	1.60 ~ 12.69	2.65	0.31 ~ 3.88	12.2	1.5 ~ 17.9	99
2.5+2.5+3.5+7.1	1.60	1.60	2.24	4.55	---	10.00	1.60 ~ 12.69	2.65	0.31 ~ 3.88	12.2	1.5 ~ 17.9	99
2.5+2.5+5.0+5.0	1.67	1.67	3.33	3.33	---	10.00	1.60 ~ 12.94	2.43	0.29 ~ 3.87	11.2	1.4 ~ 17.8	99
2.5+3.5+3.5+3.5	1.92	2.69	2.69	2.69	---	10.00	1.60 ~ 11.96	3.17	0.34 ~ 3.88	14.6	1.6 ~ 17.9	99
2.5+3.5+3.5+5.0	1.72	2.41	2.41	3.45	---	10.00	1.60 ~ 12.54	2.72	0.32 ~ 3.89	12.5	1.5 ~ 17.9	99
2.5+3.5+3.5+6.0	1.61	2.26	2.26	3.87	---	10.00	1.60 ~ 12.70	2.65	0.31 ~ 3.88	12.2	1.5 ~ 17.9	99
3.5+3.5+3.5+3.5	2.50	2.50	2.50	2.50	---	10.00	1.60 ~ 12.04	3.17	0.34 ~ 3.88	14.6	1.6 ~ 17.9	99
3.5+3.5+3.5+5.0	2.26	2.26	2.26	3.23	---	10.00	1.60 ~ 12.55	2.72	0.32 ~ 3.89	12.5	1.5 ~ 17.9	99
2.5+2.5+2.5+2.5+2.5	2.00	2.00	2.00	2.00	2.00	10.00	2.00 ~ 12.82	3.03	0.40 ~ 3.89	13.9	1.9 ~ 17.9	99
2.5+2.5+2.5+2.5+3.5	1.85	1.85	1.85	1.85	2.59	10.00	2.00 ~ 12.82	3.03	0.40 ~ 3.89	13.9	1.9 ~ 17.9	99
2.5+2.5+2.5+2.5+5.0	1.67	1.67	1.67	1.67	3.33	10.00	2.00 ~ 13.00	2.56	0.36 ~ 3.87	11.7	1.7 ~ 17.8	99
2.5+2.5+2.5+3.5+3.5	1.72	1.72	1.72	2.41	2.41	10.00	2.00 ~ 12.83	3.03	0.40 ~ 3.89	13.9	1.9 ~ 17.9	99
2.5+2.5+3.5+3.5+3.5	1.61	1.61	2.26	2.26	2.26	10.00	2.00 ~ 12.84	3.03	0.40 ~ 3.90	13.9	1.9 ~ 18.0	99

- Notes:
1. Cooling capacity is based on 27 °CDB / 19 °CWB (Indoor temperature), 35 °CDB (Outdoor temperature).
 2. The total ability of connected indoor units is up to 15.6 kW.
 3. It is impossible to connect only one indoor unit.
 4. Capacities are based on the following conditions.
Corresponding refrigerant piping length: 5 m
Level difference: 0 m

3D111251



Reiri Adaptor



How Reiri Home Daikin Works ?

1 Kontrol AC melalui aplikasi

2 Wifi router (Koneksi internal)

3 Receiver

Daikin Reiri Home Application

Free & Easy

GET IT ON
App Store

GET IT ON
Google Play



FEATURES (Control AC & Other Equipment)

- Convenience & Lifestyle
- Energy Management
- IAQ Management
- Home Security Solution
- Google Home enabled
- Mobile Control of Air-conditioning Units
- User-friendly App Interface
- Complete control of all connected devices
- Easy installation (Plug & Play) and configuration
- Push Notification
- Compliant with Cyber-security certification (EN303645)

Reiri Home Lite

The best smart air-conditioner controller for homeowners to achieve maximum comfort and energy savings.

FEATURES (Control AC only)

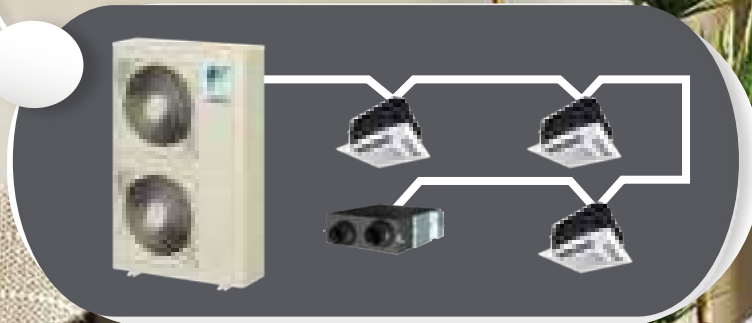


- User-friendly App Interface
- Complete control of all air-conditioners
- Easy installation (Plug & Play) and configuration
- Push Notification
- Compliant with Cyber-security certification (EN303645)

DIII - NET

DCPA01



ReiriHome Lite
DCPH02



Max. 30
groups in
total

REIRI HOME STD

(Can be connected to Z Wave devices to control other equipment)

VRV	DCPH01C	DCPA01B	
MultiNX (Selama ada terminal F1 & F2)	DCPH01C	DCPA01B	Additional adapter suitable indoor with details under
CTKM 25/35 RVM4	BRP067A42	KRP928BB2S	
CTKM 50/60 RVM4	BRP980B42	KRP928BB2S	
CDXP/CDXM RVM4		KRP928BB2S	
FMA RVM4	Can be connected without additional indoor adapter		
FFA RV14		DTA112BA51	

Reiri Home dengan Automatic Control

(Temperature Prohibition, Range Temperature Setting, Scheduling)

VRV	DCPH01C	DCPA01B	DCPN006
-----	---------	---------	---------

Reiri Home dengan System Report

(Error Data Management)

VRV	DCPH01C	DCPA01B	DCPN007
-----	---------	---------	---------

REIRI HOME LITE (Control AC Only)

VRV	DCPH02	DCPA01B	
MultiNX (Selama ada terminal F1 & F2)	DCPH02	DCPA01B	Additional adapter suitable indoor with details under
CTKM 25/35 RVM4	BRP067A42	KRP928BB2S	
CTKM 50/60 RVM4	BRP980B42	KRP928BB2S	
CDXP/CDXM RVM4		KRP928BB2S	
FMA RVM4	Can be connected without additional indoor adapter		
FFA RV14		DTA112BA51	



ReiriHome

ReiriHome is the complete smart integration capabilities, allowing users to control and monitor all smart home devices conveniently from just a single mobile app. From security and safety enhancements to indoor air quality and energy management, ReiriHome is the ideal home automation system for every home owner.



Reiri Home

SPECIFICATIONS (SOFTWARE)

Category	Functions	Description	
Monitoring and Control Functions	Management points	Maximum number of management point: 100	
	Groups	Maximum number of groups: 30	
	Monitoring Screens	Icons show the operation status of equipment	
	Remote Control Prohibition	Individually prohibit operation of each local remote-control function	
	Setpoint Range Limitation	To limit setpoint range for each indoor unit management point	
	IP Camera Live View	IP camera live view up to 8 at a same time.	
Automation Control Functions	Automatic changeover	Number of changeover groups: 5	
	Off Timer	Off timer duration can set from 5min to 120min with every 5min interval	
	Setback	Setback setpoint can selected within 24-35°C in cooling mode and 5-20°C in heating mode.	
	Scene		Number of programmes: 30 Up to 20 actions can be registered per pattern.
			Number of programmes: 30 Up to 20 actions can be registered per pattern.
	Schedule	Weekly Schedule	Up to 50 patterns (including yearly calendar) can be set
		Yearly Calendar	A pattern set as calendar has high priority than a pattern which is set as day of a week.
Interlock		Number of programmes: 30 Up to 10 management points can be registered as activation condition. The delay timer of execution condition can be set within 0-120 mins after the activation conditions are satisfied.	
Data Management	History	Management point operation, management point status change, management point error/alert message, function execution and system information are recorded for one year.	
	Report*	Operation data (latest information and operation report) and error report on daily/monthly basis.	
	Trend Graph*	Chart on the environmental changes (e.g. Temperature, Humidity or CO2 levels) along different points of intervals (6h/12h/24h/48h/7das/specific period within 7 days)	
	Energy Graph*	Bar chart on energy and other meter value, up to 4 energy categories excluding the recycled category.	
	Account Management	Access through mobile application/ Web browser. Up to 20 accounts (Admin and User account) can be registered. Screens and operation accessible to general users can be restricted by admin account	
System Setting	Security	LAN communication: AES-128-CBC with RSA 2048 Internet communication: TLS 1.2 Account password storage: SHA256 hashing and AES-128-CBC together with other account information Device login password storage: AES-128-CBC	
	Supported languages	English, Spanish, Portuguese, Simplified Chinese, Traditional Chinese, Vietnamese, Bahasa (Indonesia), Thai	
	Notification	Push notification in cases: 1) Error/alert detected 2) Specified update messages management point started 3) Version	

Reiri Home Lite

SPECIFICATIONS (SOFTWARE)

Category	Functions	Description
Monitoring and Control Functions	Management points	Maximum number of management point: 30
	Groups	Maximum number of groups: 5
	Monitoring Screens	Icons show the operation status of equipment
	Remote Control Prohibition	Individually prohibit operation of each local remote-control function
	Setpoint Range Limitation	To limit setpoint range for each indoor unit management point
Automation Control Functions	Automatic changeover	Number of changeover groups: 5
	Off Timer	Off timer duration can set from 5min to 120min with every 5min interval
	Setback	Setback setpoint can selected within 24-35°C in cooling mode and 5-20°C in heating mode.
	Scene	Number of programmes: 10 Up to 20 actions can be registered per pattern.
	Schedule	Weekly Schedule
Yearly Calendar		A pattern set as calendar has high priority than a pattern which is set as day of a week.
Data Management	History	Management point operation, management point status change, management point error/alert message, function execution and system information are recorded for one year.
	Report*	Operation data (latest information and operation report) and error report on daily/monthly basis.
System Setting	Account Management	Access through mobile application/ Web browser. Up to 10 accounts (Admin and User account) can be registered. Screens and operation accessible to general users can be restricted by admin account.
	Security	LAN communication: AES-128-CBC with RSA 2048 Internet communication: TLS 1.2 Account password storage: SHA256 hashing and AES-128-CBC together with other account information Device login password storage: AES-128-CBC
	Supported languages	English, Spanish, Portuguese, Simplified Chinese, Traditional Chinese, Vietnamese, Bahasa (Indonesia), Thai
	Notification	Push notification in cases: 1) Error/alert detected 2) Specified management point started 3) Version update messages


D-MOBILE

Control Your
Air Conditioner
Anywhere, Anytime

With just a few clicks on an application, you can control your favorite AC functions right from your device.

Let D-Mobile application and Daikin's BRP072C42 wireless LAN adaptor turn your smartphone or tablet into a virtual AC remote control with connection via internet (Wi-Fi or cellular data).

Provide enhanced comfort and a peace of mind with **THE OUT OF HOME OPERATION**



Daikin Mobile Controller

Control your air conditioner from anywhere with your smartphone



Start/stop operation




START - STOP
Operation



Set operation mode

- Automatic
- Fan only
- Cooling
- Dry



Set room temperature



Set fan speed *



Set fan speed



Set airflow direction *




*Applicable with CTKM / CTXM / CDXP / CDXM only.



Enjoy more convenience with
THE IN-HOME OPERATION

How Daikin Smartphone operation works?





HEAT RECLAIM VENTILATOR

WHAT YOU GET

- IMPROVED INDOOR AIR QUALITY
- IMPROVED ENERGY EFFICIENCY
- REDUCE EXCESSIVE STATIC PRESSURE
- IMPROVE AIRWAY SENSATION



DAIKIN FRESH AIR

Ventilation system to improve your indoor air quality



Air Treatment Equipment

Outdoor-air processing unit

FXMQ-MF Series

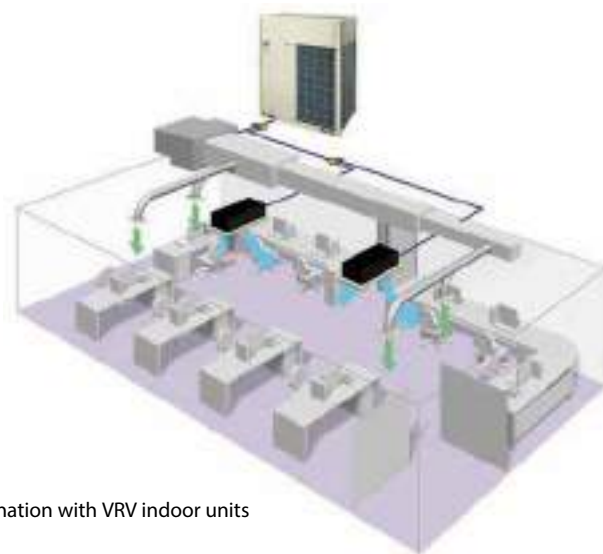
Combine fresh air treatment and air conditioning, supplied from a single system.



Lineup

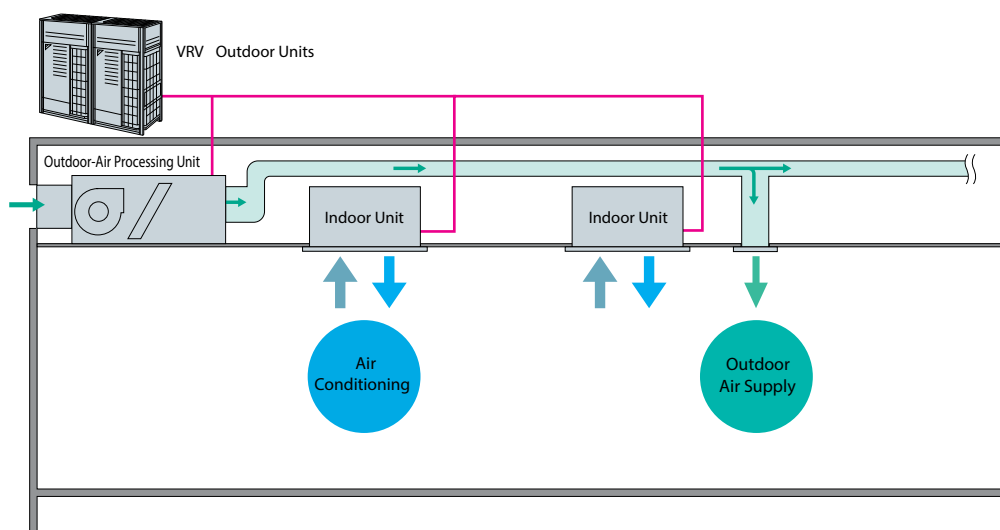
Model Name	FXMQ125MFV7	FXMQ200MFV7	FXMQ250MFV7
Capacity index	125	200	250
Airflow rate	1,080 m ³ /h	1,680 m ³ /h	2,100 m ³ /h

Fresh air treatment and air conditioning can be achieved with a single system. VRV indoor units for air conditioning and an outdoor-air processing unit can be connected to the same refrigerant line. This results in enhanced design flexibility.



Combination with VRV indoor units

Air conditioning and outdoor air processing can be accomplished using a single system.

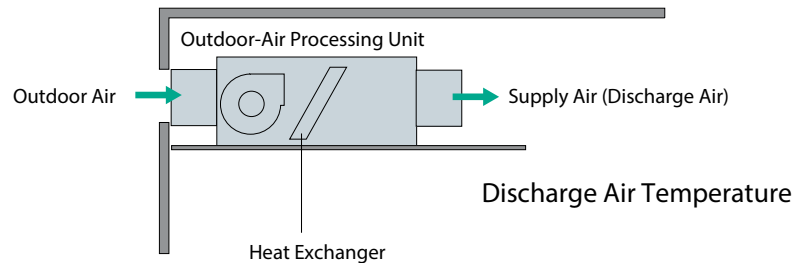


Connection Conditions

- Outdoor-air processing units can be used without indoor units. The total connection capacity index must be 50% to 100% of the capacity index of the outdoor units.
- When outdoor-air processing units and standard indoor units are combined, the total connection capacity index of the outdoor-air processing units must not exceed 30% of the capacity index of the outdoor units. Because connection is possible depending on conditions even when the capacity index of outdoor-air processing units exceeds 30% of the capacity index of the outdoor units, contact your local distributor.

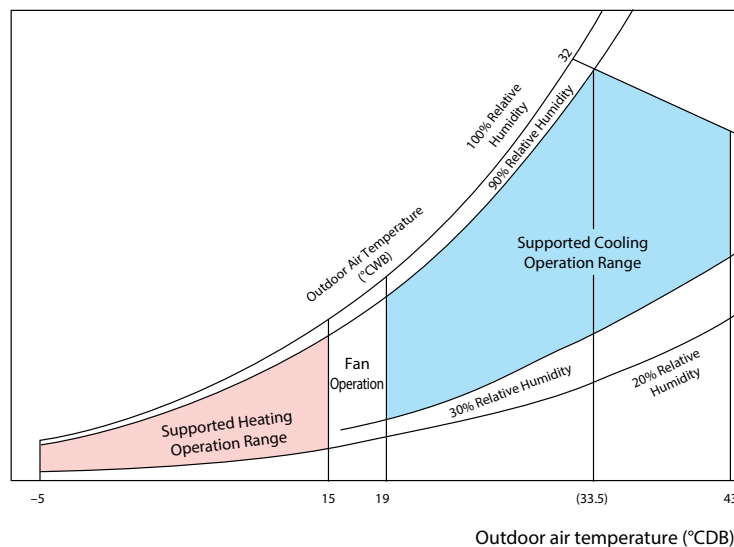
Outdoor-air processing / Discharge air temperature control

The unit supplies outdoor fresh air controlling discharge air temperature from the unit. Thereby reducing the indoor air conditioning load.



- * The default setting of the discharge air temperature is 18°C for cooling operation, and 25°C for heating operation. Using field settings, the set temperature may be changed within the range 13-25°C for cooling operation, and 18-30°C for heating operation.
- * While in unit protection mode and depending on outdoor air conditions, discharge air temperature may not be at the set temperature.
- * The fan stops in defrosting, oil returning and hot start operations due to mechanical protection control.

- Applicable to outdoor air temperature range from -5 - 43°C.
In cooling operation, 19 - 43°C is adoptable.



- Notes: 1. The operation range shown in the graph is under the following conditions.
Indoor and Outdoor Unit
Equivalent piping length: 7.5 m,
Level difference: 0 m.
2. The system will not operate in fan mode when the outdoor air temperature is 5°C or below.

- Notes: * Linked control of this unit and the Heat Reclaim Ventilator is not supported.
- * This unit is intended for the treatment of outdoor air only. Not to be used for maintaining indoor air temperature. Be sure that the discharge airflow will not blow on people directly. When outdoor-air processing is in excess, the unit switches to thermo-off mode, and outdoor air flows into the room directly.
 - * For outdoor ducts, be sure to provide heat insulation to prevent condensation.
 - * Group control of the product and standard indoor units is not supported. A separate remote controller should be connected to individual unit.
 - * If the unit is utilised to operate 24 hours a day, maintenance (part replacement, etc.) must be performed periodically.
 - * Temperature setting and Power Proportional Distribution (PPD) are not possible even if the intelligent Touch Controller or the intelligent Touch Manager is installed.
 - * The remote controller wired to the outdoor-air processing unit must not be set as the master remote controller. Otherwise, when set to "Auto," the operation mode will switch according to the outdoor air conditions, regardless of the indoor temperature.


Air Treatment Equipment

■ Filtration equipment

PM2.5 Filter (Option)

The filter removes PM2.5 particles suspended in the air, and also sulfur oxides and nitrogen oxides, providing clean air to the room.

- PM2.5 filter: Removes 99% or more of 2.5 μ m particulate matter.
- Activated carbon filter: Removes sulfur oxides and nitrogen oxides.



High-efficiency filter & Long-life filter (Option)

- High performance filters with dust collection efficiencies (JIS calorimetry) of 90% and 65% are available as options. Long-life filter is also available.

Standard specifications

Type		Ceiling Mounted Duct Type			
MODEL		FXMQ125MFV7	FXMQ200MFV7	FXMQ250MFV7	
Power supply		1-phase 220-240 V, 50 Hz			
Cooling capacity *1	Btu/h	47,800	76,400	95,500	
	kW	14.0	22.4	28.0	
Heating capacity *1	Btu/h	30,400	47,400	59,400	
	kW	8.9	13.9	17.4	
Power consumption		0.359	0.548	0.638	
Casing		Galvanised steel plate			
Dimensions (H × W × D)		470 × 744 × 1,100	470 × 1,380 × 1,100		
Fan	Motor output	kW			
	Airflow rate	m ³ /min	18	28	35
		cfm	635	988	1,236
	External static pressure	220 V/240 V	Pa	185/225	225/275
Air filter		*2			
Refrigerant piping	Liquid	mm	φ9.5 (Flare)		
	Gas	mm	φ15.9 (Flare)	φ19.1 (Brazing)	φ22.2 (Brazing)
	Drain	mm	PS1B female thread		
Machine weight		kg	86	123	
Sound level *3	220 V/240 V	dB(A)	42/43	47/48	
Connectable outdoor units *4		6 HP and above	8 HP and above	10 HP and above	
Operation range (Fan mode operation between 15 and 19°C)	Cooling	19 to 43°C			
	Heating	-5 to 15°C			
Range of the discharge temperature *5	Cooling	13 to 25°C			
	Heating	18 to 30°C			

Notes: *1. Specifications are based on the following conditions:

- Cooling: Outdoor temp. of 33°CDB, 28°CWB (68% RH), and discharge temp. of 18°CDB.
- Heating: Outdoor temp. 0°CDB, -2.9°CWB (50% RH), and discharge temp. of 25°CDB.
- Equivalent reference piping length: 7.5 m (0 m horizontal)

*2. An intake filter is not supplied, so be sure to install the optional long-life filter or high-efficiency filter. Please mount it in the duct system of the suction side. Select a dust collection efficiency (gravity method) of 50% or more.

*3. Anechoic chamber conversion value, measured at a point 1.5 m downward from the unit centre. These values are normally somewhat higher during actual operation as a result of ambient conditions.

*4. It is possible to connect to the outdoor unit if the total capacity of the indoor units is 50% to 100% of the capacity index of the outdoor unit.

*5. Local setting mode is not displayed on the remote controller.

• This equipment cannot be incorporated into the remote group control of the VRV system.

Options

MODEL		FXMQ125MFV7	FXMQ200MFV7	FXMQ250MFV7
Operation/control	Operation remote controller	BRC1H61W(K) / BRC1E63 / BRC2E61		
	Central remote controller	DCS302CA61		
	Unified ON/OFF controller	DCS301BA61		
	Schedule timer	DST301BA61		
	Wiring adaptor for electrical appendices (1)	KRP2A61		
	Wiring adaptor for electrical appendices (2)	KRP4AA51		
Filters	Long-life replacement filter	KAFJ371L140		KAF371M280
	High-efficiency filter	Colourimetric method 65%	KAFJ372L140	KAF372M280
		Colourimetric method 90%	KAFJ373L140	KAF373M280
	Filter chamber *1	KDJ3705L140		KDJ3705L280
PM2.5 filtration unit *2		BAF429A20A		
PM2.5 with activated carbon filtration unit *2		BAF429A20AC		
Drain pump kit		KDU30L250VE		
Adaptor for wiring		KRP1B61		

Notes: *1. Filter chamber has a suction-type flange. (Main unit does not.)

- Dimensions and weight of the equipment may vary depending on the options used.
- Some options may not be usable due to the equipment installation conditions, so please confirm prior to ordering.
- Some options may not be used in combination.
- Operating sound may increase somewhat depending on the options used.

*2. Refer to pages 178 - 180 for details.

Air Treatment Equipment

Heat Reclaim Ventilator with DX-coil

New VKM-GC Series

Air quality improvement by introducing fresh outdoor air in the room



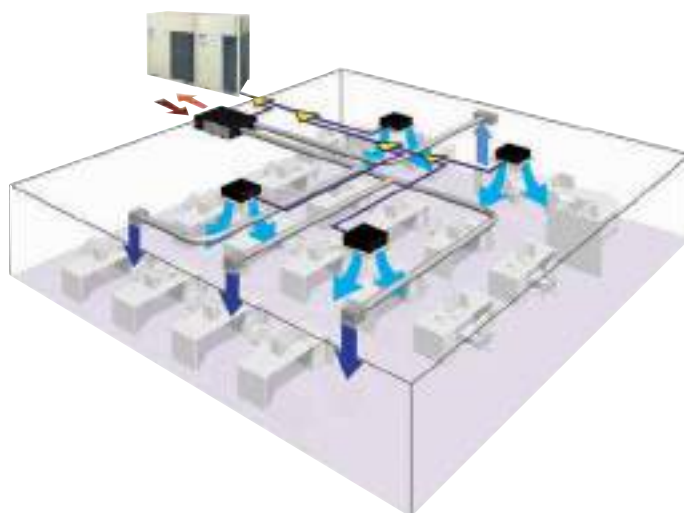
Lineup

Model	VKM50GCVE	VKM80GCVE	VKM100GCVE
Capacity Index	31.25	50	62.5
Airflow rate	500 m ³ /h	750 m ³ /h	950 m ³ /h

■ IAQ improvement by fresh air

Maintains comfortable indoor air quality (IAQ) by adding fresh outdoor air having nearly the same temperature and humidity conditions as the indoor air.

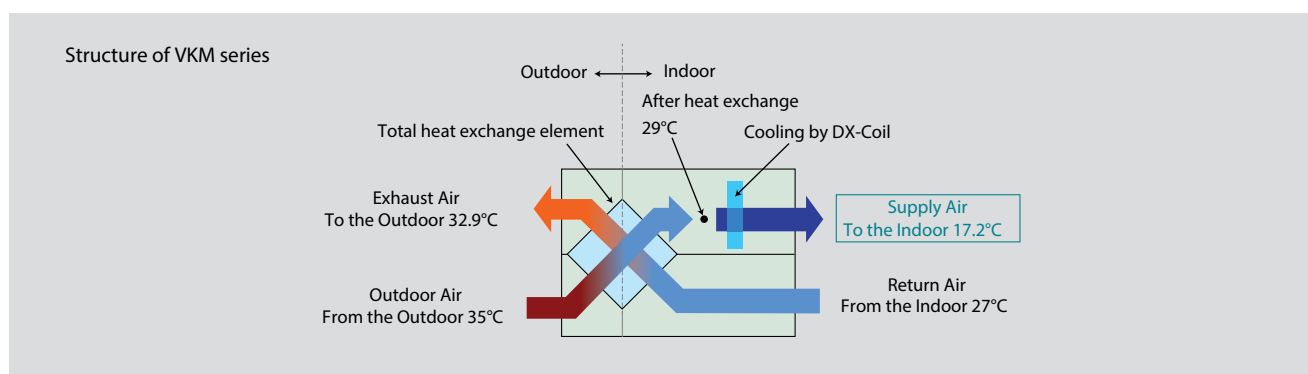
This energy-saving heat reclaim ventilator further reduces air conditioning load.



■ Heat reclaim ventilator + Heat exchanger → Comfortable air supply

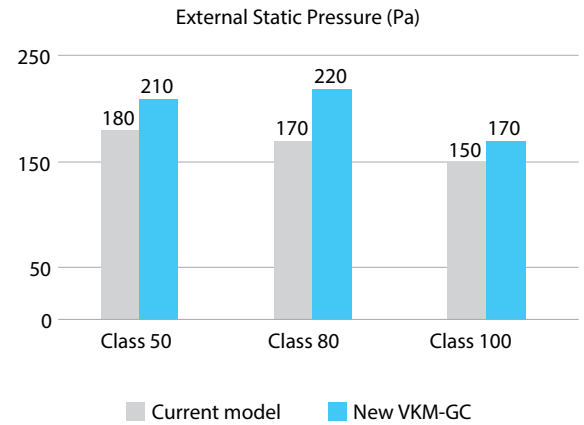
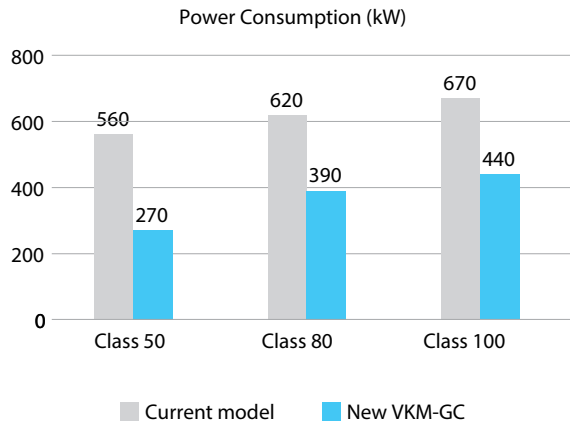
Equipped with a heat reclaim ventilator and a heat exchanger, the new VKM series minimizes room temperature fluctuations.

The supply air is cooled from 29°C to 17.2°C with DX-coil.



Equipped with DC fan motor

- Energy saving: Power consumption reduced by up to 51% (Class 50)
- Flexible installation due to high external static pressure: Increase of up to +50 Pa (Class 80)



Supports both 50/60 Hz power supply

Current model 1-phase 220-240 V, 50 Hz only

New model 1-phase 220-240 V, 50 Hz
1-phase, 220 V, 60 Hz

CO₂ sensor control (Option)

When CO₂ sensor is installed, it detects the concentration of CO₂ in the indoor air and the ventilation rate is controlled appropriately, reducing the air conditioning load due to ventilation.

PM2.5 filter (Option)

Removes PM2.5 particulate matter present in the outdoor air, as well as sulfur oxides and nitrogen oxides, providing clean fresh air to the indoor ambient.

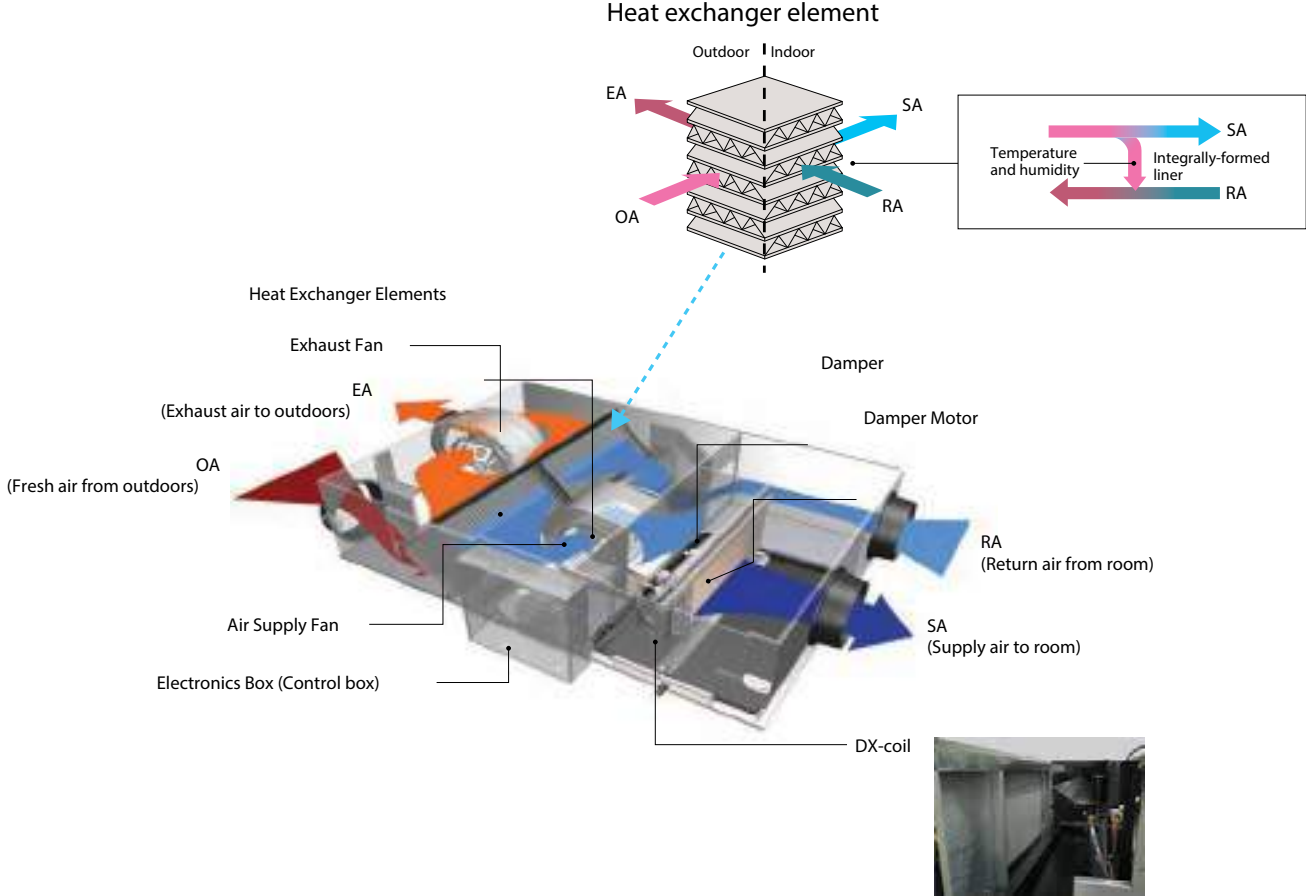
- PM2.5 filter: Removes 99% or more of 2.5 μm particulate matter.
- Activated Carbon filter: Removes sulfur oxides and nitrogen oxides

Other characteristics

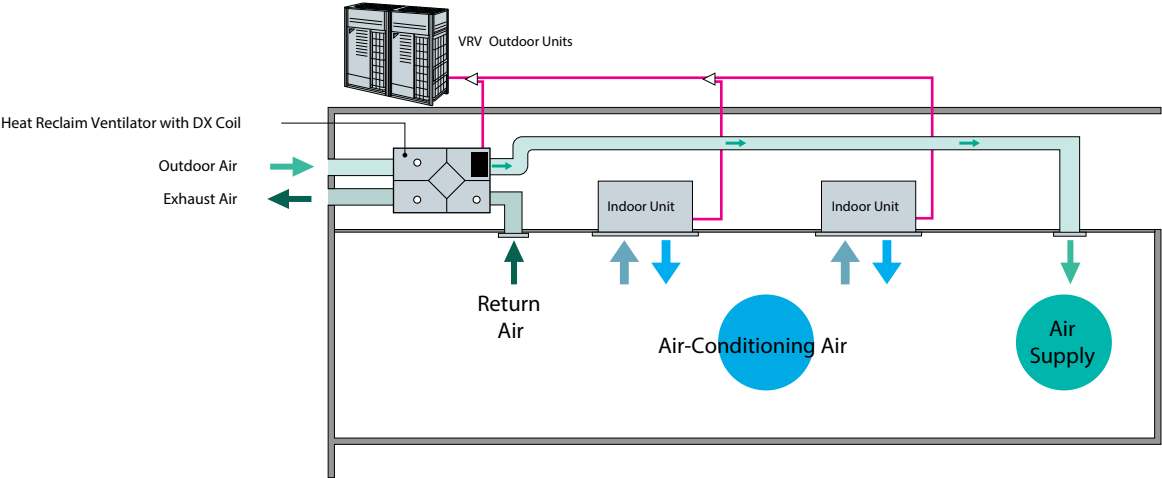
- Nighttime free cooling operation
- Stainless drain pan
- High-efficiency filter (Option)

Air Treatment Equipment

A compact unit packed with Daikin's cutting-edge technologies.



Air conditioning and outdoor air processing can be accomplished using a single system.



- When the VKM series units are connected, the total connection capacity index must be 50% to 130% of the capacity index of the outdoor units.

■ Specifications

MODEL			VKM50GCVE	VKM80GCVE	VKM100GCVE
Refrigerant			R-410A		
Power Supply			1 phase, 220-240/220 V, 50/60 Hz		
Airflow Rate & External Static Pressure (Ultra-high / High / Low) (Note 4)	Airflow	m ³ /h	500/500/440	750/750/640	950/950/820
	Static pressure	Pa	210/170/140	220/180/125	170/120/90
Power Consumption (Ultra-high / High / Low)	Heat exchange mode	W	270/230/170	390/335/220	440/370/260
	Bypass mode	W	305/260/200	390/335/220	440/370/260
Fan Type			Sirocco Fan		
Motor Output			kW		
			0.21×2		
Sound Level (Note 3) (Ultra-high / High / Low)	Heat exchange mode	dB	43/40.5/39	41.5/39/37	41/39/36.5
	Bypass mode	dB	43/41/39	41.5/39/37	41/39/36.5
Temp. Exchange Efficiency (Ultra-high / High / Low)			%		
			76/76/77.5		
			78/78/79		
			74/74/76.5		
Enthalpy Exchange Efficiency (Ultra-high / High / Low)	Cooling	%	64/64/67	66/66/68	62/62/66
	Heating	%	67/67/69	71/71/73	65/65/69
Heat Exchanging System			Air to Air Cross Flow Total Heat (Sensible + Latent Heat) Exchange		
Heat Exchanger Element			Specially Processed Non flammable Paper		
Air Filter			Multidirectional Fibrous Fleeces		
DX-coil Capacity (Cooling / Heating) (Note 1) (Note 2)			kW		
			2.8 / 3.2		
			4.5 / 5.0		
			5.6 / 6.3		
Dimensions (Height×Width×Depth)			mm		
			387 × 1,764 × 832		
			387 × 1,764 × 1,214		
Piping Connection	Liquid	mm	φ 6.4 (Flare)		
	Gas	mm	φ 12.7 (Flare)		
	Drain		PT3/4 External Thread		
Machine Weight			kg		
			92		
			113		
			115		
Unit Ambient Condition			Around Unit		
			0°C–40°CDB, 80%RH or less		
			OA (Note 5)		
			-15°C–40°CDB, 80%RH or less		
			RA (Note 5)		
			0°C–40°CDB, 80%RH or less		

- Notes: 1. Indoor temperature: 27°CDB, 19°CWB, Outdoor temperature: 35°CDB
 2. Indoor temperature: 20°CDB, Outdoor temperature: 7°CDB, 6°CWB
 3. The operating sound measured at the point 1.5 m below the centre of the unit is converted to that measured in an anechoic chamber built in accordance with the JIS C 1502 conditions. The actual operating sound varies depending on the surrounding conditions (near running unit's sound, reflected sound and so on) and is normally higher than this value.
 For operation in a quiet room, it is required to take measures to lower the sound.
 For details, refer to the Engineering Data.
 4. Airflow rate can be changed over to Low mode or High mode.
 5. OA: fresh air from outdoor. RA: return air from room.
 6. Temperature exchange efficiency is the mean value for Cooling and Heating. Efficiency is measured under the following condition: Ratio of rated external static pressure outdoor to indoor is kept constant at 7 to 1.

■ Options

Item		Type	VKM50GCVE	VKM80GCVE	VKM100GCVE
Controlling device	Remote controller * 1		BRC1H61W(K) / BRC1E63		
	PCB Adaptor	Wiring adaptor for electrical appendices	KRP2A61		
		For heater control kit	BRP4A50		
Additional function	Silencer	Nominal pipe diameter	—	KDDM24B100	
		mm	—	250	
	Air suction / Discharge grille	White	K-DGL200C	K-DGL250C	
		Nominal pipe diameter	200	250	
	mm				
High efficiency filter		KAF242J80M	KAF242J100M		
Air filter for replacement		KAF241G80M	KAF241G100M		
Flexible duct	1 m	K-FDS201E	K-FDS251E		
	2 m	K-FDS202D	K-FDS252E		
CO ₂ Sensor			BRYC24B50M	BRYC24B100M	
PM2.5 filtration unit *2			BAF249A500	BAF429A20A	
PM2.5 with activated carbon filtration unit *2			BAF249A500C	BAF429A20AC	

*1. Necessary when operating a Heat Reclaim Ventilator (VKM) independently. When operating interlocked with other air conditioners, use the remote controllers of the air conditioners.

*2. Refer to pages 178-180 for details.

• Please inquire concerning optional accessories not listed above.

Air Treatment Equipment

Heat Reclaim Ventilator

VAM-GJ Series

Daikin VAM series ensures fresh air intake and energy savings



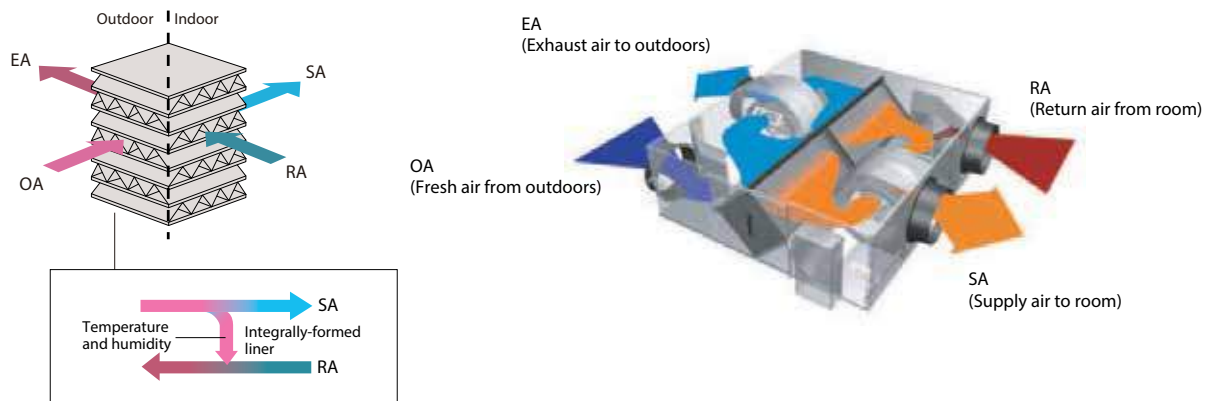
BRC301B61 (Option)
Used in case of independent operation.

Lineup

VAM150GJVE	VAM250GJVE	VAM350GJVE
VAM500GJVE	VAM650GJVE	VAM800GJVE
VAM1000GJVE	VAM1500GJVE	VAM2000GJVE

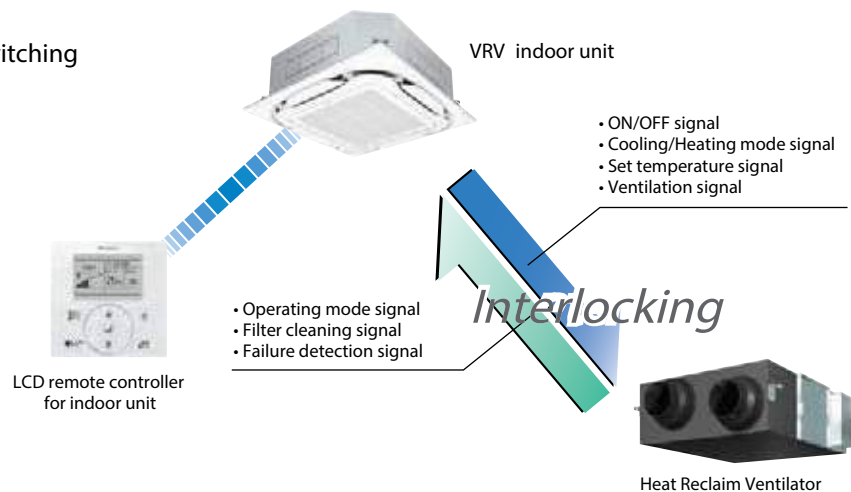
Airflow rate: 150-2,000 m³/h

Heat recovery ventilation with simultaneous supply and exhaust



Further energy-saving ventilation by interlocking with VRV indoor unit

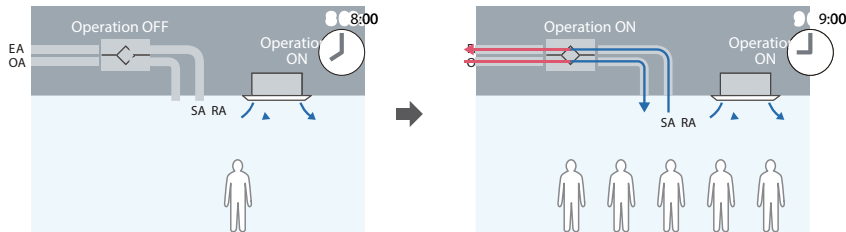
- Pre-cool, Pre-heat control
- Auto-ventilation mode changeover switching
- Nighttime free cooling operation



Pre-cool, Pre-heat control

Intentional delay of the start-up time

When the air conditioner is started up, the ventilation start-up is delayed to reduce load caused by the outside air. This reduces power consumption of air conditioners.

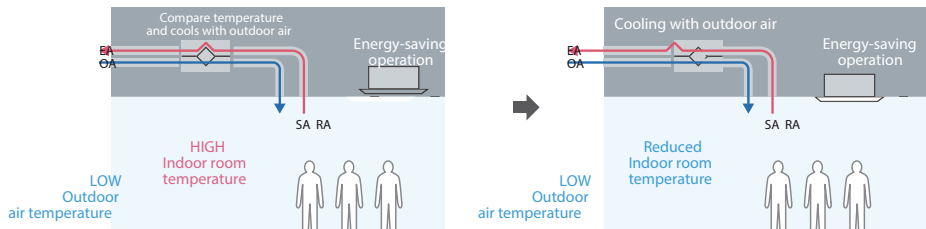


* The delay time can be changed using field settings.

Auto-ventilation mode changeover switching

Automatically determine the appropriate ventilation for each situation

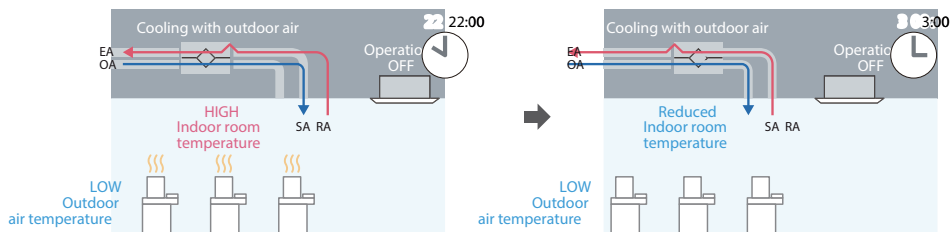
Indoor temperature and the outdoor temperature are detected, and the system automatically switches to the ventilation mode which has higher energy-saving effect.



Nighttime free cooling operation

Efficient use of outdoor air at night.

Rise in indoor temperature is avoided by automatically cooling the outdoor air at night, thus reducing air conditioning load at the start of cooling operation on the next morning.



*The system is automatically controlled by the set temperature of the VRV indoor unit.

CO² sensor control (Option)

When CO² sensor is installed, it detects the concentration of CO² in the indoor air and the Ventilation rate is controlled appropriately, reducing the air conditioning load due to ventilation.

PM2.5 filter (Option)

Removes PM2.5 particulate matter present in the outdoor air, as well as sulfur oxides and nitrogen oxides, providing clean fresh air to the indoor ambient.

- PM2.5 filter: Removes 99% or more of 2.5 μm particulate matter.
- Activated Carbon filter: Removes sulfur oxides and nitrogen oxides

Air Treatment Equipment

Heat Reclaim Ventilator

Specifications

MODEL		VAM150GJVE	VAM250GJVE	VAM350GJVE	VAM500GJVE	VAM650GJVE	VAM800GJVE	VAM1000GJVE	VAM1500GJVE	VAM2000GJVE							
Power Supply		1-phase, 220-240 V/ 220 V, 50/60 Hz															
Temp. Exchange Efficiency (50/60 Hz)	Ultra-High High Low	%	79/79	75/75	79/79	74/74	75/75	72/72	78/78	72/72	77/77						
			79/79	75/75	79/79	74/74	75/75	72/72	78/78	72/72	77/77						
			84/85	79/79	82/82	80/80.5	77/77.5	74/74.5	80.5/81	75.5/76	79/81						
Enthalpy Exchange Efficiency (50/60 Hz)	For Cooling	%	66/66	63/63	66/66	55/55	61/61	61/61	64/64	61/61	62/62						
			66/66	63/63	66/66	55/55	61/61	61/61	64/64	61/61	62/62						
			70/70.5	66/66	70/70	59/59.5	64/64.5	64/64.5	68.5/69	64/64.5	66/67						
	For Heating	%	72/72	71/71	70/70	67/67	67.5/67.5	65/65	70/70	65/65	72/72						
			72/72	71/71	70/70	67/67	67.5/67.5	65/65	70/70	65/65	72/72						
			76/76.5	74/74	77/77	74/74.5	71.5/72	67.5/68	72.5/73	67/67.5	76/76						
Power Consumption (50/60 Hz)	Heat Exchange Mode	W	125/134	137/141	200/226	248/270	342/398	599/680	635/760	1,145/1,300	1,289/1,542						
			111/117	120/125	182/211	225/217	300/332	517/597	567/648	991/1,144	1,151/1,315						
			57/58	60/59	122/120	128/136	196/207	435/483	476/512	835/927	966/1,039						
	Bypass Mode	W	125/134	137/141	200/226	248/270	342/398	599/680	635/760	1,145/1,300	1,289/1,542						
			111/117	120/125	182/211	225/217	300/332	517/597	567/648	991/1,144	1,151/1,315						
			57/58	60/59	122/120	128/136	196/207	435/483	476/512	835/927	966/1,039						
Sound Level (50/60 Hz)	Heat Exchange Mode	dB(A)	27-28.5/28.5	27-29/29	31.5-33/33	33-35.5/34	34-36/36	39-40.5/39.5	39.5-41.5/39.5	39.5-41.5/41.5	41.5-43.5/42						
			26-27.5/27.5	26-27.5/28	30-31.5/30	31.5-34/32	33-34.5/34	37-39.5/37.5	37.5-39.5/37.5	37.5-39.5/39.5	39-43/40						
			20.5-21.5/21	21-22/21	23-25/23	25-28.5/24	27.5-29.5/28	35-37.5/34	35-37.5/34.5	35-37.5/36	36-39/39						
	Bypass Mode	dB(A)	28.5-29.5/29.5	28.5-30.5/30.5	33-34.5/34.5	34.5-36/35.5	35-37.5/37.5	40.5-42/41	40.5-42.5/40.5	41-43/42.5	43-45.5/44						
			27.5-28.5/28.5	27.5-29/29.5	31.5-33/31.5	33-34.5/33.5	33-35.5/35.5	38.5-40/39	38.5-40.5/38.5	39.5-41/41.5	40.5-45/42						
			22.5-23.5/22	22.5-23/22.5	24.5-26.5/24.5	25.5-28.5/25.5	27.5-30.5/29.5	36-38.5/35.5	36-38.5/35.5	36.5-38/37.5	37.5-39.5/41						
Casing		Galvanised steel plate															
Insulation Material		Self-extinguishable polyurethane foam															
Dimensions (H × W × D)		mm		278 × 810 × 551		306 × 879 × 800		338×973×832		387x1,111x832		387x1,111x1,214		785x1,619x832		785x1,619x1,214	
Machine Weight		kg		24		32		45		55		67		129		157	
Heat Exchange System		Air to air cross flow total heat (Sensible heat+latent heat) exc hange															
Heat Exchange Element Material		Specially processed nonflammable paper															
Air Filter		Multidirectional fibrous fleeces															
Fan	Type		Sirocco fan														
	Airflow Rate (50/60 Hz)	m ³ /h	Ultra-High	150/150	250/250	350/350	500/500	650/650	800/800	1,000/1,000	1,500/1,500	2,000/2,000					
			High	150/150	250/250	350/350	500/500	650/650	800/800	1,000/1,000	1,500/1,500	2,000/2,000					
			Low	100/95	155/155	230/230	320/295	500/470	700/670	860/840	1,320/1,260	1,720/1,580					
	External Static Pressure (50/60 Hz)	Pa	Ultra-High	120/154	70/96	169/222	105/150	85/125	133/170	168/192	112/150	116/140					
			High	106/131	54/65	141/145	66/52	53/67	92/85	110/86	73/72	58/32					
			Low	56/60	24/20	67/30	32/18	35/38	72/61	85/60	56/50	45/45					
Motor Output		kW		0.030 × 2		0.090 × 2		0.140 × 2		0.280 × 2		0.280 × 4					
Connection Duct Diameter		mm		φ100		φ150		φ200		φ250		φ350					
Unit ambient condition		-15°C-50°CDB, 80%RH or less															

- Notes: 1. Airflow rate can be changed over to Low mode or High mode.
 2. Temperature Exchange Efficiency is the mean value between cooling and heating.
 3. Efficiency is measured under the following conditions:
 Ratio of rated external static pressure has been maintained as follows; outdoor side to indoor side = 7 to 1.
 4. In conformance with JIS standards (JIS B 8628), operating sound level is based on the value when one unit is operated, with the value converted for an anechoic chamber. This is transmission sound from the main unit, and does not include sound from the discharge grille. Thus it is normal for the sound to be louder than the indicated value when the unit is actually installed.

Options

Option List

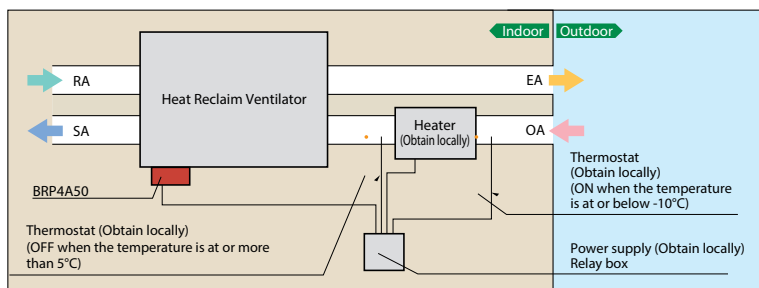
Item	Type	VAM150GJVE	VAM250GJVE	VAM350GJV	VAM500GJVE	VAM650GJVE	VAM800GJV	VAM1000GJVE	VAM1500GJVE	VAM2000GJVE
Additional function	Silencer	—			KDDM24B50	KDDM24B100		KDDM24B100x2		
	Nominal pipe	—			φ 200		φ 250			
	High efficiency filter	KAF242J25M		KAF242J50M		KAF242J65M	KAF242J80M	KAF242J100M	KAF242J80Mx2	KAF242J100Mx2
Air filter for replacement	KAF241J25M		KAF241J50M		KAF241J65M	KAF241J80M	KAF241J100M	KAF241J80Mx2	KAF241J100Mx2	
Flexible duct (1 m)	K-FDS101D	K-FDS151E		K-FDS201E		K-FDS251E				
Flexible duct (2 m)	K-FDS102D	K-FDS152D		K-FDS202D		K-FDS252E				
Silencer	Nominal pipe	—			—				YDFA25A1 φ 250	
CO ₂ sensor		BRYMA65						BRYMA100	BRYMA65	BRYMA100
PM2.5 filtration unit*		BAF249A150	BAF249A300	BAF249A350	BAF249A500	—		BAF429A20A		
PM2.5 with activated carbon filtration unit*		BAF249A150C	BAF249A300C	BAF249A350C	BAF249A500C	—		BAF429A20AC		
Navigation remote controller		BRC1E63								
Heat Reclaim Ventilator remote controller		BRC301B61								
Controlling device	Residential central remote controller	DCS303A51* 1								
	Central remote controller	DCS302CA61								
	Unified ON/OFF controller	DCS301BA61								
	Schedule timer	DST301BA61								
PCB Adaptor	Wiring adaptor for electrical appendices	KRP2A61								
	For humidifier	KRP50-2								
	Installation box for adaptor PCB	KRP50-2A90 (Mounted electric component assy of Heat Reclaim Ventilator)								
	For heater control kit	BRP4A50								

*1 For residential use only. When connect with a Heat Reclaim Ventilator (VAM), you can only switch the power ON/OFF. It cannot be used with other central control equipment.

*Refer to pages 178 - 180 for details.

PCB adaptor for heater control kit (BRP4A50)

When the installation of an electric heater is required in a cold region, this adaptor with an internal timer function eliminates the complicated timer connecting work that was necessary with conventional heaters.



Notes when installing :

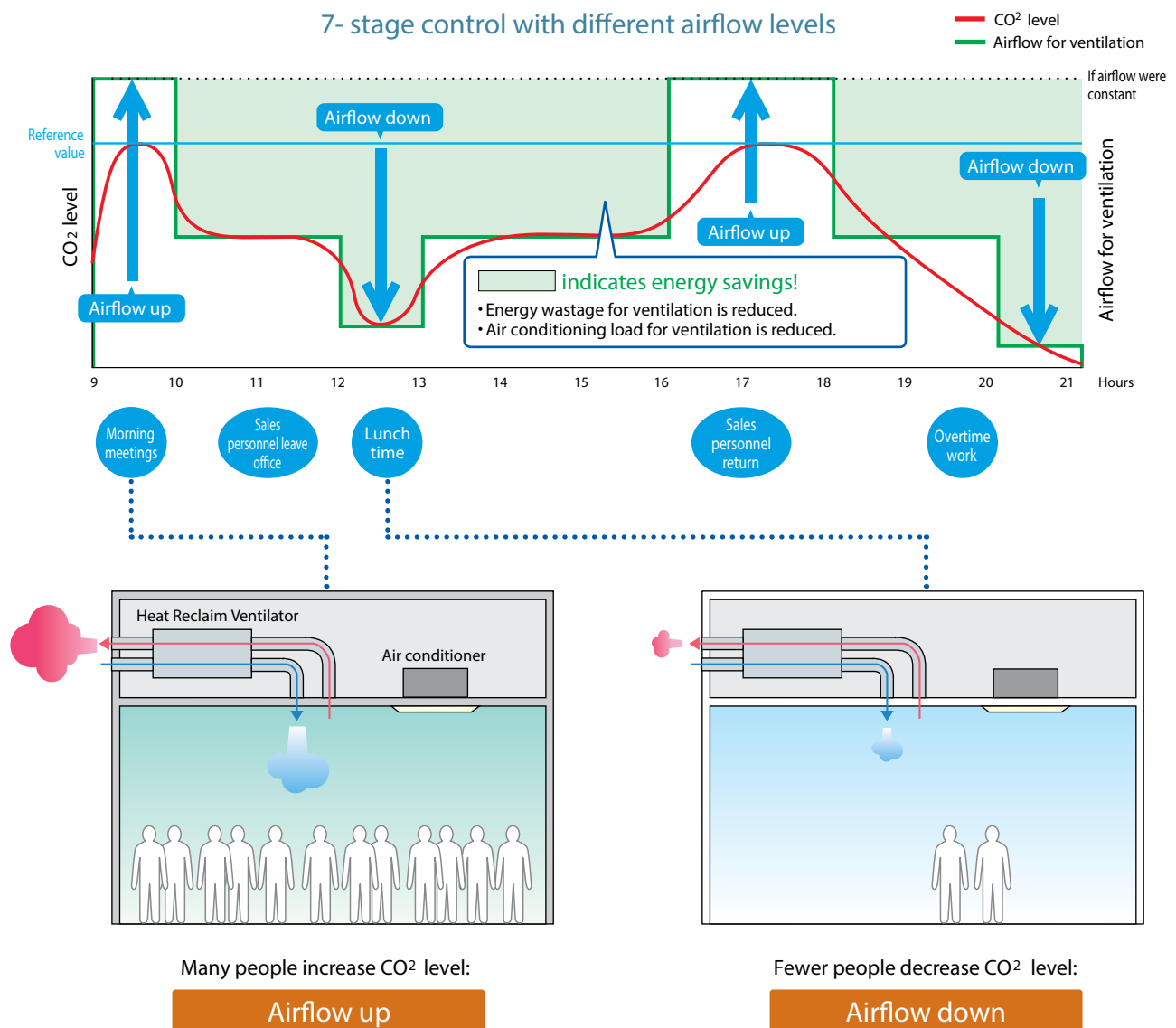
- Examine fully an installation place and specification for using the electric heater based on the standard and regulation of each country.
- Supply the electric heater and safety production devices such as a relay and a thermostat, etc of which qualities satisfy the standard and regulation of each country at site.
- Use a non-flammable connecting duct to the electric heater. Be sure to use 2 m or more between the electric heater and the Heat Reclaim Ventilator for safety.
- For the Heat Reclaim Ventilator, use a different power supply from that of the electric heater and install a circuit breaker for each.

Air Treatment Equipment

CO² Sensor Optional Kit Connection for VAM / VKM Series

The CO² sensor controls airflow so that it best matches the changes of CO² level in the room. This prevents energy losses from over-ventilation while maintaining indoor air quality with optional CO² sensor.

- Example of CO² sensor operation in an office room:




PM2.5 filtration unit (Option) for VAM / VKM / FXMQ-MF series

Rapid urbanization has increased industrial and automobile emissions, resulting in higher PM2.5 levels. This has become the source of respiratory diseases and poses a serious threat to a long term health issue. As the air quality has worsened, research has shown the harmful effects of PM2.5 on the health of the general public.

Double-layered efficient filtration

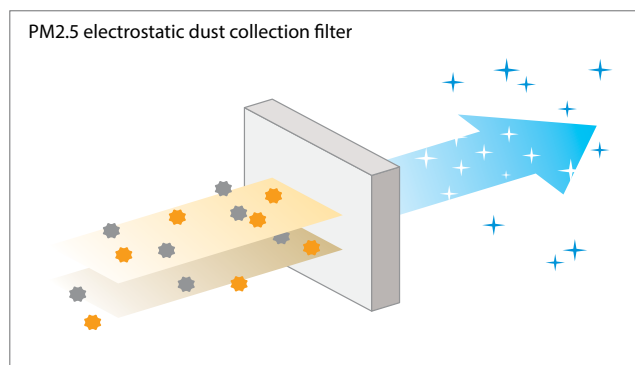
PM2.5 filters are double-layered.

1. The front filter effectively removes large particles.
2. The PM2.5 filter layer contains a large amount of static electricity to capture particulate matter efficiently.



Filtering PM2.5 efficiently for healthier and more comfortable environments

This filter removes 99% or more of 2.5 μm particulate matter.



Lab at Tongji University

PM2.5
Removal Rate
99%

*Test results by the Heating, Ventilation and Air Conditioning
Test environment: temperature 25-26°CDB, humidity 58-60%RH

AIR PURIFIER

CLEAN - CLASH - CYCLE



Daikin's Unique Double Methode

Outside

Active plasma ion flow out

*MCK55 and MC55 models only.

The plasma ion technology uses plasma discharge to release ions into the air, which combine with components of the air to form active species with strong oxidizing power like OH radical. They attach to the surface of fungi and allergens and decompose proteins in the air by oxidation.

Mechanism of reduction by active plasma ions

Concentration:
25,000 ions/cm³ *1

Note:

*1 The number of ions per 1cm³ of air blown into the atmosphere measured near the air outlet during operation with maximum airflow.
Test conditions: temperature 25°C, humidity 50%.





Image is for illustrative purposes

Daikin's plasma ions have been proved safe. Safety concerning effect on skin, eyes, and respiratory organs
Testing organization: Life Science Laboratories, Ltd.
Name of test: repeated-dose toxicity test
Test number: 12-II A2-0401



Inside

Streamer decomposes by suction

Streamer, a type of plasma discharge, decomposes hazardous chemical substances. The decomposition power is comparable to thermal energy of about 100,000°C.*2



Note:

*2 Comparison of oxidation decomposition. This does not mean temperature will become high.

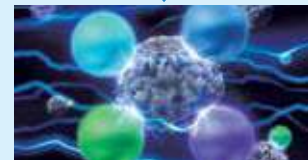
Mechanism of decomposition by Streamer



Streamer emits high-speed electrons.



The electrons collide and combine with nitrogen and oxygen in the air to form four kinds of decomposing elements with decomposition power.



The decomposing elements provide decomposition power.

Pollutants that can be collected and deodorised by filter



House dust



Pollen (cedar, etc.)



Yellow dust



PM2.5



City exhaust gas (trichloroethylene, etc.)



NOx



VOC-type chemical substances



Moulds



Dog epidermis (dander)



Cat epidermis (dander)



Hamster epidermis (dander)



Pet hair



Ammonia



Garbage odour



Cooking odour



Cigarette smoke odour

MC55 / 40 models

1

Powerful suction

Takes in dust over a wide area from 3 directions.



2

Effective capture of pollutants

Catches dust and pollutants effectively with an electrostatic HEPA filter.



3

Decomposition

Uses Daikin's Streamer technology to decompose harmful substances caught on the filter by oxidation. ^{*1}



Effect after nine hours in a space of about 200L.

Note:

^{*1} (Reduction of gases) Testing organization: Life Science Research Laboratory.

Test method: After operating a gasoline engine for 10 minutes (when particulate concentration reached 60mg/m³), operated the air purifier for 80 minutes to absorb polluting dust emitted from the engine.

Operated this air purifier for 24 hours in a closed space of 200L and measured the effect to decompose gases.

Test result: Compared with a test without Streamer irradiation, gas components were reduced by 63% in 9 hours.

Test number: LSRL-83023-702.

Test unit: Tested with MCK70N (Japanese model).



Indoor air pollutants (formaldehyde, etc.)



Diesel exhaust particulates (DEP)



Cockroaches (droppings)



House dust mites (droppings & dead mites)



Wheat flour



Body odour



Pet odour



Mould odour

Pollutants that can be reduced



Floating viruses



Floating mould



Attached viruses





Attached bacteria



Attached odour

Specification




MODEL			Streamer Air Purifier Humidifying tipe 55								Streamer Air Purifier tipe 55			
			 MCK55TVM								 MC55UVM			
Colour			Putih											
Mode			Air purification operasional				Humidity Operation				Air purification operasional			
Applicable room area*1	Air purification	m ²	41 (13,2m ² Clean all around 11 minutes.)				-----				41 (13,2m ² clean all around 11 minutes)			
	Air purification + Humidity air		41				concrete house : 23 Wooden house : 14				-----			
Power Supply			1Phase, 220–240/220–230 V, 50/60Hz											
Plug Mode			Tipe C											
Mode			Quiet	Low	Standard	Turbo	Quiet	Low	Standard	Turbo	Quiet	Low	Standard	Turbo
Airflow rate		m ³ /minute	0,9	2,0	3,2	5,5	1,7	2,4	3,2	5,5	1,1	2,0	3,2	5,5
Power Consumption		W	7	10	17	56	11	14	19	58	8	10	15	37
Sound pressure level		dB	19	29	39	53	25	33	39	53	19	29	39	53
Humidity*2		mL/h	---	---	---	---	200	240	300	500	---	---	---	---
Dimensions		mm	H700(718 dengan kastor) X W270 X D270								H500 X W270 X D270			
Weight		kg	9,5 (Without water)								6,8			
Dust collection method			Filter HEPA elektrostatis											
Humidity method			Elemen type Evaporasi								-----			
Tank capacity			Around 2,7L								-----			
Optional accessories	Replacement Filter	Dust Collection	Model KAFP080B4E (1 Page) (purchase of new filters is needed after about 10 years)*3											
		Deodorize	-----								-----			
		Humi	KNME080A4E								-----			

Catatan:

*1 Calculated by testing method based on Japan Electrical Manufacturers Association' standard JEM1467.

*2 The amount of added humidity changes according to the indoor and outdoor temperature and humidity.
Measurement conditions: Temperature 20 °C, humidity 30%. (JEM1426)

*3 Verified by testing method based on Japan Electrical Manufacturers Association JEM1467 standard.
This standard assumes that five or more cigarettes are smoked per day.
Not all harmful substances contained in cigarette smoke (carbon monoxide, etc.) can be removed.
Filters may need to be replaced more often depending on user conditions.

MODEL			Standard Air Purifier tipe 30	Streamer Air Purifier tipe 30	Streamer Air Purifier tipe 40								
						MC30VVM	MC30YVM7	MC40UVM					
Colour			Putih										
Mode			Air Purification Operation										
Applicable room area	Air purification	m ²	21,5 (13,2m ² Clean all around 20 minutes)	23*1	31 (13,2m ² Clean all around 20 minutes)								
	Air purification + air humidity		-----										
Power supply			1Phase, 220–240/220–230V, 50/60Hz										
Plug mode			Tipe C										
mode			Senyap	Quite	Standard	Turbo	Quite	Standard	Turbo	Senyap	Quite	Standard	Turbo
Airflow rate		m ³ /minutes	1,0	1,5	2,0	3,0	1,0	2,0	3,0	1,1	1,8	2,8	4,0
Power consumption		W	5,5	6	11	16	8	15	25	7	9	13	23
Sound pressure level		dB	19	29	33	44	19	27	37	19	27	36	49
Humidity* ²		mL/h											
Dimensions		mm	H500 X W280 X D189			H450 X W270 X D270			H500 X W270 X D270				
Weight		kg	5,0			5,8			6,8				
Dust collection method			Filter HEPA elektrostatis										
Humidity Method			-----			-----			-----				
Tank capacity			-----			-----			-----				
Optional accessories	Replacement filter	Dust collection	Model BAFP001AE (1page) (purchase of a new filter is required after about 2 years)* ²			Model BAFP500A (1page) (purchase of a new filter is required after about 10 years)*			Model KAFP080B4E (1page) (purchase of a new filter is required after about 10 years)*				
		Deodorize	Model BADP001AE (4pages) (purchase of a new filter is required after about 3 months)* ² (about 3 months/sheet x 4 sheets = 1 year)* ²			-----			-----				
		Humidity	-----			-----			-----				

Catatan:

*¹ Coverage area was calculated in accordance with JEM1467. (when FAN setting is "Turbo")

*² Verified by test method based on Japan Electrical Manufacturers' Association Standard JEM1467.

The standard assumes five or more cigarettes are smoked per day.

Not all harmful substances in cigarettes smoke (carbon monoxide, etc.) can be removed.

More frequent filter changing may be needed depending on operating conditions.

























































About the dust collection and deodorizing capacity of the air purifier:

- Not all harmful substances contained in cigarette smoke (carbon monoxide, etc.) can be removed.
- Not all odor components that come out continuously (the smell of building materials and pets, etc.) can be removed.

This product is not a medical device, medical treatment device, or therapeutic item.

This product is not intended for therapeutic use or for the diagnosis, treatment, relief or prevention of disease

If, you have health problems or feel unwell, please consult a health professional.

						 NEW
		MCK55TVM	MC55UVM	MC40UVM	MC30VVM	MC30YVM7
	Humidification		---	---	---	---
1	Temperature and humidity sensors		---	---	---	---
2	Dust (PM2.5/dust) and odour sensor lamps				---	---
3	Dust (PM2.5/dust) sensor lamps	---	---	---		---
4	Dust and odour sensor lamps	---	---	---	---	---
5	Streamer discharge				---	
6	Active plasma ion			---	---	---
7	Electrostatic HEPA filter					
8	Electric dust collection	---	---	---	---	---
9	Pleated dust collection filter	---	---	---	---	---
10	Titanium apatite deodorising filter	---	---	---	---	---
11	Deodorising Filter					
12	Moist mode		---	---	---	---
13	Econo mode					---
14	Auto fan mode					---
15	Anti-pollen mode					---
16	Sleep mode	---	---	---	---	---
17	Turbo mode					
18	Off timer	---	---	---	---	---
19	Child proof lock			---	---	---
20	Brightness adjustment				---	---
21	Auto-restart after power failure					
22	Stabilizer free					
23	Haze (PM2.5) Mode	---	---	---	---	

1 Temperature and humidity sensors

Humidity is detected and shown by an easy-to-understand indicator

2 Dust (PM2.5/dust) and odour sensor lamp

"Triple detection" is performed by a dust sensor (which distinguishes small particles, such as PM2.5 and larger particles of dust, and reacts accordingly) and an odour sensor.

3 Dust (PM2.5/dust) sensor lamp

A dust sensor detects house dust and PM 2.5 ultrafine particles approx. 2.5µm and smaller, and the lamps indicate air quality

4 Dust and odour sensor lamps

Dust and odours are detected and shown in 3 easy-to-understand colours to indicate the level

5 Streamer Discharge

This function quickly decomposes odours and allergens, etc., with high speed electrons that have a powerful ability to oxidize.

6 Active plasma ion

The active plasma ion technology decomposes odours and allergens in the air by plasma ions with strong oxidizing power.

7 Electrostatic HEPA filter

There is a high-performance filter that catches 99.97% of 0.3µm fine particles and requires no changing for 10 years.

8 Electric dust collection

Dust and pollen are collected by charging them positively and using the electrostatic dust collection filter charged negatively.

9 Pleated dust collection filter

Very economical, the air purifier comes standard with 5 replacement filters. You will not have to buy filters for 10 years (1 filter can be used for 2 years).

10 Titanium apatite deodorising filter

Odours and allergens are thoroughly adsorbed by the titanium apatite and then removed.

11 Deodorising Filter

Odours and adjuvants are caught on the catalyst and decomposed by the power of streamer.

12 Moist mode

Automatic control maintains relatively high humidity that is gentle to the throat and the skin.

13 Econo mode

Operation automatically switches only between "Quiet" and "Low" modes in accordance with the degree of polluted air.

14 Auto fan mode

The air purifier is run, without wasteful operation, only in accordance with the level of pollutants in the air, which is detected by the sensor

15 Anti-Pollen Mode

Switching between "standard" and "low" modes to create a gentle turbulence, pollen is caught before it lands on the floor.

16 Sleep mode

Operation automatically switches only between "Quiet" and "Low" modes in accordance with how polluted the air is. This is recommended for times such as when sleeping.

17 Turbo mode

This convenient mode provides high-power operation to quickly clean the air in a room when, for example, you come home or when you have guests over.

18 Off timer

Operation stop time can be set.

19 Child proof lock

This can be used to prevent small children from mishandling the air purifier.

20 Brightness adjustment

The brightness of the indoor panel lamp can be adjusted.

21 Auto-Restart after power failure

The air purifier memorises the settings for mode, airflow, etc., and automatically returns to them when power is restored after a power failure.

22 Stabilizer Free

Stabilizer free operation protects the vital components of machine from power fluctuations. With this function installing stabilizer becomes needless (voltage range protection : 180~264V). If power fluctuation is beyond the limit mentioned then a stabilizer is required.

23 Haze (PM2.5) mode

The dust absorption capacity at a Turbo fan speed to fast cleanse the indoor air.

LEAKPROOF COOPER TUBE

Easy to fit, Tight Connection

TIGHTFIT

Gas Tight Join II





As the world's leading air-conditioning specialist, Daikin aims to provide a full range of support, right down to the smallest details such as pipe connections.

Introducing Tightfit, Daikin's non-brazed piping connection that provides hassle-free and quick installation.

With no brazing required, Tightfit's cutting-edge technology is set to revamp piping installation with secure, leak-free connections that protect compressors and ensure long-lasting air-conditioning systems.

Why Tightfit?



Quick & Easy Installation




Quality Assurance



Fire-free and Safe



Hassle-Free



System Reliability




Cost Savings



QUICK & EASY INSTALLATION

Traditional brazing requires many heavy tools such as gas cylinders and other brazing equipment, which also requires the expertise of trained installers to operate. However, Tightfit installation only needs 2 adjustable wrenches and a dedicated Tightfit ruler, making installation quick and easy for anyone.

Traditional Brazing



- ★ Acetylene gas cylinder
- ★ Oxygen gas cylinder
- ★ Nitrogen gas cylinder
- ★ Brazing torch
- ★ Brazing hoses
- ★ Pressure regulator
- ★ Brazing rod

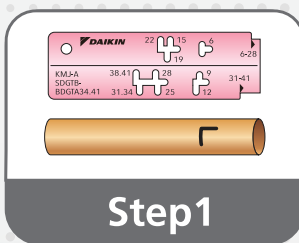
VS

TIGHTFIT Installation

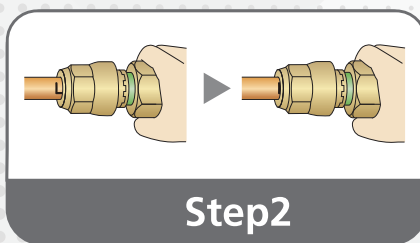


- ★ Tightfit ruler
- ★ 2 adjustable wrenches

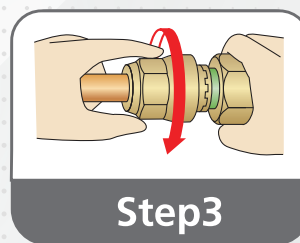
Tightfit installation can be completed in just 4 simple steps, ensuring speed and ease in installing secure pipe connections.



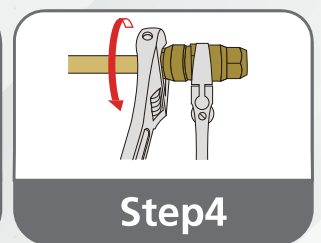
Step1



Step2



Step3



Step4

With Tightfit's quick and easy installation, jobs can be completed fast with minimal disruptions to operations. Installers can quickly complete jobs over the weekend, or even during weekdays without any disturbance to daily building operations.



FIRE-FREE & SAFE

As Tightfit does not require brazing, there is no risk of handling high pressure and flammable gases. This fire-free installation completely eliminates fire hazards and ensures safety for all workers onsite.

This also helps to eliminate risks of structural fires, which could potentially result in major injuries and financial losses.



SYSTEM RELIABILITY

For installation with traditional brazing, nitrogen purge must be done to ensure that there is no copper oxide formed inside the copper pipes. This is crucial because copper oxide could cause the compressor to fail prematurely.

Risk of Copper Oxide



Copper oxide will form inside copper pipes if nitrogen is not used to displace oxygen during brazing (aka nitrogen purge)

Overtime, copper oxide particles will travel to the compressor during operation of the air-conditioner, leading to compressor failure

With Tightfit's fire-free installation, there is no risk of copper oxide, which prevents early compressor failure. This helps to prolong the lifespan of air-conditioners and greatly reduce the risk of costly repairs.

Warranty Coverage across the life span of compressor

Average lifespan of compressor: 10-15 years

Manufacturer: Average 3 years User: Bear the risk for next 7-12 years

Average 3 years by Manufacturer

7-12 years by User

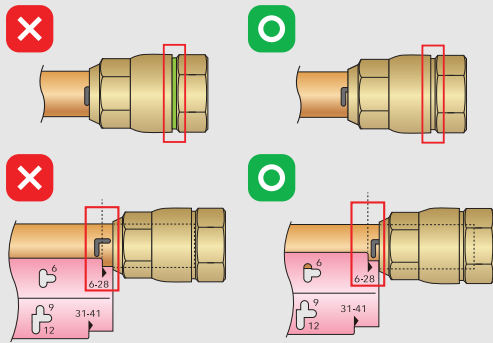
Using Tightfit would significantly reduce the risk of failure and maximise the lifespan of the compressor.



QUALITY ASSURANCE

Tightfit has met all quality and safety standards and achieved ISO14903 certification, ensuring the product's superior performance and quality.

During Tightfit installation, it is also easy to check for any installation error and allow prompt rectification immediately, hence eliminating any risk of improper installation. Tightfit is guaranteed to provide tight and leak-free connections.



Easily Check for Correct Installation

Error in installation can also be immediately identified if:

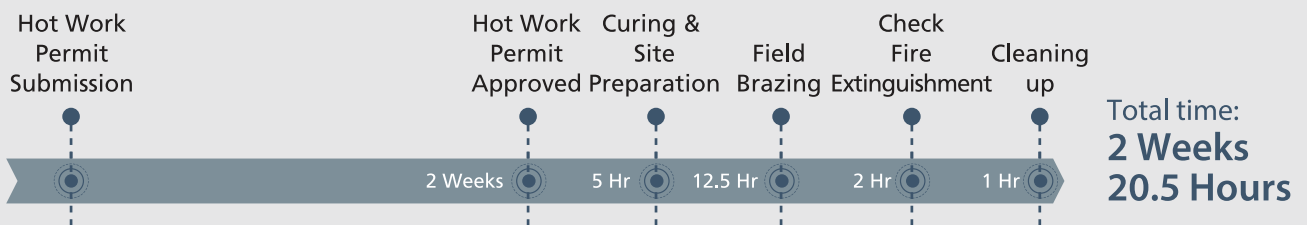
- 1) Green marking is still visible after tightening
- 2) L/T shape falls outside the notch



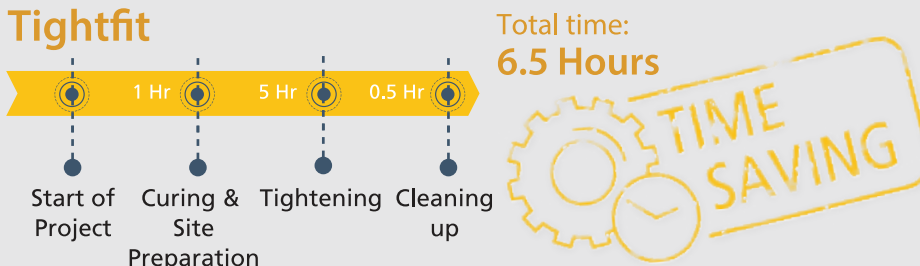
HASSLE-FREE

Since brazing is not required for Tightfit installation, there is no need to apply for hot work permits or submit complex forms for specialised manpower and fire safety officers. This greatly minimises the administrative processes and reduces the heavy preparation process. Projects can be completed much faster with Tightfit, saving time and costs.

Brazing



Tightfit






COST SAVINGS

Tightfit's fire-free, quick and easy installation **allows visible cost savings** that would have been incurred from other installation methods. Using Tightfit can potentially **save costs** on the following:



No Specialised Labour

No need to hire specially trained installers or fire safety officers



Reduced Labour Hours

Tightfit requires only 1/3 of installation time compared to brazing, and only 1 person is required to complete the connection



No Expensive Special Tools

No need for special tools or safety gear used in brazing, Tightfit only requires 2 adjustable wrenches



Less Probability of Breakdown

Tightfit eliminates external risks during installation and prevents early compressor failure, which minimises the risk of maintenance and replacement

Potential Applications

MALLS



Tightfit's quick and easy installation allows work to be completed quickly without affecting mall traffic and business.

OFFSHORE RIGS



Tightfit is ideal for installation on offshore rigs as a non-brazed pipe connection, which completely eliminates fire hazards.

DATA CENTRES



As data centres need to be constantly operating, Tightfit provides the perfect solution because of how fast it can be installed without disrupting operations. There is also no risk of fire hazards because no brazing is needed.

AIRPORTS



With Tightfit's quick and fire-free installation, there is minimal disruptions to operations. Using Tightfit also ensures greater system reliability, which further minimises the risk of repairs.

PETROL STATIONS



Tightfit's fire-free installation is ideal for petrol stations, where fire hazards are eliminated.

HOSPITALS



Indoor air quality is especially important in hospitals, which is why Tightfit works best because installation can be done without brazing.

OIL & GAS REFINERIES



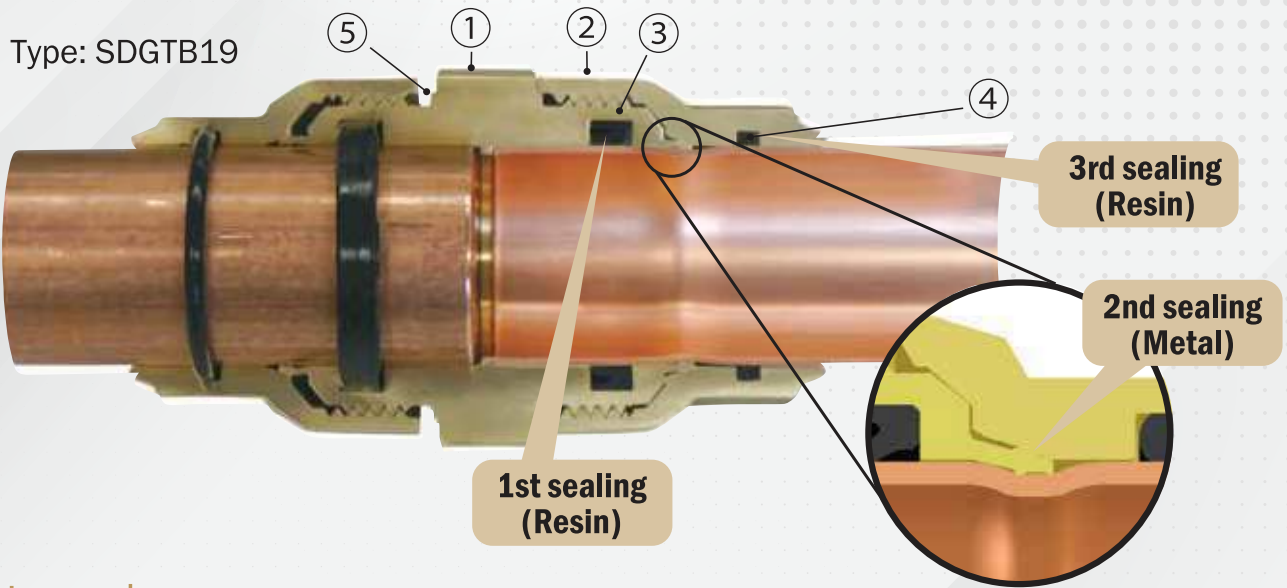
With no brazing required, Tightfit is safe and easy to install in oil & gas refineries.

LABORATORIES



Tightfit's fire-free installation can be completed safely and quickly without affecting operations in the laboratories.

Tightfit Mechanism



Legend

Name	Material	Remark
① Main body	C3771	Forged and Machined Brass
② Nut	C3771	Forged and Machined Brass
③ Gasket	IIR	Main sealing
④ O-ring	EPDM	Secondary sealing & moisture stopper
⑤ Indicator	Luminous marker	Green color

Full line-up

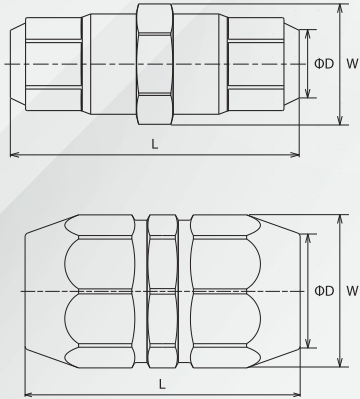
Standard Joint	Asymmetry Joint
----------------	-----------------



Size	Model name	Size	Model name	Size	Model name	Size	Model name
Φ6.35	SDGTB06	Φ9.52-6.35	SDGTB0906				
Φ9.52	SDGTB09	Φ12.70-9.52	SDGTB1209				
Φ12.70	SDGTB12	Φ15.88-12.70	SDGTB1512				
Φ15.88	SDGTB15	Φ19.05-15.88	SDGTB1915				
Φ19.05	SDGTB19	Φ22.22-19.05	SDGTB2219				
Φ22.22	SDGTB22	Φ25.40-22.22	SDGTB2522				
Φ28.58	SDGTB28	Φ28.58-25.40	SDGTB2825				
Φ34.92	BDGTA34	Φ34.92-28.58	SDGTB3428				
Φ41.28	BDGTA41	-	-				

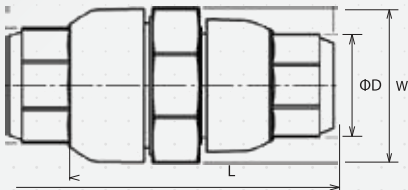
Dimension & Weight

Standard Joint



Size	L (mm)	W (mm)	Weight (g)
Φ6.35	50.4	15.0	43.0
Φ9.52	55.0	19.9	79.0
Φ12.70	59.0	23.5	113.0
Φ15.88	74.0	30.0	210.0
Φ19.05	76.8	34.6	273.0
Φ22.22	83.4	40.2	292.0
Φ28.58	88.0	46.7	515.0
Φ34.92	101.5	51.1	686.0
Φ41.28	103.5	58.3	881.0

Asymmetry Joint



Size	L (mm)	W (mm)	Weight (g)
Φ9.52-Φ6.35	52.7	19.9	67.0
Φ12.70-Φ9.52	57.5	23.5	101.0
Φ15.88-Φ12.70	65.0	30.0	164.0
Φ19.05-Φ15.88	76.8	34.6	244.0
Φ22.22-Φ19.05	81.5	40.2	358.0
Φ25.40-Φ22.22	85.8	43.5	444.0
Φ28.58-Φ25.40	88.1	46.7	505.0
Φ34.92-Φ28.58	101.5	51.1	645.0

Application Examples




OFFICES

Tightfit's quick and easy installation allows jobs to be completed over the weekend without affecting daily office operations.

Some project references include:

- Nueva Córdova's Building (Chile)
- Twin Engine, Pune (India)
- Vasanth & Co, Chennai (India)



HOTELS

With no brazing required, Tightfit installation can take place without compromising on the safety and comfort and of hotel guests.

Some project references include:

- St. Regis Bermuda Hotel (Bermuda)



RESIDENCES

As Tightfit is fire-free and safe to install, residence owners will be granted a peace of mind during installation. The quality assurance of Tightfit also guarantees leak-free connections and reliable air-conditioning systems for many years to come.

Some project references include:

- Ruparel Ariana, Mumbai (India)
- BW Residential Building (Brazil)
- MANSÃO BAHIANA DE TENIS (Brazil)
- Residência Samuel Locks (Brazil)
- Villa 91 Vinhomes Central Park (Vietnam)
- Villa – My Tho (Vietnam)
- Vineet Bhatt Residence, Delhi (India)
- Trump Tower (Philippines)
- Oficina Laboratorio Casasco (Argentina)



RENOVATION

Without having to do brazing, Tightfit installation eliminates any fire hazard risks onsite. There is also no need to bring heavy tools, allowing quick and safe installation given the limited time and space.

Some project references include:

- Concessionaire Toyota Ferro (Argentina)
- Toyota Panamericana (Argentina)
- Great Eastern Street Hotel (United Kingdom)
- INTER-WA HOME OFFICE (Thailand)
- Yue Hwa Building (Singapore)
- Umeda Center Building (Japan)



APAKAH ITU DAIKIN PROSHOP?

Daikin Dealer spesialis AC Home Central yang sudah tersertifikasi dalam memberikan total solusi AC & menerapkan K Aidan Method



MENGAPA MEMILIH DAIKIN PROSHOP?

CONSULTATION POWER

Customer dapat mengkonsultasikan design tata udara dan direkomendasikan sistem yang sesuai dengan kebutuhan konsumen



INSTALLATION POWER

Teknisi Proshop mengutamakan pemasangan berkualitas dan mengaplikasikan **K Aidan Method**



TOOLS POWER

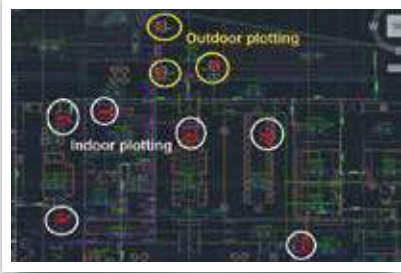
Setiap pembelian dan pemasangan Home Central di Daikin Proshop mendapatkan ***5 Tahun Garansi Kompresor dan *1 Tahun Garansi Instalasi**



AFTERSALES POWER

Merespon kebutuhan Konsumen ***1 x 24 Jam**





1. KOORDINASI DESIGN

Konfirmasi terlebih dahulu untuk posisi unit & simpan unit di tempat kering.



2. INSTALASI PIPA

Memotong & flaring pipa refrigrant harus menggunakan alat khusus potong & flaring.



3. INSTALASI INDOOR

Pastikan indoor terpasang horizontal lurus untuk memperlancar pembuangan air kondensasi & bungkus indoor supaya terlindung dari debu kotoran.



4. INSTALASI GANTUNGAN & PIPA PEMBUANGAN

Gantungan harus dipasang setiap 1,2-1,5 m & kemiringan pipa pembuangan harus 1:100



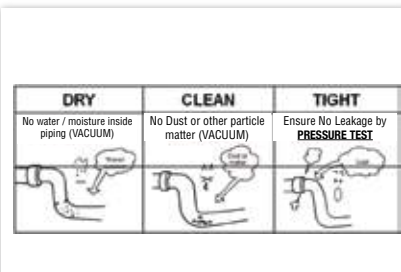
5. PENGELASAN

Harus menggunakan Nitrogen untuk mencegah oksidasi di dalam pipa.



6. INSTALASI OUTDOOR

Pastikan outdoor dipasang di tempat terbuka & tersedia area yang cukup untuk service & perawatan.



7. VACUUM & TEST TEKAN

Memastikan pipa dalam kondisi kering (tidak ada uap air), bersih dan tidak ada kebocoran pipa refrigerant



8. PENGISIAN FREON

Gunakan alat timbang freon untuk pengisian presisi



9. TEST COMMISIONING

Untuk memastikan unit beroperasi normal




10. OPERATION MANUAL

Menjelaskan kepada konsumen bagaimana mengoperasikan AC



11. DAIKIN SUPERVISI

Pemasangan mendapatkan supervisi langsung dari Daikin



12. DOKUMEN SERAH TERIMA

Dealer Proshop akan menyediakan :

- Gambar sistem AC
- Seleksi unit
- Laporan supervisi Daikin



Get Your Privilege
Services for Proshop Card Holder

PROSHOP CARD



VISIT OUR SHOWROOM

BRAND PARTNERS



and many more..

PREMIUM PROSHOP SHOWROOM JAKARTA

PT CIPTA SEJAHTERA LESTARI



Jl. Rukan Artha Gading Niaga C/30 Kelapa Gading, Jakarta Utara
Telp : 021 - 4587 0953
ciptaSL@daikinpro-shop.com

PT JUAN TEKNIK



Jl. Pluit Barat 1 No.42, Pluit, Jakarta Utara
Telp : 021 - 6682 980, 6667 8555
juan.teknik@daikinpro-shop.com

PT AIRCON DUARIBU PRATAMA



Ruko Manyar Permai Blok B8 - PIK, Jakarta Utara
Telp : 021 - 2907 3777, 2907 3999
aircon2000@daikinpro-shop.com

PT PANDILLA DESCO JAYA



Ruko Altira Blok H03, Blok H No 12-15, Sunter Jaya, Jakarta Utara
Telp : 021 - 2188 23 80/81
desco@daikinpro-shop.com

PT STHIRA NUSANTARA



Jl.Pangeran Jayakarta Ruko 135, No. A6 & A7, Jakarta Pusat
Telp : 021 - 6230 2345
sthira@daikinpro-Shop.com

PT SUMBER SURYASUKSES MANDIRI



Jl. RS Fatmawati No.3B - Jakarta Selatan
Telp : 021 - 7581 6176, 769 6855, 769 6864
ssm@daikinpro-shop.com

PT INTI GLOBAL SELARAS



Jl. Cipinang Jaya No.14 D-E, Cipinang Besar Utara, Jatinegara,
Jakarta Timur Telp : 021 - 2286 3002, 150 0200, 8661 7180
igs@daikinpro-shop.com

PT TANGGA ERA BATU



Jl. Dr. Saharjo No.38 B, RT.4/RW.8, Ps. Manggis, Kota Jakarta
Selatan, Daerah Khusus Ibukota Jakarta 12960
Telp : 021 - 83708494
tanggaerabatu@daikinpro-shop.com

PT VENNOTE KOKOH LESTARI



Pulo gadung Trade Centre, Blok 8 I no 27, Jl Raya Bekasi KM 21, RW 3,
Rawa Terate, Cakung, Jakarta Timur 13920
Telp : 021-4680 0122 / 0816 784847
vennotekokohlestari@daikinpro-shop.com

PT TETRA ANEKA TEKNIK



Ruko Golf Island PIK 2 - Rukan palladium Pintu utama Lt 1 Blok J2
No 39; Golf island RG1J No 39 – Pantai Indah Kapuk
Telp : 021 - 626 6568 / 626 6569
tetra@daikinpro-shop.com

PT UTAMA SINERGI PERSADA



Jl. Kemang Timur No. 88, Bangka, Mampang Prapatan, Jakarta Selatan
12730 , DKI Jakarta, Indonesia
Telp : 021 2271 8870 / 021 722 1277
usp@daikinpro-shop.com

KENCANA MAKMUR



Jl. Pos Pengumben 28B, Jakarta Barat
Telp : 021 - 53652222, 53653982, 5868259
kencanamakmur@daikinpro-shop.com

TANGERANG

PT WISANAMITRA AGRAKARYA



Sentra Bisnis Artha Gading A6-B No 27, Kelapa Gading, Jakarta 14240
Telp : 021 4587 3999
wisanamitra@daikinpro-shop.com

PT KENZO ADIPERKASA



Ruko Crown Green Lake blok E no 23 , Greenlake City, Cipondoh,
Tangerang
Telp : 021 - 5433 3890, 5433 3718, 5433 3989
kenzo@daikinpro-shop.com

PT MITRA WARGA - GADING SERPONG



Jl. Raya Kelapa Puan blok AF 1 / 28, Gading Serpong, Tangerang
Telp : 021 - 5464 805
mitra.warga@daikinpro-shop.com

PT MITRA WARGA - ALAM SUTERA



Unit 56-58 Open Door, The Flavor Bliss, Jl. Alam Sutera Boulevard,
Tangerang Selatan
Telp : 021 5464 808 / 021 547 0677
mitra.warga@daikinpro-shop.com

CIKARANG

PT SINAR BERKAT HARAPAN



Ruko Kebayoran Arcade 3 Blok KA/E1 No.11 , Jalan Boulevard Bintaro Kel. Pd. Pucung , Kec. Pd Aren , Tangerang Selatan, Banten 15229
Telp : 021-2221 1464
sbh@daikinpro-shop.com

PT MITRA WARGA - CIKARANG



Ruko Metro Boulevard A8, Jalan Niaga Raya, Pasirsari, Cikarang Selatan, Pasirsari, Cikarang Sel., Kabupaten Bekasi, Jawa Barat 17530
Telp : 021 5464 808 / 021 547 0677
mitra.warga@daikinpro-shop.com


SURABAYA

PT MULTI MAKMUR SOLUSI



Ruko Sentra Taman Gapura G-9 Gwalk Citraland, Surabaya
Telp : 031 - 7400 102
multimakmursolusi@daikinpro-shop.com

PT MITRA SOLUSI NUSANTARA



Jl. Karimun Jawa no 1-2, Surabaya
Telp : 031 - 9944 5398
mitrasolusi@daikinpro-shop.com

PT ANJAYA PARAMUDYA PERKASA



Jl Perak Timur 198, Surabaya
Telp : 031 - 329 5198
anjaya@daikinpro-shop.com

PT DAVINDO ANUGERAH UNGGUL



Ruko Pasar Modern Puncak Permai, Jl. Raya Darmo Permai III No. 23, Sukomanunggal, kec. Sukomanunggal, Surabaya
Telp : 031 - 5961 832
davindo@daikinpro-shop.com

SOLO

ABADI MAKMUR BERKAT ANUGERAH



Spazio Office (Unit 610) Kompleks Graha Festival Kav. No 3
Jl. Mayjen Yono Soewoyo, Graha Family, Surabaya
Telp : 0852 3130 9888
amba@daikinpro-shop.com

CV NEW LEADER



Jl. Moh. Yamin No.82, Solo
Telp : 0271 - 664 541 / 656 818
newleader@daikinpro-shop.com

SOLO

PT UTAMA BINTANG ERKONPERSADA



Ruko Gading Regency 2 no.7, Jl. Indronoto, Ngabeyan, Katrasura,
Sukoharjo Regency, Cetral Java
Telp : 0271 623 154 / 624 960
ube@daikinpro-shop.com

BALI

CV ARTIC



Jl. Bypass Ngurah Rai No.750, Sidakarya, Denpasar Selatan,
Kota Denpasar, Bali
Telp : 0361 - 221 597 / 0812 3645 8888

BANDUNG

CV SURYALAYA



Jl. Naripan No.109, Bandung
Telp : 022 - 426 4455 / 426 4456
suryalaya@daikinpro-shop.com

BATAM

PT DAMAI LESTARI SEJAHTERA



Ruko Mahkota Raya Blok B No.12, Batam Centre, Batam
Telp : 08778 7433733 / 08778 7433762 / 0812 9478 7433
DLS@daikinpro-shop.com

YOGYAKARTA

PT ASERIO GRAHA ERKON



Jalan Kaliurang Km 9.3 Sleman Yogyakarta
Telp : 08112630977 / 0274 - 885328
alva@daikinpro-shop.com

PT CIPTA SEJAHTERA LESTARI - BALI



Jl. Buluh Indah No.68A, Pemecutan Kaja, Kec. Denpasar Utara, Kota
Denpasar, Bali 80118
Telp : 0812 3269 3366
ciptaSL@daikinpro-shop.com

CIREBON

PT REJEKI ABADI TEKNIK



Jl. Kalitanjung no.46, Karyamulya, Kec. Kesambi, Kota Cirebon, Jawa Barat
Telp : 0231 - 481 342 / 0816 784847
rat@daikinpro-shop.com

PALEMBANG

PT LESTARI MITRA NIAGA



Jl. Bambang Utoyo, Kelurahan Duku Kecamatan Ilir Timur II, Kota Palembang,
Sumatera Selatan
Telp : 0813 6811 7899
LMN@daikinpro-shop.com

PEKANBARU

CV BERKAT JAYA



Jl. Riau No.181C, kel. air hitam, kec. payung sekaki, Pekanbaru,

Riau 28291

berkatjaya@daikinpro-shop.com

