




Warning  ● Ask a qualified installer or contractor to install this product. Do not try to install the product yourself. Improper installation can result in water or refrigerant leakage, electrical shock, fire or explosion.

● Use only those parts and accessories supplied or specified by Daikin. Ask a qualified installer or contractor to install those parts and accessories. Use of unauthorised parts and accessories or improper installation of parts and accessories can result in water or refrigerant leakage, electrical shock, fire or explosion.

● Read the user's manual carefully before using this product. The user's manual provides important safety instructions and warnings. Be sure to follow these instructions and warnings.

If you have any enquiries, please contact your local importer, distributor and/or retailer.

Cautions on product corrosion

1. Air conditioners should not be installed in areas where corrosive gases, such as acid gas or alkaline gas, are produced.
2. If the outdoor unit is to be installed close to the sea shore, direct exposure to the sea breeze should be avoided. If you need to install the outdoor unit close to the sea shore, contact your local distributor.



VRV IV S SERIES



For residential and commercial use

Dealer

PT. DAIKIN AIRCONDITIONING INDONESIA

HEAD OFFICE :
 Wisma KEIAI 18th Floor
 Jl. Jendral Sudirman Kav. 3, Jakarta Pusat 10220
 Telp : +6221 5724 377
 Fax : +6221 5724 366/55
 Website : www.daikin.co.id



Management System
 ISO 9001:2015
 www.tuv.com
 ID 82410015053

- **SERVICE AND SPARE PARTS :** Rempoa, Telp. : 021-736 92899 | Cirebon, Telp. : 0231-880 2760 | Samarinda, Telp. : 0541-252 2889 | Banjarmasin, Telp. : 0511-326 8168
- **TRAINING CENTER :** Sunter, Telp. : 021-295 61950 • **BRANCH :** Bekasi, Telp. : 021-294 50585 | Tangerang, Telp. : 021-531 41195 | Bandung, Telp. : 022-522 5150 | Semarang, Telp. : 024-841 2695 | Yogyakarta, Telp. : 0274-551 321 | Surabaya, Telp. : 031-503 1138 | Denpasar, Telp. : 0361-900 5514 | Makassar, Telp. : 0411-8052 691 | Palembang, Telp. : 0711-573 2282 | Pekanbaru, Telp. : 0761-561 139 | Medan, Telp. : 061-4200 8866 | Manado, Telp. : 0341-719 1199

Daikin Contact Center : 0800 1 081 081 (Toll Free)

DAIKIN CONTACT CENTER
 0800 1 081 081
 BEBAS PULSA
 365 hari/tahun
 Jam Beroperasi :
 Senin - Jumat :
 07.00 - 19.00 WIB
 Sabtu - Minggu & Libur Nasional :
 08.00 - 17.00 WIB

R-410A

Cooling Only 50 Hz

Engineered for Flexibility

First launched in Japan in 1982, the Daikin VRV system has been embraced by world markets for over 30 years. Now, Daikin proudly introduces the new VRV IV S series-the ideal air conditioning system for homes, shops and offices.

VRV IV S SERIES

VRV indoor units combine with residential indoor units, all in one system.



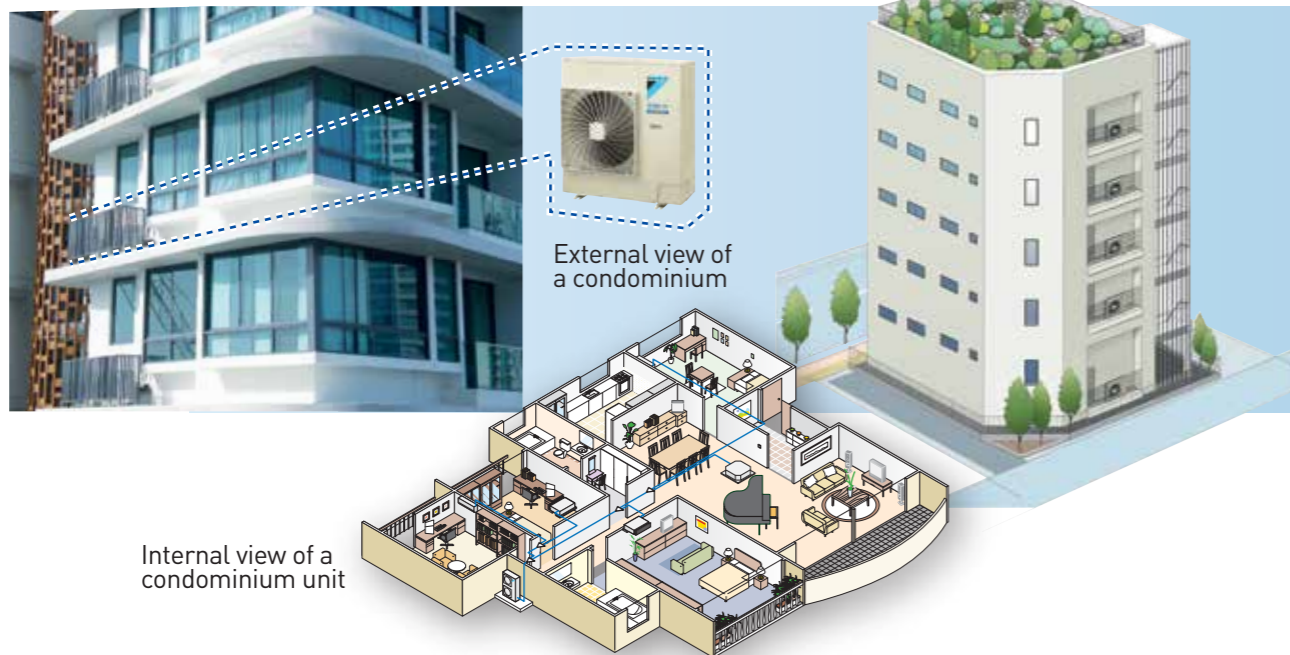
* VRV is a trademark of Daikin Industries, Ltd.



Main Features

Compact & lightweight design

The new design has been optimised for the VRV IV S series, with the height of 4 HP to 5 HP models reduced to only 990 mm. This design gives the building a sleek look externally and provides the occupants with a clear, unobstructed view of the scenery. The VRV IV S series is now slim and compact, with outdoor units that require minimal installation space.



Enhanced lineup

To suit a variety of room sizes, VRV IV S series expands our range to include 8 HP and 9 HP.

VRV IV S SERIES



Lineup

5 models

Model Name	RXMQ4AVE	RXMQ5AVE	RXMQ6AVE	RXMQ8AY1	RXMQ9AY1
Power Supply	1-phase, 220-230 V/220 V, 50/60 Hz			3-phase, 380-415 V, 50 Hz	
Capacity Range	4 HP (11.2 kW)	5 HP (14.0 kW)	6 HP (16.0 kW)	8 HP (22.4 kW)	9 HP (24.0 kW)
Capacity Index	100	125	150	200	215

Wide variety of indoor units

Indoor units can be selected from 2 lineups, both VRV and residential indoor units, to match rooms and preferences. A mixed combination of VRV indoor units and residential indoor units can be included into one system, opening the door to stylish and quiet indoor units.

Elegant appearance with European style



FTKJ-N series indoor unit

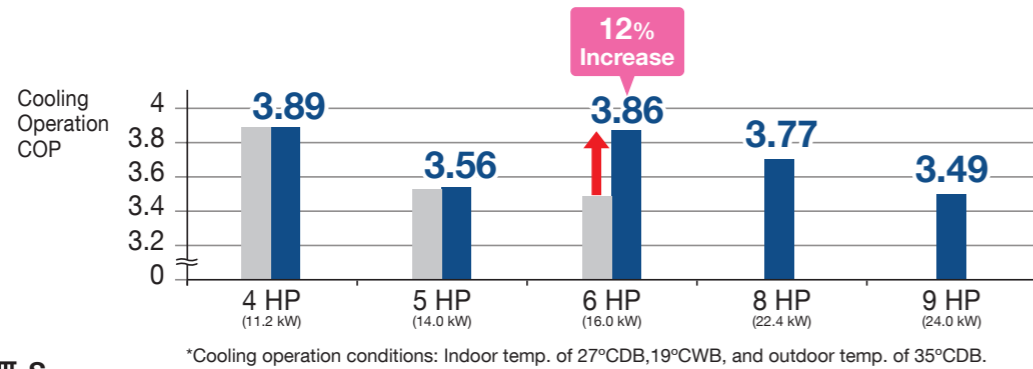


Main Features

Energy saving

Higher Coefficient of Performance (COP)

VRV IV S series provides greater energy saving as compared to VRV III S series, especially for 6 HP.



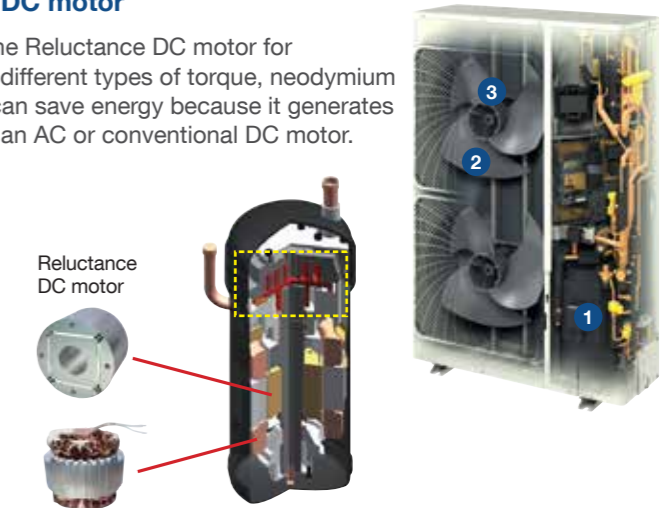
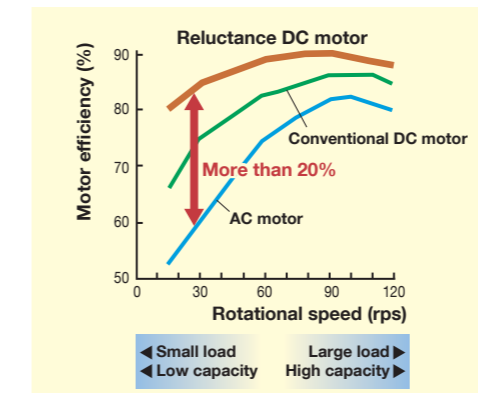
VRV III S
VRV IV S SERIES

Collection of cutting-edge technologies realises efficient and quiet operation

The high efficiency compressor to achieve a higher COP

1 Compressor equipped with Reluctance DC motor

Daikin DC inverter models are equipped with the Reluctance DC motor for compressor. The Reluctance DC motor uses 2 different types of torque, neodymium magnet*1 and reluctance torque*2. This motor can save energy because it generates more power with a smaller electric power than an AC or conventional DC motor.



Note: Data are based on studies conducted under controlled conditions at a Daikin laboratory using Daikin products.

*1 A neodymium magnet is approximately 10 times stronger than a standard ferrite magnet.

*2 The torque created by the change in power between the iron and magnet parts.

>> Smooth sine wave DC inverter

Use of an optimised sine wave smoothes motor rotation, further improving operating efficiency.



Quiet operation

Nighttime quiet operation function

Operation sound level selectable from 3 steps for the night mode

Mode 1. Automatic mode

Set on the outdoor PCB. Time of maximum temperature is memorised. The low operating mode will initiate 8 hours*1 after the peak temperature in the daytime, and normal operation will resume 10 hours*2 after that. The operation sound level for the night mode can be selected from 49 dB(A) (Step 1), 46 dB(A) (Step 2) and 43 dB(A) (Step 3).*3

Mode 2. Manual mode

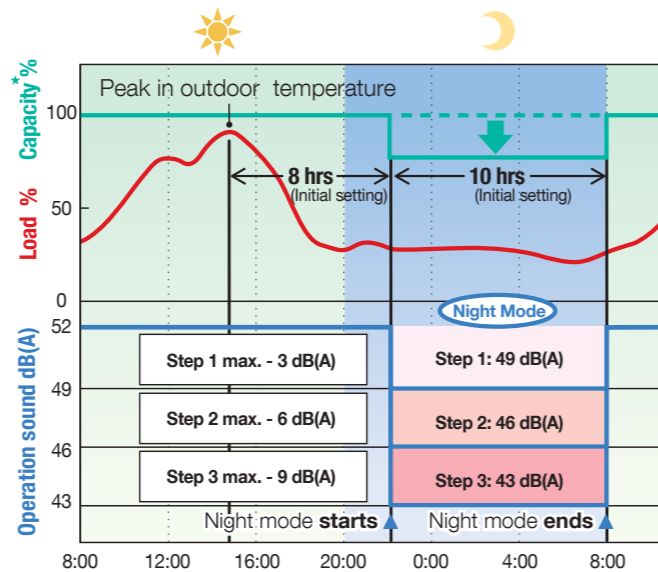
Starting time and ending time can be input. (An external control adaptor for outdoor unit, DTA104A53/61/62, and a locally obtained timer are necessary.)

Mode 3. Combined mode

Combinations of modes 1 and 2 can be used depending on your needs.

*1. Initial setting. Can be selected from 6, 8 and 10 hours.
*2. Initial setting. Can be selected from 8, 9 and 10 hours.
*3. In case of 4 HP outdoor unit during cooling operation

Mode 1. Automatic mode



Note: • This function is available in setting at site.
• The relationship of outdoor temperature (load) and time shown in the graph is just an example.
* The capacity reduction rate differs depending on the operation sound level step selected.

RXMQ4, 5, 6AVE

>> Swing compressor

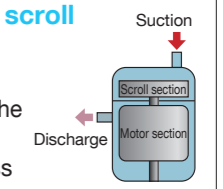
Daikin swing compressor has integrated the rotor with the blade, completely solving the refrigerant leakage and the wear problem caused by the mechanical friction between the rotor and the blade, which enhances the compressor efficiency and makes the compressor more quiet and durable.



RXMQ8, 9AY1

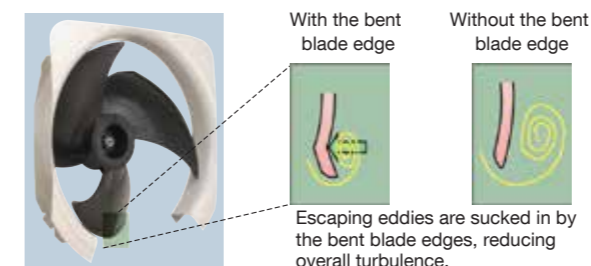
>> The structural scroll

Sucked gas is compressed in the scrolling part before the heated motor, so that the machine compresses the non-expanded gas, resulting in high efficiency compression.



2 Smooth Air Inlet Bell Mouth and Aero Spiral Fan

These two features work to reduce sound. Guides are added to the bell mouth intake to reduce turbulence in the airflow generated by fan suction. The Aero Spiral Fan features fan blades with the bent blade edges, further reducing turbulence.



3 DC fan motor

Efficiency improved in all areas compared to conventional AC motors, especially at low speeds.

DC fan motor structure



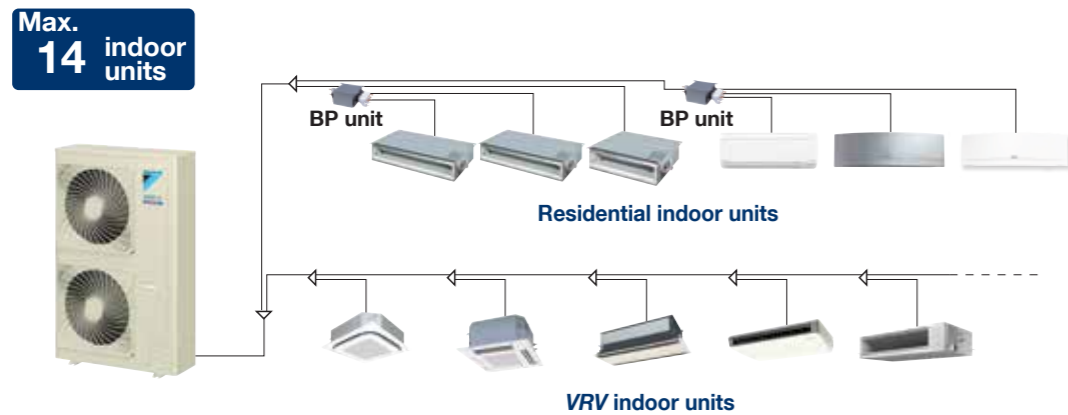
Main Features

Design flexibility and simplified installation

Connectable up to 14 indoor units

As many as 14 indoor units can be connected to a single outdoor unit, making the VRV IV S series a remarkably versatile system.

Note: Total capacity index of connectable indoor units must be 50-130% of the capacity index of the outdoor unit. Refer to page 46 for the maximum number of connectable indoor unit.



Automatic test operation

Simply press the test operation button and the unit performs an automatic system check, including wiring, stop valves, piping, and refrigerant charging amount. The results are returned automatically after the check finishes.

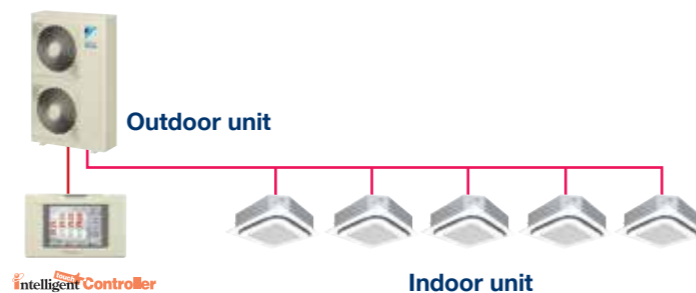
Simple wiring and piping connection

Unique piping and wiring systems make it possible to install a VRV IV S series quickly and easily.

>> Super wiring system

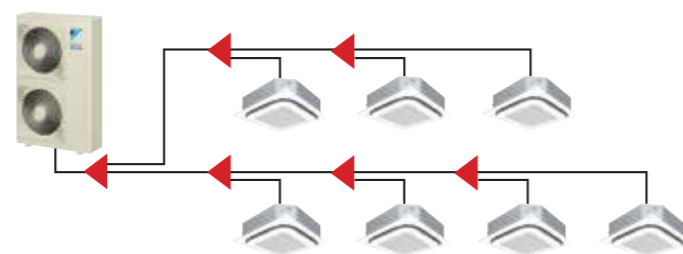
A super wiring system is used to enable shared use of the wiring between indoor and outdoor units and the central control wiring, with a relatively simple wiring operation.

The DIII-NET communication system is employed to enable the use of advanced control systems.



>> REFNET piping system

Daikin's advanced REFNET piping system makes installation easy. Only two main refrigerant lines are required in any one system. REFNET greatly reduces the imbalances in refrigerant flow between units, while using small-diameter piping.



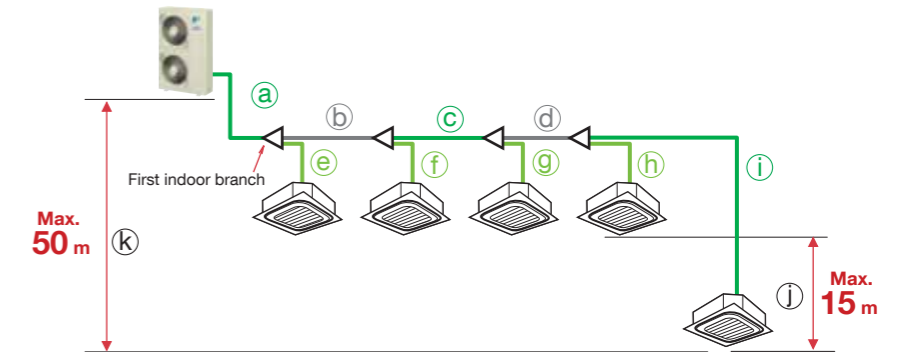
Long piping design possible

Long piping length offers flexibility in the choice of installation positions, and simplifies system planning.

When only VRV indoor units are connected

Actual piping length
Max. 120 m

Total piping length
Max. 300 m

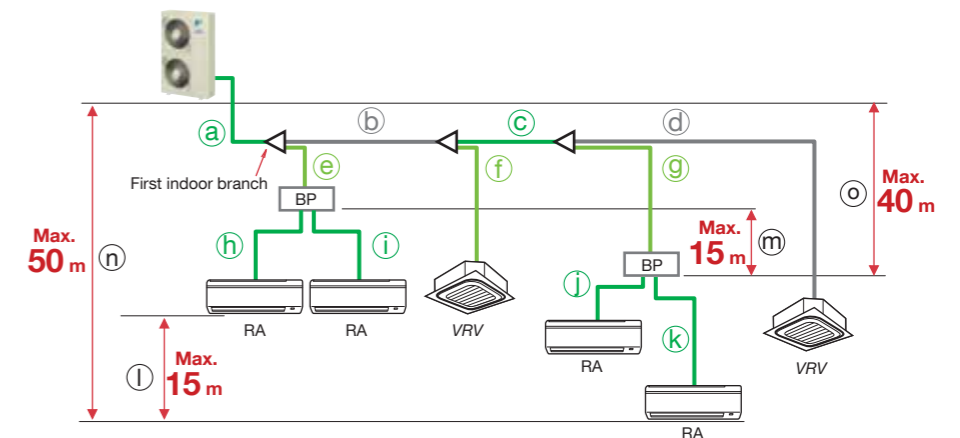


		4 HP	5 HP	6 HP	8,9 HP		
Max. allowable piping length	Refrigerant piping length	a+b+c+d+i	50 m	70 m	120 m	100 m	
	Total piping length	a+b+c+d+e+f+g+h+i	250 m	300 m	300 m	300 m	
	Between the first indoor branch and the farthest indoor unit	b+c+d+i	40 m	40 m	40 m	40 m	
Max. allowable level difference	Between the indoor units	j	10 m	15 m	15 m	15 m	
	Between the outdoor unit and the indoor unit	If the outdoor unit is above	k	30 m	30 m	50 m	50 m
	If the outdoor unit is below	k	30 m	30 m	40 m	40 m	

When a mixed combination of VRV and residential indoor units is connected or when only residential indoor units are connected

Actual piping length
Max. 100 m

Total piping length
Max. 250 m



		4 HP	5 HP	6-9 HP		
Max. allowable piping length	Refrigerant piping length	a+b+c+g+k, a+b+c+d	50 m	70 m	100 m	
	Total piping length	a+b+c+d+e+f+g+h+i+j+k	250 m	250 m	250 m	
	The first indoor branch - the farthest BP or VRV indoor unit	b+c+g, b+c+d	40 m	40 m	40 m	
Max. & min. allowable piping length	BP unit - indoor unit	If indoor unit capacity index < 60	h, i, j, k	2 m-15 m	2 m-15 m	2 m-15 m
		If indoor unit capacity index is 60	h, i, j, k	2 m-12 m	2 m-12 m	2 m-12 m
		If indoor unit capacity index is 71	h, i, j, k	2 m-8 m	2 m-8 m	2 m-8 m
Min. allowable piping length	Outdoor unit - the first indoor branch	a	5 m	5 m	5 m	
Max. allowable level difference	Between the indoor units	l	10 m	15 m	15 m	
	Between BP units	m	10 m	15 m	15 m	
	Outdoor unit - the indoor unit	If the outdoor unit is above	n	30 m	30 m	50 m
	If the outdoor unit is below	n	30 m	30 m	40 m	
	Outdoor unit - the BP unit	o	30 m	30 m	40 m	

Daikin offers a wide range of indoor units includes both **VRV** and residential models responding to variety of needs of our customers that require air-conditioning solutions.

VRV indoor units

Ceiling Mounted Cassette (Round Flow with Sensing) Type
FXFSQ-AV4




Presence of people and floor temperature can be detected to provide comfort and energy savings.

Ceiling Mounted Cassette (Round Flow) Type
FXFQ-AV4






360° airflow improves temperature distribution and offers a comfortable living environment.

Ceiling Mounted Cassette (Compact Multi Flow) Type
FXZQ-MVE4




Quiet, compact, and designed for user comfort

Ceiling Mounted Cassette (Double Flow) Type
New FXCQ-AVM4



Thin, lightweight, and easy to install in narrow ceiling spaces

Ceiling Mounted Cassette Corner Type
FXKQ-MAVE4






Slim design for flexible installation

Slim Ceiling Mounted Duct Type (Standard Series)
FXDQ-PDVE(T)4
FXDQ-NDVE(T)4

Slim design, quietness and static pressure switching

Slim Ceiling Mounted Duct Type (Compact Series)
FXDQ-SPV14

Slim and compact design for easy and flexible installation

Middle Static Pressure Ceiling Mounted Duct Type
FXSQ-PAV4




Middle external static pressure and slim design allow flexible installations

Ceiling Mounted Duct Type
FXMQ-PAV4
FXMQ-MVE4
New FXMQ-PVM






High external static pressure allows flexible installations

Outdoor-Air Processing Unit
FXMQ-MFV7






Combine fresh air treatment and air conditioning, supplied from a single system.

Ceiling Suspended Type
FXHQ-MAV7
FXHQ-AVM4 **New**



Slim body with quiet and wide airflow

Wall Mounted Type
FXAQ-AVM **New**






Stylish flat panel design harmonised with your interior décor

Floor Standing Type
FXLQ-MAVE4





Concealed Floor Standing Type
FXNQ-MAVE4



Suitable for perimeter zone air conditioning

Floor Standing Duct Type
FXVQ-NY14






Large airflow type for large spaces. Flexible interior design for each tenant.

Clean Room Air Conditioner
FXBQ-PVE4
FXBPQ-PVE4

Suitable for hospitals and other clean spaces



Air Handling Unit
AHUR

Integrate your air handling unit in a total solution for large size spaces such as factories and large stores.



Residential indoor units with connection to BP units

Slim Ceiling Mounted Duct Type
FDKS-EVMB4
FDKS-CVMB4



Slim and smooth design suits your shallow ceiling

Wall Mounted Type
FTKJ-NVM4W
FTKJ-NVM4S

Elegant appearance with European style

Wall Mounted Type
FTKS-DVM4
FTKS-FVM4

Stylish flat panel harmonises with your interior décor


Air treatment equipment

Heat Reclaim Ventilator
VAM-GJ



PM2.5 filtration unit
BAF





Ceiling Mounted Cassette (Round Flow with Sensing) Type

FXFSQ-A

Round flow with sensing



Ceiling Mounted Cassette (Round Flow) Type

FXFQ-A

ROUND FLOW



Wide variety of decoration panels (Option)

- Designer choice has been given a boost with the increase in number of new types of decoration panels.



Decoration Panel Lineup (Option)



*1.Sensing function is applicable when sensing panel is installed.
*2.These panels do not contain the sensing function.

Specifications

Ceiling Mounted Cassette (Round Flow with Sensing) Type

MODEL	FXFSQ25AV4	FXFSQ32AV4	FXFSQ40AV4	FXFSQ50AV4	FXFSQ63AV4	FXFSQ80AV4	FXFSQ100AV4	FXFSQ125AV4	FXFSQ140AV4	
Power supply	1-phase, 220-240 V/220-230 V, 50/60 Hz									
Cooling capacity	Btu/h	9,600	12,300	15,400	19,100	24,200	30,700	38,200	47,800	54,600
Power consumption	kW	0.028		0.035	0.038	0.061	0.092	0.144	0.170	0.194
Casing	Galvanised steel plate									
Sound level (H/HM/M/ML/L)	dB(A)	30/29.5/28.5/28/27		35/29.5/29/28/27	38/35/34.5/29.5/27	38/36/35.5/31.5/28	39/37/36/35.5/31	44/41/38/35/33	45/42.5/39.5/37/35	46/43.5/40.5/38/35
Dimensions (HxWxD)	mm	256x840x840						298x840x840		
Machine weight	kg	19		24	22	25		26		

Ceiling Mounted Cassette (Round Flow) Type

MODEL	FXFQ25AV4	FXFQ32AV4	FXFQ40AV4	FXFQ50AV4	FXFQ63AV4	FXFQ80AV4	FXFQ100AV4	FXFQ125AV4	FXFQ140AV4	
Power supply	1-phase, 220-240 V/220-230 V, 50/60 Hz									
Cooling capacity	Btu/h	9,600	12,300	15,400	19,100	24,200	30,700	38,200	47,800	54,600
Power consumption	kW	0.029		0.036	0.040	0.063	0.096	0.158	0.178	0.203
Casing	Galvanised steel plate									
Sound level (H/HM/M/ML/L)	dB(A)	30/29.5/28.5/28/27		35/29.5/29/28/27	35/33.5/29.5/28.5/27	36/35.5/31.5/31/28	37/36.5/36/35.5/29.5	43/40.5/37.5/35/33	44/41.5/39/36.5/33	46/43.5/40.5/38/35
Dimensions (HxWxD)	mm	256x840x840						298x840x840		
Machine weight	kg	19		22	25		26			

Note: Specifications are based on the following conditions:

- Cooling: Indoor temp.: 27°CDB, 19°CWB, Outdoor temp.: 35°CDB, Equivalent piping length: 7.5 m, Level difference: 0 m.
- Capacity of indoor unit is only for reference. Actual capacity of indoor unit is based on the total capacity index. (See Engineering Data Book for details.)
- Sound level: Anechoic chamber conversion value, measured at a point 1.5 m downward from the unit centre. During actual operation, these values are normally somewhat higher as a result of ambient conditions.

Ceiling Mounted Cassette (Compact Multi Flow) Type FXZQ-M

Quiet, compact, and designed for user comfort



Specifications

MODEL	FXZQ20MVE4	FXZQ25MVE4	FXZQ32MVE4	FXZQ40MVE4	FXZQ50MVE4	
Power supply	1-phase, 220-240 V/220 V, 50/60 Hz					
Cooling capacity	Btu/h	7,500	9,600	12,300	15,400	19,100
	kW	2.2	2.8	3.6	4.5	5.6
Power consumption	kW	0.073		0.076	0.089	0.115
Casing	Galvanised steel plate					
Sound level (H/L)	230 V, 50 Hz-240 V, 50 Hz	30/25-32/26		32/26-34/28	36/28-37/29	41/33-42/35
Dimensions (HxWxD)	mm	286x575x575				
Machine weight	kg	18				

Ceiling Mounted Cassette (Double Flow) Type FXCQ-AVM4

Thin, lightweight, and easy to install in narrow ceiling spaces



Specifications

MODEL	FXCQ20AVM4	FXCQ25AVM4	FXCQ32AVM4	FXCQ40AVM4	FXCQ50AVM4	FXCQ63AVM4	FXCQ80AVM4	FXCQ125AVM4		
Power supply	1-phase, 220-240 V/220 V, 50/60 Hz									
Cooling capacity	Btu/h	7,500	9,600	12,300	15,400	19,100	24,200	30,700	47,800	
	kW	2.2	2.8	3.6	4.5	5.6	7.1	9.0	14.0	
Power consumption	kW	0.031	0.039	0.039	0.041	0.059	0.063	0.090	0.149	
Casing	Galvanised steel plate									
Sound level (H/L)	220 V	dB(A)	32/28	34/29	34/30	36/31	37/31	39/32	42/33	46/38
Dimensions (HxWxD)	mm	305x775x620	305x775x620	305x775x620	305x990x620	305x990x620	305x1,175x620	305x1,445x620	305x1,445x620	
Machine weight	kg	19.0	19.0	19.0	19.0	22.0	25.0	33.0	38.0	

Ceiling Mounted Cassette Corner Type FXKQ-MA

Slim design for flexible installation



Specifications

MODEL	FXKQ25MAVE4	FXKQ32MAVE4	FXKQ40MAVE4	FXKQ63MAVE4	
Power supply	1-phase, 220-240 V/220 V, 50/60 Hz				
Cooling capacity	Btu/h	9,600	12,300	15,400	24,200
Power consumption	kW	0.066		0.076	0.105
Sound level (H/L)	220 V	38/33		40/34	42/37
	240 V	40/35		42/36	44/39
Dimensions (HxWxD)	mm	215X1,110X710			215X1,310X710
Machine weight	kg	31			34

Note: Specifications are based on the following conditions:

- Cooling: Indoor temp.: 27°CDB, 19°CWB, Outdoor temp.: 35°CDB, Equivalent piping length: 7.5 m, Level difference: 0 m.
- Capacity of indoor unit is only for reference. Actual capacity of indoor unit is based on the total capacity index. (See Engineering Data Book for details.)
- Sound level: Anechoic chamber conversion value, measured at a point 1 m in front of the unit and 1 m downward. During actual operation, these values are normally somewhat higher as a result of ambient conditions.

Slim Ceiling Mounted Duct Type (Standard Series) FXDQ-PD / ND

Slim design, quietness and static pressure switching



Specifications

MODEL	with drain pump	FXDQ20PDVE4	FXDQ25PDVE4	FXDQ32PDVE4	FXDQ40NDVE4	FXDQ50NDVE4	FXDQ63NDVE4
	without drain pump	FXDQ20PDVET4	FXDQ25PDVET4	FXDQ32PDVET4	FXDQ40NDVET4	FXDQ50NDVET4	FXDQ63NDVET4
Power supply	1-phase, 220-240 V/220 V, 50/60 Hz						
Cooling capacity	Btu/h	7,500	9,600	12,300	15,400	19,100	24,200
Power consumption (FXDQ-PDVE) *1	kW	0.086	0.086	0.089	0.160	0.165	0.181
Power consumption (FXDQ-PDVET) *1	kW	0.067	0.067	0.070	0.147	0.152	0.168
External static pressure	Pa	30-10 *2			44-15 *2		
Sound level (HH/H/L) *1 *3	dB(A)	28/26/23		28/26/24	30/28/26	33/30/27	33/31/29
Dimensions (HxWxD)	mm	200x700x620	200x700x620	200x700x620	200x900x620	200x900x620	200x1,100x620
Machine weight	kg	23	23	23	27	28	31

Note: Specifications are based on the following conditions:
 •Cooling: Indoor temp.: 27°CDB, 19°CWB, Outdoor temp.: 35°CDB, Equivalent piping length: 7.5 m, Level difference: 0 m.
 •Capacity of indoor unit is only for reference. Actual capacity of indoor unit is based on the total capacity index. (See Engineering Data Book for details.)
 •Sound level: Anechoic chamber conversion value, measured at a point 1.5 m downward from the unit centre.
 During actual operation, these values are normally somewhat higher as a result of ambient conditions.
 *1 : Values are based on the following conditions: FXDQ-PD: external static pressure of 10 Pa; FXDQ-ND: external static pressure of 15 Pa.
 *2 : External static pressure is changeable to set by the remote controller. This pressure means "High static pressure - Standard". (Factory setting is 10 Pa for FXDQ-PD models and 15 Pa for FXDQ-ND models.)
 *3 : The values of operation sound level represent those for rear-suction operation. Sound level values for bottom-suction operation can be obtained by adding 5 dB(A).

Slim Ceiling Mounted Duct Type (Compact Series) FXDQ-SP

Slim and compact design for easy and flexible installation



Specifications

MODEL	FXDQ20SPV14	FXDQ25SPV14	FXDQ32SPV14	FXDQ40SPV14	FXDQ50SPV14	FXDQ63SPV14
	Power supply	1-phase, 220-240 V, 50 Hz				
Cooling capacity	Btu/h	7,500	9,600	12,300	15,400	19,100
Power consumption *1	kW	0.072	0.075	0.078	0.180	0.196
Airflow rate (HH/H/L)	m³/min	8.7/7.6/6.5	9.0/8.0/7.0	10.0/9.0/8.0	15.0/13.0/10.5	20.0/16.0/12.5
	cfm	307/268/229	318/282/247	353/318/282	530/459/371	706/565/441
External static pressure	Pa	30-10 *2		50-20 *2	40-20 *2	
Sound level (HH/H/L) *1 *3	dB(A)	33/31/29		34/32/30	35/33/31	37/35/33
Dimensions (HxWxD)	mm	200x700x450			200x900x450	200x1,100x450
Machine weight	kg	17		20	23	

Note: Specifications are based on the following conditions:
 •Cooling: Indoor temp.: 27°CDB, 19°CWB, Outdoor temp.: 35°CDB, Equivalent piping length: 7.5 m, Level difference: 0 m.
 •Capacity of indoor unit is only for reference. Actual capacity of indoor unit is based on the total capacity index. (See Engineering Data Book for details.)
 •Sound level: Anechoic chamber conversion value, measured at a point 1.5 m downward from the unit centre.
 During actual operation, these values are normally somewhat higher as a result of ambient conditions.
 *1 : Values are based on the following conditions: FXDQ20-32SP: external static pressure of 10 Pa; FXDQ40-63SP: external static pressure of 20 Pa.
 *2 : External static pressure is changeable to set by the remote controller. This pressure means "High static pressure - Standard". (Factory setting is 10 Pa for FXDQ20-32SP models and 20 Pa for FXDQ40-63SP models.)
 *3 : The values of operation sound level represent those for rear-suction operation. Sound level values for bottom-suction operation can be obtained by adding 5 dB(A).

Ceiling Mounted Duct Type FXMQ-PA / MA / P

Middle and high static pressure allows for flexible duct design



Specifications

MODEL	FXMQ20PAV4	FXMQ25PAV4	FXMQ32PAV4	FXMQ40PAV4	FXMQ50PAV4
	Power supply	1-phase, 220-240 V/220 V, 50/60 Hz			
Cooling capacity	Btu/h	7,500	9,600	12,300	15,400
Power consumption	kW	0.056 *1	0.056 *1	0.060 *1	0.151 *1
Airflow rate (HH/H/L)	m³/min	9/7.5/6.5	9/7.5/6.5	9.5/8/7	16/13/11
	cfm	318/265/230	318/265/230	335/282/247	565/459/388
External static pressure	Pa	30-100 (50) *2	30-100 (50) *2	30-100 (50) *2	30-160 (100) *2
Sound level (HH/H/L)	dB(A)	33/31/29	33/31/29	34/32/30	39/37/35
Dimensions (HxWxD)	mm	300x550x700	300x550x700	300x550x700	300x700x700
Machine weight	kg	25	25	25	27

MODEL	FXMQ63PAV4	FXMQ80PAV4	FXMQ100PAV4	FXMQ125PAV4	FXMQ140PAV4
	Power supply	1-phase, 220-240 V/220 V, 50/60 Hz			
Cooling capacity	Btu/h	24,200	30,700	38,200	47,800
Power consumption	kW	0.138 *1	0.185 *1	0.215 *1	0.284 *1
Airflow rate (HH/H/L)	m³/min	19.5/17.5/16	25/22.5/20	32/27/23	39/33/28
	cfm	688/618/565	883/794/706	1,130/953/812	1,377/1,165/988
External static pressure	Pa	50-200 (100) *2	50-200 (100) *2	50-200 (100) *2	50-200 (100) *2
Sound level (HH/H/L)	dB(A)	42/40/38	43/41/39	43/41/39	44/42/40
Dimensions (HxWxD)	mm	300x1,000x700	300x1,000x700	300x1,400x700	300x1,400x700
Machine weight	kg	35	35	45	46

Note: Specifications are based on the following conditions:
 •Cooling: Indoor temp.: 27°CDB, 19°CWB, Outdoor temp.: 35°CDB, Equivalent piping length: 7.5 m, Level difference: 0 m.
 •Capacity of indoor unit is only for reference. Actual capacity of indoor unit is based on the total capacity index. (See Engineering Data Book for details.)
 •Sound level: Anechoic chamber conversion value, measured at a point 1.5 m downward from the unit centre.
 During actual operation, these values are normally somewhat higher as a result of ambient conditions.
 *1 : Power consumption values are based on conditions of rated external static pressure.
 *2 : External static pressure can be modified using a remote controller that offers seven (FXMQ20-32PA), thirteen (FXMQ40PA), fourteen (FXMQ50-125PA) or ten (FXMQ140PA) levels of control. These values indicate the lowest and highest possible static pressures. The standard static pressure is 50 Pa for FXMQ20-32PA and 100 Pa for FXMQ40-140PA.

High static pressure allows for flexible duct design



FXMQ200-250PVM4

Specifications

MODEL	FXMQ200MAV4	FXMQ250MAV4	FXMQ200PVM	FXMQ250PVM
	Power supply	1-phase, 220-240 V/220 V, 50/60 Hz		
Cooling capacity	Btu/h	76,400	95,500	76,400
Power consumption	kW	1.294 *1	1.465 *1	0.55 *1
Airflow rate (H/L)	m³/min	58/50	72/62	61/50
	cfm	2,047/1,765	2,542/2,189	2,153/1,765
External static pressure	Pa	132-221 *2	191-270 *2	50-250 (150) *2
* Sound level (H/L)	220 V	48/45	48/45	38/35
	240 V	49/46	49/46	-
Dimensions (HxWxD)	mm	470x1,380x1,100	470x1,380x1,100	470x1,490x1,100
Machine weight	kg	137	137	95

Note: Specifications are based on the following conditions:
 •Cooling: Indoor temp.: 27°CDB, 19°CWB, Outdoor temp.: 35°CDB, Equivalent piping length: 7.5 m, Level difference: 0 m.
 •Capacity of indoor unit is only for reference. Actual capacity of indoor unit is based on the total capacity index. (See Engineering Data Book for details.)
 •Sound level: (FXMQ-MA) Anechoic chamber conversion value, measured at a point 1.5 m downward from the unit centre.
 During actual operation, these values are normally somewhat higher as a result of ambient conditions.
 1: Power consumption values are based on conditions of standard external static pressure.
 2: External static pressure is changeable to change over the connectors inside electrical box, this pressure means "Standard-High static pressure".

Middle Static Pressure Ceiling Mounted Duct Type FXSQ-PA

Middle external static pressure and slim design allow flexible installations



Specifications

MODEL		FXSQ20PAV4	FXSQ25PAV4	FXSQ32PAV4	FXSQ40PAV4	FXSQ50PAV4
Power supply		1-phase, 220-240 V/220 V, 50/60 Hz				
Cooling capacity	Btu/h	7,500	9,600	12,300	15,400	19,100
Power consumption	kW	0.058 *1	0.058 *1	0.066 *1	0.101 *1	0.075 *1
Airflow rate (H/M/L)	m ³ /min	9/7.5/6.5	9/7.5/6.5	9.5/8/7	15/12.5/10.5	17/14.5/11.5
	cfm	318/265/230	318/265/230	335/282/247	530/441/371	600/512/406
External static pressure	Pa	30-150 (50) *2				50-150 (50) *2
Sound level (H/M/L)	dB(A)	33/30/28		34/32/30	36/33/30	34/32/29
Dimensions (H×W×D)	mm	245×550×800		245×700×800	245×1,000×800	
Machine weight	kg	25		27	35	

MODEL		FXSQ63PAV4	FXSQ80PAV4	FXSQ100PAV4	FXSQ125PAV4	FXSQ140PAV4
Power supply		1-phase, 220-240 V/220 V, 50/60 Hz				
Cooling capacity	Btu/h	24,200	30,700	38,200	47,800	54,600
Power consumption	kW	0.106 *1	0.126 *1	0.151 *1	0.206 *1	0.222 *1
Airflow rate (H/M/L)	m ³ /min	21/17.5/14.5	23/19.5/16	32/27/22.5	37/31.5/26	39/33.5/28
	cfm	741/618/512	812/688/565	1,130/953/794	1,306/1,112/918	1,377/1,183/988
External static pressure	Pa	50-150 (50) *2				
Sound level (H/M/L)	dB(A)	36/32/29	37.5/34/30	39/35/32	42/38.5/35	43/40/36
Dimensions (H×W×D)	mm	245×1,000×800		245×1,400×800		245×1,550×800
Machine weight	kg	35	37	46	47	52

Note: Specifications are based on the following conditions;
 •Cooling: Indoor temp.: 27°CDB, 19°CWB, Outdoor temp.: 35°CDB, Equivalent piping length: 7.5 m, Level difference: 0 m.
 •Capacity of indoor unit is only for reference. Actual capacity of indoor unit is based on the total capacity index. (See Engineering Data Book for details.)
 •Sound level: Anechoic chamber conversion value, measured at a point 1.5 m downward from the unit centre.
 During actual operation, these values are normally somewhat higher as a result of ambient conditions.
 *1: Power consumption values are based on conditions of rated external static pressure.
 *2: External static pressure can be modified using a remote controller that offers thirteen (FXSQ20-40PA), eleven (FXSQ50-125PA) or ten (FXSQ140PA) levels of control. These values indicate the lowest and highest possible static pressures. The rated static pressure is 50 Pa.

Ceiling Suspended Type New FXHQ-MA / A

Slim body with quiet and wide airflow



Specifications

MODEL		FXHQ32MAV7	FXHQ63MAV7	FXHQ100MAV7	FXHQ125AVM4	FXHQ140AVM4
Power supply		1-phase, 220-240 V/220 V, 50/60 Hz				
Cooling capacity	Btu/h	12,300	24,200	38,200	48,000	52,900
Power consumption	kW	0.111	0.115	0.135	0.168	0.181
Airflow rate (H/L)	m ³ /min	12/10	17.5/14	25/19.5	34/20	36/20
	cfm	424/353	618/494	883/688	1,200/706	1,271/706
Sound level (H/L)	dB(A)	36/31	39/34	45/37	46/37	48/37
Dimensions (H×W×D)	mm	195×960×680	195×1,160×680	195×1,400×680	235×1,590×690	235×1,590×690
Machine weight	kg	24.0	28.0	33.0	39.0	

Note: Specifications are based on the following conditions;
 •Cooling: Indoor temp.: 27°CDB, 19°CWB, Outdoor temp.: 35°CDB, Equivalent piping length: 7.5 m, Level difference: 0 m.
 •Capacity of indoor unit is only for reference. Actual capacity of indoor unit is based on the total capacity index. (See Engineering Data Book for details.)
 •Sound level: Anechoic chamber conversion value, measured at a point 1 m in front of the unit and 1 m downward.
 During actual operation, these values are normally somewhat higher as a result of ambient conditions.

Wall Mounted Type New FXAQ-AVM

Stylish flat panel design harmonised with your interior décor



Specifications

MODEL		FXAQ20AVM(4)(S)	FXAQ25AVM(4)(S)	FXAQ32AVM(4)(S)	FXAQ40AVM(4)(S)	FXAQ50AVM(4)(S)	FXAQ63AVM(4)(S)
Power supply		VM: 1-phase, 220-240 V/220-230 V, 50/60 Hz VM4, VMS: 1-phase, 220 V, 50 Hz					
Cooling capacity	Btu/h	7,500	9,600	12,300	15,400	19,100	24,200
Power consumption	kW	0.040					
Airflow rate (H/L)	m ³ /min	9.1/7.0	9.4/7.0	9.8/7.0	12.2/9.7	15.0/12.0	19.0/14.0
	cfm	321/247	332/247	346/247	431/342	530/424	671/494
Sound level (H/L)	dB(A)	33.0/28.5	35.0/28.5	37.5/28.5	37.0/33.5	41.0/35.5	46.5/38.5
Dimensions (H×W×D)	mm	290×795×266			290×1,050×269		
Machine weight	kg	12.0			15.0		

Note: Specifications are based on the following conditions;
 •Cooling: Indoor temp.: 27°CDB, 19°CWB, Outdoor temp.: 35°CDB, Equivalent piping length: 7.5 m, Level difference: 0 m.
 •Heating: Indoor temp.: 20°CDB, Outdoor temp.: 7°CDB, 6°CWB, Equivalent piping length: 7.5 m, Level difference: 0 m.
 •Capacity of indoor unit is only for reference. Actual capacity of indoor unit is based on the total capacity index. (See Engineering Data Book for details.)
 •Sound level: Anechoic chamber conversion value, measured at a point 1 m in front of the unit and 1 m downward.
 During actual operation, these values are normally somewhat higher as a result of ambient conditions.

4-way Flow Ceiling Suspended Type FXUQ-A

This slim and stylish indoor unit achieves optimum air distribution, and can be installed without the need for ceiling cavity.



Specifications

MODEL		FXUQ71AVEB	FXUQ100AVEB
Power supply		1-phase, 220-240 V/220-230 V, 50/60 Hz	
Cooling capacity	Btu/h	27,300	38,200
Power consumption	kW	0.090	0.200
Airflow rate (H/M/L)	m ³ /min	22.5/19.5/16	31/26/21
	cfm	794/688/565	1,094/918/741
Sound level (H/M/L)	dB(A)	40/38/36	47/44/40
Dimensions (H×W×D)	mm	198×950×950	
Machine weight	kg	26	27

Note: Specifications are based on the following conditions;
 •Cooling: Indoor temp.: 27°CDB, 19°CWB, Outdoor temp.: 35°CDB, Equivalent piping length: 7.5 m, Level difference: 0 m.
 •Capacity of indoor unit is only for reference. Actual capacity of indoor unit is based on the total capacity index. (See Engineering Data Book for details.)
 •Sound level: (FXUQ-A) Anechoic chamber conversion value, measured at a point 1 m in front of the unit and 1 m downward.
 During actual operation, these values are normally somewhat higher as a result of ambient conditions
 *1: Power consumption values are based on conditions of standard external static pressure.
 *2: External static pressure is changeable to change over the connectors inside electrical box, this pressure means "Standard-High static pressure".

Floor Standing Type

FXLQ-MA

Suitable for perimeter zone air conditioning



Specifications

MODEL		FXLQ20MAVE4	FXLQ25MAVE4	FXLQ32MAVE4	FXLQ40MAVE4	FXLQ50MAVE4	FXLQ63MAVE4
Power supply		1-phase, 220-240 V/220 V, 50/60 Hz					
Cooling capacity	Btu/h	7,500	9,600	12,300	15,400	19,100	24,200
Power consumption	kW	0.049	0.049	0.090	0.090	0.110	0.110
Airflow rate (H/L)	m ³ /min	7/6	7/6	8/6	11/8.5	14/11	16/12
	cfm	247/212	247/212	282/212	388/300	494/388	565/424
Sound level (H/L)	220 V	35/32	35/32	35/32	38/33	39/34	40/35
	240 V	37/34	37/34	37/34	40/35	41/36	42/37
Dimensions (H×W×D)	mm	600×1,000×222	600×1,000×222	600×1,140×222	600×1,140×222	600×1,420×222	600×1,420×222
Machine weight	kg	25.0	25.0	30.0	30.0	36.0	36.0

Note: Specifications are based on the following conditions:

- Cooling: Indoor temp.: 27°CDB, 19°CWB, Outdoor temp.: 35°CDB, Equivalent piping length: 7.5 m, Level difference: 0 m.
- Capacity of indoor unit is only for reference. Actual capacity of indoor unit is based on the total capacity index. (See Engineering Data Book for details.)
- Sound level: Anechoic chamber conversion value, measured at a point 1.5 m in front of the unit at a height of 1.5 m. During actual operation, these values are normally somewhat higher as a result of ambient conditions.

Concealed Floor Standing Type

FXNQ-MA

Designed to be concealed in the perimeter skirting-wall



Specifications

MODEL		FXNQ20MAVE4	FXNQ25MAVE4	FXNQ32MAVE4	FXNQ40MAVE4	FXNQ50MAVE4	FXNQ63MAVE4
Power supply		1-phase, 220-240 V/220 V, 50/60 Hz					
Cooling capacity	Btu/h	7,500	9,600	12,300	15,400	19,100	24,200
Power consumption	kW	0.049	0.049	0.090	0.090	0.110	0.110
Airflow rate (H/L)	m ³ /min	7/6	7/6	8/6	11/8.5	14/11	16/12
	cfm	247/212	247/212	282/212	388/300	494/388	565/424
Sound level (H/L)	220 V	35/32	35/32	35/32	38/33	39/34	40/35
	240 V	37/34	37/34	37/34	40/35	41/36	42/37
Dimensions (H×W×D)	mm	610×930×220	610×930×220	610×1,070×220	610×1,070×220	610×1,350×220	610×1,350×220
Machine weight	kg	19.0	19.0	23.0	23.0	27.0	27.0

Note: Specifications are based on the following conditions:

- Cooling: Indoor temp.: 27°CDB, 19°CWB, Outdoor temp.: 35°CDB, Equivalent piping length: 7.5 m, Level difference: 0 m.
- Capacity of indoor unit is only for reference. Actual capacity of indoor unit is based on the total capacity index. (See Engineering Data Book for details.)
- Sound level: Anechoic chamber conversion value, measured at a point 1.5 m in front of the unit at a height of 1.5 m. During actual operation, these values are normally somewhat higher as a result of ambient conditions.

Floor Standing Duct Type

FXVQ-N

Large airflow type for large spaces.
Flexible interior design for each tenant.



Specifications

MODEL		FXVQ125NY14	FXVQ200NY14	FXVQ250NY14	FXVQ400NY14	FXVQ500NY14	
Power supply		3-phase 4-wire system, 380-415 V, 50 Hz					
Cooling capacity	Btu/h	47,800	76,400	95,500	154,000	191,000	
		0.53	1.33	1.61	3.97	2.62	
Dimensions (H×W×D)	mm	1,670×750×510	1,670×950×510	1,670×1,170×510	1,900×1,170×720	1,900×1,470×720	
Machine weight	kg	118	144	169	236	281	
Sound level *1	dB(A)	52	56	60	65	62	
Air filter	Type	Long-life filter (anti-mould resin net)					
Fan	Motor output	kW	0.75	1.5		3.7	
	Airflow rate	m ³ /min	43	69	86	134	165
		cfm	1,518	2,436	3,036	4,730	5,825
	External static pressure *2	Pa	152	217	281	420	142

Note: Specifications are based on the following conditions:

- Cooling: Indoor temp.: 27°CDB, 19°CWB, Outdoor temp.: 35°CDB, Equivalent piping length: 7.5 m, Level difference: 0 m.
- Capacity of indoor unit is only for reference. Actual capacity of indoor unit is based on the total capacity index. (See Engineering Data Book for details.)
- *1: Sound level : measured when the air discharge outlet duct (2 m) is attached (anechoic chamber conversion value). It increases by approximately 5 dB(A) when the plenum chamber is installed to deliver direct airflow.
- *2: The value is the external static pressure with standard pulley.

Clean Room Air Conditioner

FXB(P)Q-P

Suitable for hospitals and other clean spaces



Specifications

Type		Integrated outlet unit model			Separate outlet unit model
MODEL	Indoor unit	FXBQ40PVE	FXBQ50PVE	FXBQ63PVE	FXBPQ63PVE
	Outlet unit	Integrated with the indoor unit			BAF82A63
Power supply		1-phase, 220-240 V/220 V, 50/60 Hz			
Cooling capacity	Btu/h	15,400	19,100	24,200	24,200
Power consumption	kW	0.31	0.31	0.45	0.45
Intake filter efficiency *1		70% by gravimetric method			
Outlet HEPA filter efficiency *2		99.97% by DOP method *5			
Indoor unit weight	kg	140 *3		185 *3	120 *6
Casing		Galvanised steel plate			
Airflow rate (H/L)	m ³ /min	19.5/17.5		26/22.5	
	cfm	688/618		918/794	
Sound level (H/L) *4	dB(A)	44/42			
Dimensions (H×W×D)	mm	492×1,788×1,000		492×1,788×1,300	492×1,078×1,300
Outlet unit weight	kg	-			65 *3

Note: Specifications are based on the following conditions:

- Cooling: Indoor temp.: 27°CDB, 19°CWB, Outdoor temp.: 35°CDB, Equivalent piping length: 7.5 m, Level difference: 0 m.
- Capacity of indoor unit is only for reference. Actual capacity of indoor unit is based on the total capacity index. (See Engineering Data Book for details.)

- *1: An intake air filter is only attached to the ceiling intake type.
- *2: HEPA filter sold separately. The dust collection efficiency of HEPA filter is 99.97%. However, air may slightly leak around the filter when installing.
- *3: Weight including HEPA filter and panel.
- *4: Anechoic chamber conversion value under JIS B 8616 test conditions. Value usually increases slightly in practice due to surrounding conditions.
- *5: The clean room air conditioner does not support DOP testing (leak test) based on GMP standards (Standards for Manufacturing Control and Quality Control for Medical Devices) due to slight leakage at time of product installation.
- *6: Weight including panel.

*In the case of an installation in an operating theatre etc. where an air conditioner malfunction may have serious consequences, please build in redundancy with two or more outdoor units.

Slim Ceiling Mounted Duct Type

FDKS-EA/C

Slim and smooth design suits your shallow ceiling



Standard accessory
Note: Remote controllers other than the standard accessory wireless remote controller cannot be used.

Specifications

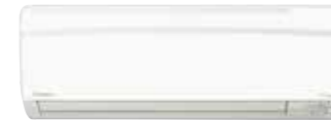
MODEL	FDKS25EAVMB	FDKS35EAVMB	FDKS25CAVMB	FDKS35CAVMB	FDKS50CVMB	FDKS60CVMB
Power supply	1-phase, 220-240 V/220-230 V, 50/60 Hz					
Airflow rates (H)	8.7 (307)		9.5 (335)	10.0 (353)	12.0 (424)	16.0 (565)
Sound levels (H/L/SL)*	35/31/29		37/33/31		38/34/32	
Fan speed	5 steps, quiet and automatic					
Temperature control	Microcomputer control					
Dimensions (H×W×D)	200×700×620		200×900×620		200×1,100×620	
Machine weight	21		25		27	30
External static pressure	30		40			

Note: * The operation sound level values represent those for rear-suction operation and an external static pressure of 30 Pa for FDKS-EA and 40 Pa for FDKS-C. Sound level values for bottom-suction operation can be obtained by adding 6 dB (A) for FDKS-EA and 5 dB (A) for FDKS-C.

Wall Mounted Type

FTKS-D/B/F

Stylish flat panel harmonises with your interior décor



FTKS25D / FTKS35D



Standard accessory*



FTKS60F / FTKS71F



Standard accessory*

* Remote controllers other than the standard accessory wireless remote controller cannot be used.

Specifications

MODEL	FTKS25DVM	FTKS35DVM	FTKS60FVM	FTKS71FVM
Power supply	1-phase, 220-240 V/220-230 V, 50/60 Hz			
Front panel colour	White			
Airflow rates (H)	8.7 (307)	8.9 (314)	16.2 (572)	17.4 (614)
Sound levels (H/L/SL)	37/25/22	39/26/23	45/36/33	46/37/34
Fan speed	5 steps, quiet and automatic			
Dimensions (H×W×D)	283×800×195		290×1,050×238	
Machine weight	9		12	

Wall Mounted Type

FTKJ-N

Elegant appearance with European style



Standard accessory



Specifications

MODEL	FTKJ25NVMW	FTKJ25NVMS	FTKJ35NVMW	FTKJ35NVMS	FTKJ50NVMW	FTKJ50NVMS
Power supply	1-phase, 220-240 V/220-230 V, 50/60 Hz					
Front panel colour	White	Silver	White	Silver	White	Silver
Airflow rates (H)	8.9 (313)		10.9 (385)		10.9 (385)	
Sound levels (H/L/SL)	38/25/19		45/26/20		46/35/29	
Fan speed	5 steps, quiet and automatic					
Dimensions (H×W×D)	303×998×212					
Machine weight	12					

BP Units for Connection to Residential Indoor Units

Specifications



BPMKS967A3



BPMKS967A2

MODEL	BPMKS967A3	BPMKS967A2		
Power supply	1-phase, 220-240 V/220-230 V, 50/60 Hz			
Number of ports	3 (connectable to 1-3 indoor units)	2 (connectable to 1-2 indoor units)		
Power consumption	W			
Running current	A			
Dimensions (H×W×D)	mm			
Machine weight	kg	kg		
Number of wiring connections	3 for power supply (including earth wiring), 2 for interunit wiring (outdoor unit-BP, BP-BP), 4 for interunit wiring (BP-indoor unit)	2 for power supply (including earth wiring), 2 for interunit wiring (outdoor unit-BP, BP-BP), 3 for interunit wiring (BP-indoor unit)		
Piping connections (Brazing)	Liquid	Main Branch	mm	Ø9.5X1
		Gas	mm	Ø6.4X3
	Gas	Main Branch	mm	Ø19.1X1
		Gas	mm	Ø15.9X3
Heat insulation	Both liquid and gas pipes			
Connectable indoor units	2.0 kW class to 7.1 kW class			
Min. rated capacity of connectable indoor units	kW			
Max. rated capacity of connectable indoor units	kW	kW		

Note: * Total auxiliary piping length.

PM2.5 filtration unit

Double-layered efficient filtration

1. The front filter effectively removes large particles.
2. The PM2.5 filter layer contains a large amount of static electricity to capture particulate matter efficiently.

Optional :
Active Carbon Filtration Unit



Air Handling Unit

Integrate your air handling unit in a total solution for large size spaces such as factories and large stores.

AHUR
Capacity range : 6 – 120 HP



- Easy design and installation
 - The system is easy to design and install since no additional water systems such as boilers, tanks and gas connections etc are required.
- Inverter controlled units
- Control of air temperature via standard Daikin wired remote control for standard series

Air Treatment Equipment

		Outdoor-Air Processing Unit	Heat Reclaim Ventilator		
			VKM-GAM Type	VKM-GA Type	VAM-GJ Type
Connections with VRV systems	Refrigerant Piping	Connectable	Connectable	Not connectable	
	Wiring	Connectable	Connectable	Connectable	
	After-cool & After-heat Control	Available	Available	Not available	
Heat Exchange Element		—	Energy savings obtained	Energy savings obtained	
Humidifier		—	Fitted	—	
High Efficiency Filter		Option	Option	Option	
Ventilation System		Air supply only	Air supply & air exhaust	Air supply & air exhaust	
Power Supply		220-240 V, 50 Hz	220-240 V, 50 Hz	220-240 V/220 V, 50 Hz/60 Hz	
Airflow Rate				150 m ³ /h	
				250 m ³ /h	
				350 m ³ /h	
			500 m ³ /h	500 m ³ /h	
				650 m ³ /h	
			800 m ³ /h	800 m ³ /h	
			1080 m ³ /h	1000 m ³ /h	1000 m ³ /h
	1680 m ³ /h		1500 m ³ /h		
	2100 m ³ /h		2000 m ³ /h		

*Refers to bringing outdoor air to near indoor temperature and delivering to a room.

Individual Control Systems For Vrv Systems

Navigation Remote Controller (Wired remote controller) (Option)



BRC1E63

This simple, modern designed remote controller with fresh white colour matches your interior design. Operation is much easier and smoother, just follow the indications on the navigation remote controller.



BRC1C62

Displays current airflow, swing, temperature, operating mode and timer settings design. Operation is much easier and smoother, just follow the indications on the navigation remote controller.

* Individual airflow direction, auto airflow rate and sensing sensor control can be set only via wired remote controller BRC1E63. Cannot be set via other remote controllers.

Wireless remote controller (Option)



BRC7M635F (For FFX(S)Q series)



Signal receiver unit (installed type)

- The wireless remote controller is supplied in a set with a signal receiver.
- Signal receiver unit of installed type is contained inside decoration panel or indoor unit.
- Shape of signal receiver unit differs according to the indoor unit.

* Note: The signal receiver unit shown in the photograph is for mounting inside the decoration panel of FFX(S)Q series.

- Backlight LCD of new wireless remote controller



Pressing the backlight button helps operating in dark rooms.



Signal receiver unit (Separate type)

- A compact signal receiver unit (separate type) to be mounted into a wall or ceiling is included.

* Wireless remote controller and signal receiver unit are sold as a set.
* Refer to page 189 for the name of each model.

Simplified remote controller (Option)



Exposed type (BRC2C51)



Concealed type (For hotel use) (BRC3A61)

- The remote controller has centralised its frequently used operation selectors and switches (on/off, operation mode, temperature setting and airflow volume), making itself suitable for use in hotel rooms or conference rooms.
- The exposed type remote controller is fitted with a thermostat sensor.

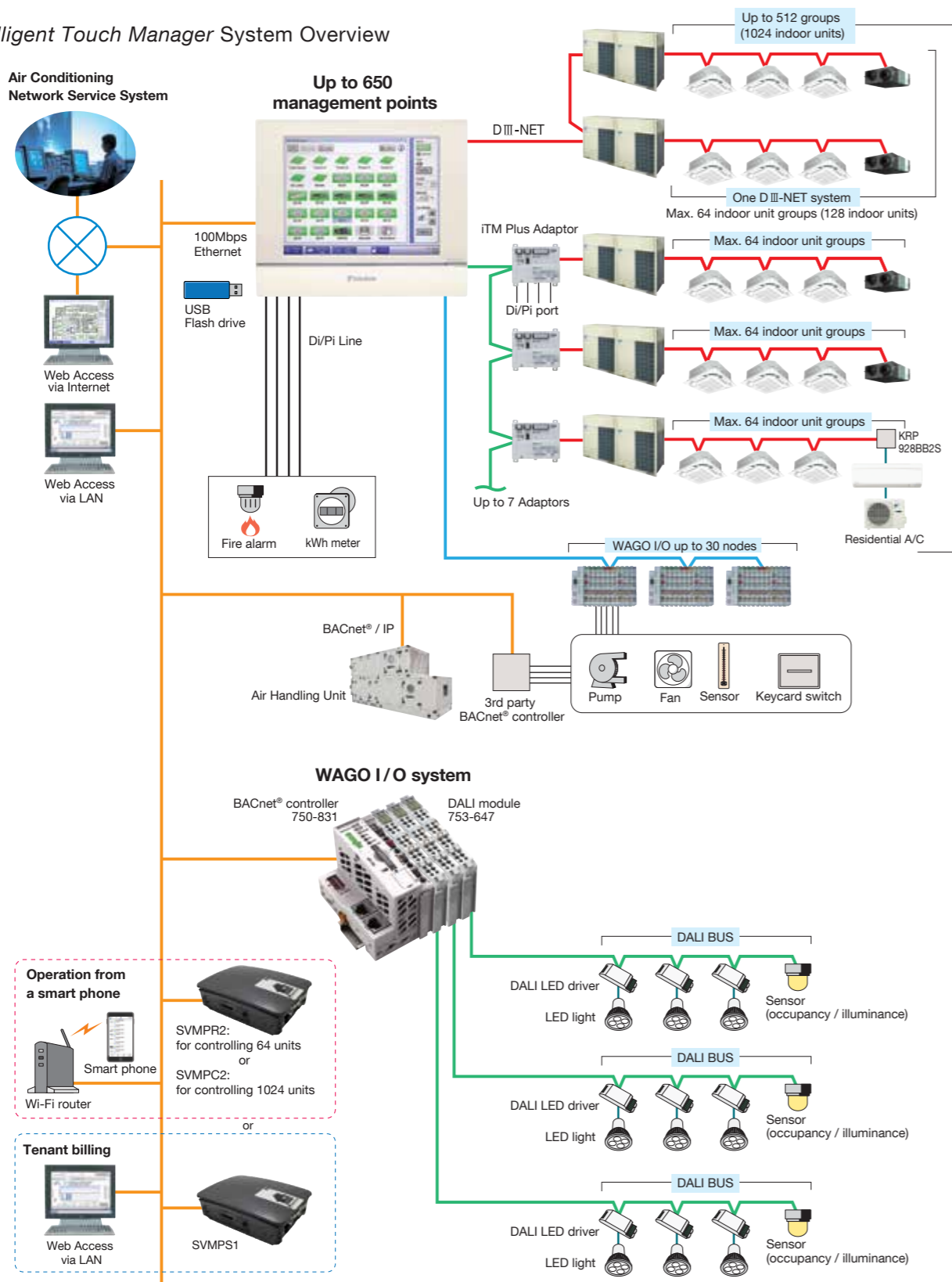
Wide variation of remote controllers for VRV indoor units

	FXF(S)Q	FXZQ	FXCQ	FXKQ	FXDQ	FXSQ	FXMQ	FXHQ	FXAQ	FXL(N)Q	FXVQ	FXB(P)Q
Navigation remote controller (Wired remote controller) (BRC1E63)	●	●	●	●	●	●	●	●	●	●	●	●
Wired remote controller (BRC1C62)		●	●	●	●	●	●	●	●	●	●	●
Wireless remote controller* (Installed type signal receiver unit)	●	●	●					●	●			
Wireless remote controller* (Separate type signal receiver unit)				●	●	●	●			●		●
Simplified remote controller (Exposed type) (BRC2C51)					●	●	●			●		●
Simplified remote controller (Concealed type: for Hotel use) (BRC3A61)					●	●	●			●		●

Advanced Control Systems for VRF System

System structure

intelligent Touch Manager System Overview



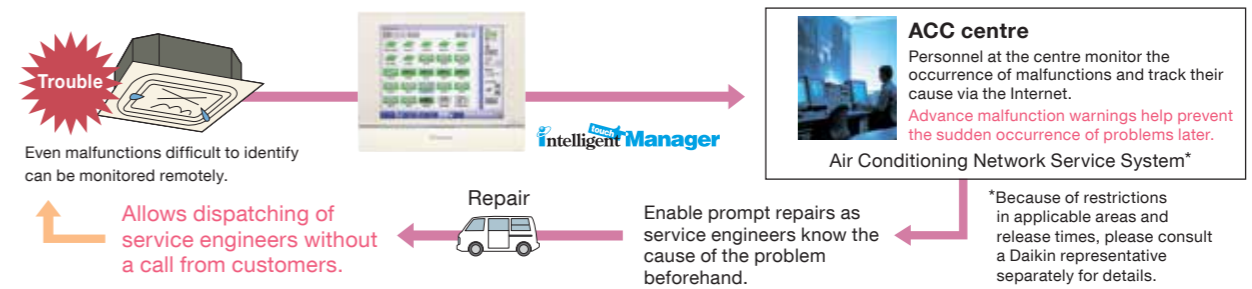
Air Conditioning Network Service System

Preventive Maintenance

The *intelligent Touch Manager* can be connected to Daikin's own Air Conditioning Network Service System for remote monitoring and verification of operation status for **VRF** system. By its ability to predict malfunctions, this service provides customers with additional peace of mind.

Enhanced convenience with link to the Air Conditioning Network Service System

The *intelligent Touch Manager* connects seamlessly to Daikin's 24-hour Air Conditioning Network Service System.



Daikin Offers a Variety of Control Systems

Convenient controllers that offer more freedom to administrators



intelligent Controller

Ease of use and expanded control functions

The user-friendly controller features colours, multilingual function, and icons in the display for ease of understanding. A wide variety of control methods can be accommodated, permitting administrators to monitor and operate the system even when they are away from the controller.

DCS601C51

Connect VRF system to your BMS via BACnet® or LONWORKS®

Compatible with BACnet® and LONWORKS®, the two leading open network communication protocols, Daikin offers interfaces that provide a seamless connection between **VRF** system and your BMS.



DMS502B51 (Interface for use in BACnet®)

BACnet®
Seamless connection between **VRF** system and BACnet® open network protocol.



DMS504B51 (Interface for use in LONWORKS®)

LONWORKS®
Facilitating the network integration of **VRF** system and LONWORKS®

Dedicated interfaces make Daikin air conditioners freely compatible with open networks

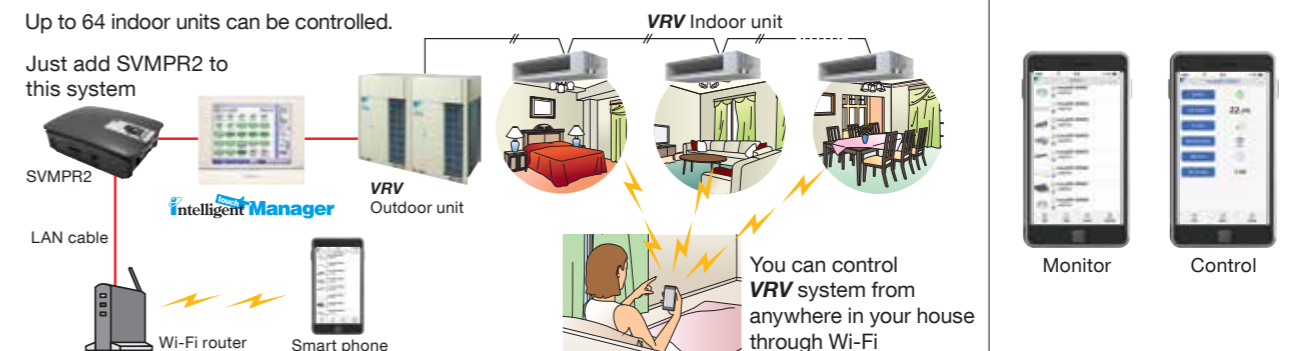
Notes: 1. BACnet® is a registered trademark of American Society of Heating, Refrigerating and Air-Conditioning Engineers (ASHRAE).
2. LONWORKS® is a trademark of Echelon Corporation registered in the United States and other countries.

Smart phone will be a remote controller of VRF system (Option)

For house VRF Smart Phone Control System

Up to 64 indoor units can be controlled.

Just add SVMPPR2 to this system

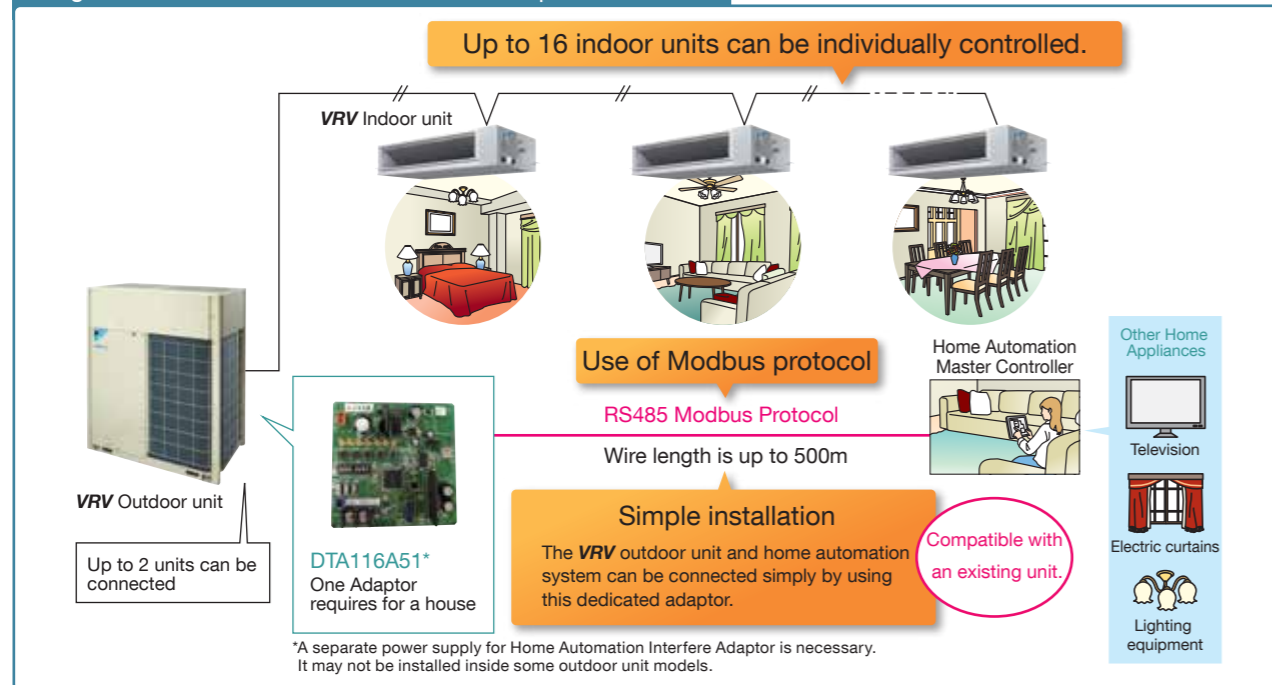


Advanced Control Systems for VRV System

Home Automation Interface Adaptor

The VRV system can be operated from the home automation system.

Image to use Home Automation Interface Adaptor DTA116A51



Functions

Monitor

On/Off	On/Off status of indoor units
Operation mode	Cooling, Heating, Fan, Dry, Auto (depend on indoor unit capability)
Setpoint	Setpoint of indoor units
Room temperature	Suction temperature of indoor units
Fan direction	Swing, Flap direction (depend on indoor unit capability)
Fan volume	L, M, H (depend on indoor unit capability)
Forced off status	Forced off status of indoor units
Error	Malfunction, Warning with Error code
Filter sign	Filter sign of indoor units
Communication status	Communication normal/error of indoor units

Control

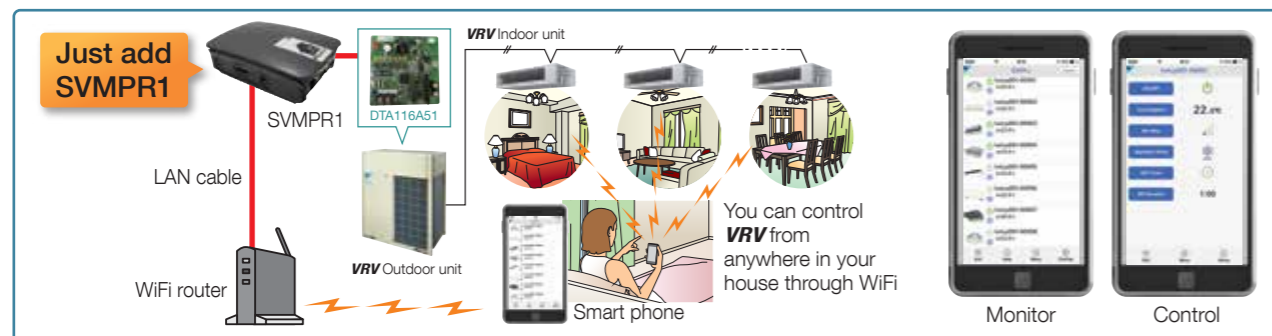
On/Off	On/Off control of indoor units
Operation mode	Cooling, Heating, Fan, Dry, Auto (depend on indoor unit capability)
Setpoint	Cooling/Heating setpoint
Fan direction	Swing, Stop, Flap direction (depend on indoor unit capability)
Fan volume	L, M, H (depend on indoor unit capability)
Filter sign reset	Reset filter sign of indoor units

Retrieve system information

Connected indoor units	DIII-NET address of connected indoor units can be retrieved.
Indoor unit capabilities	Indoor unit capabilities such as operation mode, fan control, setpoint HV can be retrieved.

VRV Smart Phone Control System

VRV Smart Phone Control System can be realized by SVMPR1 which is a new product to utilize DTA116A51.



★Modbus is a registered trademark of Schneider Electric S.A.

VRV Tablet Controller : SVMPC1

The SVMPC1 is easy to install, and enables monitoring and operation of VRV systems via tablets and smartphones. It is optimal for centralized management of VRV systems in small buildings or on individual floors of a building.

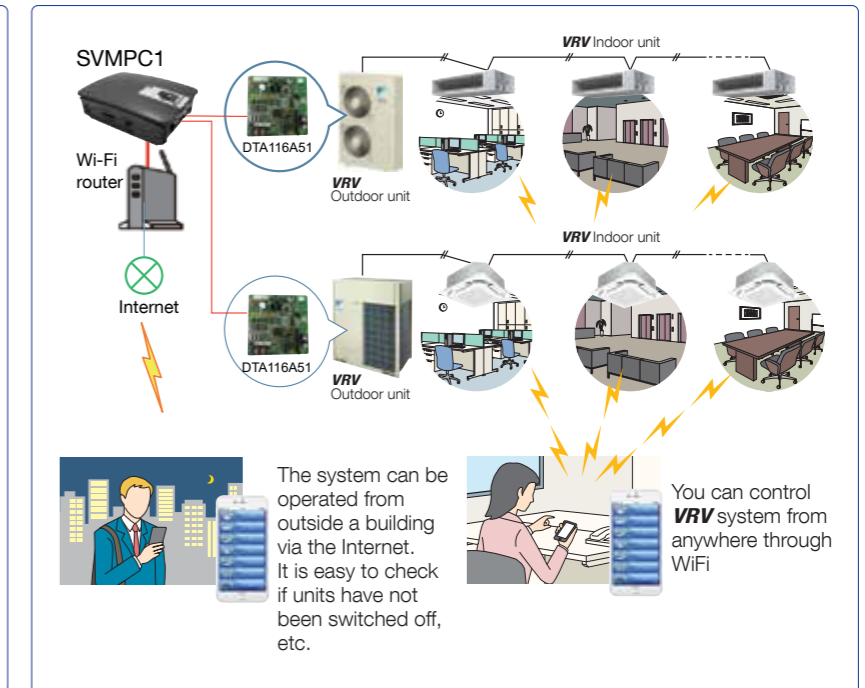
Simple and easy Smart Control

- SVMPC1 is easy to install. Just add DTA116A51 to outdoor unit and connect it to controller.
- Thanks to user-friendly screen, anyone can operate easily.



- SVMPC1 allows operation of VRV system from anywhere (inside and outside of a premise) through the internet.
- Set point range limitation and setback function achieve energy saving and comfortable air-conditioning.
- Daily air-conditioning operation is automatically done by schedule function with annual calendar.
- Quick notification of malfunction by e-mail to support quick maintenance.

Up to 32 indoor units can be monitored and controlled.



Functions

*: only admin user can set

Category	Function	Detail
Access security	User login	User name, password
	Device registration	Registered device (Tablet, Smartphone) can access through the internet
Main screen	Status monitoring	On/Off, Setpoint, Operation mode, Fan step, Flap, Error, Error code, Room Temperature
	Manual operation	On/Off, Setpoint, Operation mode, Fan step, Flap
Automatic control	Setpoint range limitation*	Cool setpoint min/max, Heat setpoint min/max
	Off timer*	Off timer on/off, Off timer duration (5min - 12h, every 5min)
	Setback operation*	Setback setpoint range (Cool: 24-35°C, Heat: 10-20°C)
	Schedule*	Action registration: Time, On/Off, Setpoint, Operation mode, Fan step, Flap, Off timer on/off, Setback setpoint Calendar setting: set by date or day of the week
System setting	Language	English, Spanish, Portuguese, Thai, Vietnam, Simplified Chinese, Traditional Chinese
	Password setting	
	User administration*	Add/Modify/Delete user, Set User name, Password, Accessible points
	Point setting*	Set point name, Select icon

Specifications

Category	Specification	Detail
Connectable units	Number of indoor units	Max 32 (with additional DTA116A51)
	Number of DTA116A51	Max 2
Connectable device	Number of Tablet/Smartphone	Max 20
	Device type	iPad, iPhone, Android tablet, Android Phone, Windows Tablet, Windows Phone, Windows PC, Mac
	Web browser	Firefox, Chrome, Safari