



Perfecting the Air

PCTPMT2309



INVERTER AIR COOLED PACKAGED AIR CONDITIONERS

FLOOR STANDING TYPE
DUCT TYPE



Perfecting the Air

- Ask a qualified installer or contractor to install this product. Do not try to install the product yourself. Improper installation can result in water or refrigerant leakage, electrical shock, fire or explosion.
- Use only those parts and accessories supplied or specified by Daikin. Ask a qualified installer or contractor to install those parts and accessories can result in water or refrigerant leakage, electrical shock, fire or explosion.
- Read the user's manual carefully before using this product. The user's manual provides important safety instructions and warnings. Be sure to follow these instructions and warnings.

If you have enquiries, please contact your local importer, distributor and/or retailer.

DEALER RESMI

Cautions on product corrosion

1. Air conditioners should not be installed in areas where corrosive gases, such as acid gas or alkaline gas, are produced.
2. If the outdoor unit is to be installed close to the sea shore, direct exposure to the sea breeze should be avoided. If you need to install the outdoor unit close to the sea shore, contact your local distributor.

DCC 0800 1 081 081
DAIKIN CONTACT CENTER

Jam Beroperasi:

Senin - Jumat: 07:00 - 19:00 WIB

Sabtu - Minggu & Libur Nasional: 07:00 - 17:00 WIB

PT. DAIKIN AIRCONDITIONING INDONESIA

Menara Astra 7th & 8th Floor, Jl. Jenderal Sudirman Kav. 5-6,
Kel. Karet Tengsin, Kec. Tanah Abang, Jakarta Pusat, DKI Jakarta - 10220
Telp : +6221 8665 6886 | Website : www.daikin.co.id

• **SERVICE CENTER** : Jakarta Selatan, Telp. : 021-2782 5545 | Samarinda, Telp. : 0541-252 2889 • **WORKSHOP** : Cirebon, Telp. : 0231-8817 512 | Banjarmasin, Tlp. : 0511-6776 838 | Aceh, Tlp. : 0651-7318 036 | Lombok, Tlp. : 0370-7843 231 | Jambi, Tlp. : 0741-3066 790 | Padang, Tlp. : 0751-896 2684 • **TRAINING CENTER** : Sunter, Telp. : 021-650 5030 • **BRANCH** : Bekasi, Telp. : 021-2945 0585 | Tangerang, Telp. : 021-5314 1195 | Bandung, Telp. : 022-522 5150 | Semarang, Telp. : 024-7660 3221 | Yogyakarta, Telp. : 0274-551 321 | Surabaya, Telp. : 031-503 1138 | Denpasar, Telp. : 0361-900 5514 | Makassar, Telp. : 0411-805 2691 | Palembang, Telp. : 0711-573 2282 | Pekanbaru, Telp. : 0761-561 139 | Medan, Telp. : 061-4200 8866 | Manado, Telp. : 0431-719 1199 | Batam, Tlp. : 0778-4171 445



Management System
ISO 9001:2015

www.tuv.com
ID 9105084313



R-410A

COOLING ONLY 50Hz



DIRECT AIR BLOW

FLOOR STANDING TYPE



DUCT CONNECTION



DUCT TYPE



OUTDOOR UNIT



Inverter Packaged Air Conditioner Line Up for Factories and Offices

Product Line Up **R-410A**

RZUR-P Series

Cooling only 50 Hz

Capacity	kW	20.2	27.0
	Btu/h	69,000	92,000
	HP	8	10
FLOOR STANDING TYPE (DIRECT AIR BLOW) <small>Specifications Page 5</small>		FVGR200PV1(4)	FVGR250PV1(4)
		RZUR200PY1(4)	RZUR250PY1(4)
OUTDOOR UNIT			



New RZUR-Q Series

Cooling only 50 Hz

Enhanced lineup

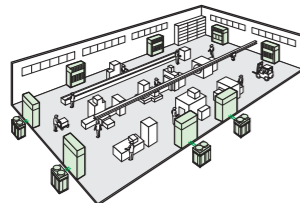
Wider capacity range with 2 new lineups of 12 and 20 HP.

Capacity	kW	23.5	29.3	35.2	46.9	52.8	58.6
	Btu/h	80,000	100,000	120,000	160,000	180,000	200,000
	HP	8	10	12	16	18	20
FLOOR STANDING TYPE (DUCT CONNECTION) <small>Specifications Page 5</small>		FVPR250QY1(4)	FVPR300QY1(4)	FVPR400QY1(4)	FVPR450QY1(4)	FVPR500QY1(4)	
		FDR200QY1(4)	FDR250QY1(4)	FDR300QY1(4)	FDR400QY1(4)	FDR450QY1(4)	FDR500QY1(4)
DUCT TYPE <small>Specifications Page 6</small>							
OUTDOOR UNIT		RZUR200QY1(4)	RZUR250QY1(4)	RZUR300QY1(4)	RZUR400QY1(4)	RZUR450QY1(4)	RZUR500QY1(4)

DIRECT AIR BLOW

Direct air blow from indoor unit with plenum

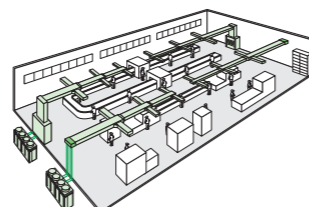
- Comfortable factory air conditioning using multiple indoor units installed in accordance with the space.
- Installation is next to walls, so units will not affect the factory layout even if the changes are made.



DUCT CONNECTION / DUCT TYPE

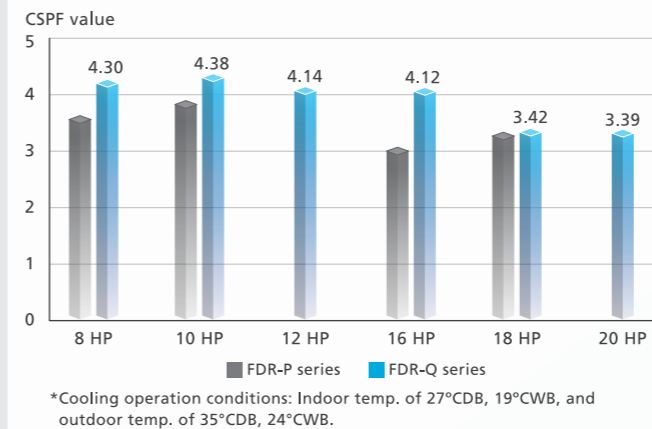
Air blow via connected ducts

- Comfortable air conditioning of the entire factory by connecting a blow duct at the top of the indoor unit.
- Note: Ducts to be procured locally.



Energy saving

CSPF improvement



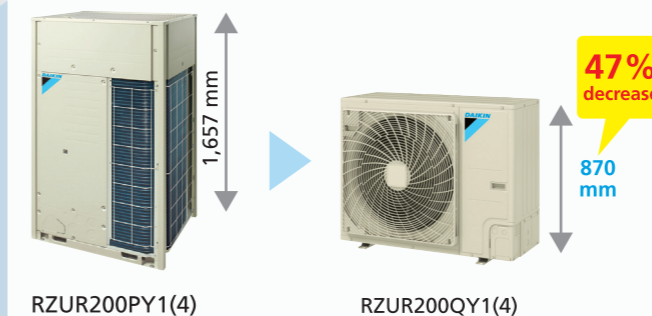
FDR-Q series provides greater energy saving due to higher CSPF* as compared to FDR-P series.

*CSPF: cooling seasonal performance factor

33.8%
increase
(for 16 HP)

Design flexibility

Compact & lightweight design

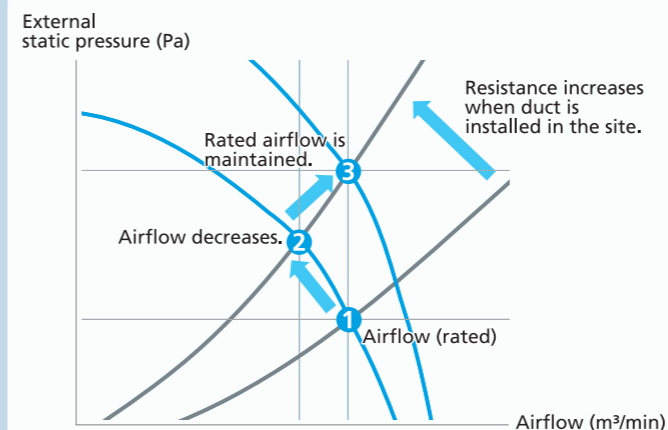


- Ideal solution that minimises both visual and sound impact
- Can be installed in a wide variety of locations and applications

The new design has been optimised for the RZUR200QY1(4) with the height reduced to only 870 mm.

This low height casing design provides occupants with a clear, unobstructed view of the scenery.

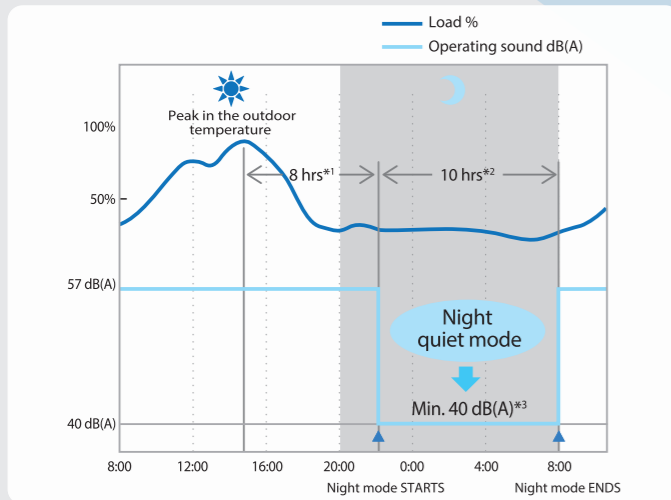
Automatic adjustment of external static pressure



The RZUR200QY1(4) model has the external static pressure automatic adjustment function for maintaining the rated airflow and capacity by automatically adjusting the external static pressure during the test operation to suit the resistance of the installation site.

Comfort

Nighttime quiet operation function



The nighttime quiet operation function automatically suppresses the nighttime operating sound by reducing operation capacity to maintain the quiet environment of the neighborhood. Three selectable modes are available depending on the required level.

- *1. Initial setting is 8 hours. Can be selected from 6, 8 and 10 hours.
- *2. Initial setting is 9 hours. Can be selected from 8, 9 and 10 hours.
- *3. In case of RZUR250PY1(4) and RZUR250QY1(4).

Notes: • This function is available in setting at site.
• The operating sound in quiet operation mode is the actual value measured by our company.
• The relationship of outdoor temperature (load) and time shown above is just an example.

Reliability

Backup operation function

Compressor backup operation function

Emergency operation

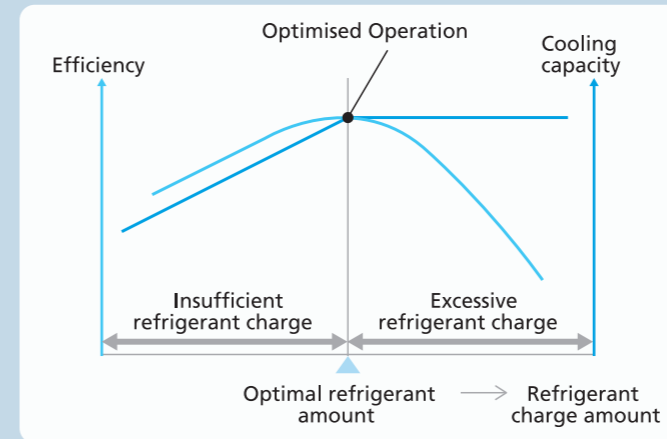
Malfunction

* For RZUR300-500QY1(4) models. On-site settings are required using the PCB of the outdoor unit.

Automatic refrigerant charge function

Contribute to optimised operation efficiency, higher quality and easier installation.

Optimised operation efficiency



This function prevents a capacity shortage or energy loss due to excessive or insufficient refrigerant.

Higher quality and easier installation

- 1 Calculation of necessary refrigerant amount from design drawing
- 2 Start of automatic refrigerant charge operation

Automatic Refrigerant Charge

- Automatic completion by proper refrigerant amount
- Monitoring refrigerant charging is unnecessary
- No recalculation of charge amounts due to minor design changes locally

The automatic refrigerant charge function automates the charging of the proper refrigerant amount and easy start by pressing one button.

- * There are conditions in the range of ambient temperature in which the automatic refrigerant charge can be used. Refer to the installation manual for details.
- * The refrigerant amount that can be automatically charged may differ from the additional refrigerant amount that is provided from calculations, but there are no problems in performance and quality.

Centralized management system extension

High efficiency integrated control

Intelligent Touch Manager

Lighting and ventilation control, energy use can be monitored and managed by one controller.

10.4 inch width touch screen

Centralized management can integrate with D-BACS system with high speed data transfer.

Centralized control is now available when using with Inverter packaged air conditioners.

Display of air filter cleaning times and self-inspection function for simple maintenance.

Auto restart

Automatically turn on the operation unit after facing unexpected shut down.

Enhanced varieties of factory modification

Factory Modification	Floor Standing Type		Duct Type
	Direct Air Blow	Duct Connection	
Auto restart*	○	○	○
Change fan motor and pulley	-	□	□
Discharge grill plenum chamber	○	□	□
Side discharge grill on discharge plenum chamber	□	□	-
Front suction high efficiency filter chamber	-	□	-
Front suction base flange for front suction high efficiency filter chamber	-	□	-
Suction grill for front suction high efficiency filter chamber	-	□	-
Rear suction	-	□	-
Drain pump	□	□	-
2 step airflow by toggle switch	□	-	-
All new fresh air (Discharge temperature control)	-	□	□

Note: Auto restart function can be turned ON/OFF by field setting.

Specifications

FLOOR STANDING TYPE

DIRECT AIR BLOW

Model Name	Indoor unit		FVGR200PV1(4)		FVGR250PV1(4)	
	Outdoor unit		RZUR200PY1(4)		RZUR250PY1(4)	
Cooling capacity ¹ (Max.)	Btu/h		69,000 (75,000)		92,000 (97,000)	
	kW		20.20 (21.90)		27.00 (28.40)	
Cooling capacity ² (Max.)	Btu/h		68,000 (74,000)		91,000 (96,000)	
	kW		20.00 (21.70)		26.70 (28.10)	
Power consumption ¹	kW		7.27		9.68	
Power consumption ²	kW		7.25		9.64	
CSPF ²			3.84		4.20	
Indoor unit	Power supply		1 Phase, 220-240 V, 50 Hz			
	Colour		Ivory White			
	Air flow rate (H)		80 m ³ /min		166 cfm	
	External static pressure ⁵		2,830 Pa		5,860 Pa	
	Fan	Motor output Drive	0.245x2 Direct Drive			
	Dimensions (HxWxD)		1,870x1,170x510 mm			
	Machine weight		149 kg			
	Sound level		61 dB(A)			
	Drain		PS 1B Internal thread			
Outdoor unit	Power supply		3 Phase, 380-415 V, 50 Hz			
	Colour		Ivory white			
	Compressor	Type	Hermetically sealed scroll type			
	Motor output		3.4x1 kW		4.5x1 kW	
	Air flow rate (H)		178 m ³ /min		297 cfm	
	Dimensions (HxWxD)		1,657x930x765 mm			
	Machine weight		185 kg			
	Sound level ⁴		57 dB(A)			
	Operation range		10 to 49 °CDB			
Refrigerant charge		5.9 kg		6.7 kg		
Refrigerant Piping	Liquid	Ø 9.5 (Brazing)		Ø 22.2 (Brazing)		
Max. piping length		70 (equivalent length 90 m)				
Max. level difference		50				

FLOOR STANDING TYPE

DUCT CONNECTION

Model Name	Indoor unit		FVPR250QY1(4)	FVPR300QY1(4)	FVPR400QY1(4)	FVPR450QY1(4)	FVPR500QY1(4)	
	Outdoor unit		RZUR250QY1(4)	RZUR300QY1(4)	RZUR400QY1(4)	RZUR450QY1(4)	RZUR500QY1(4)	
Cooling capacity ¹ (Max.)	Btu/h		100,000 (101,000)	120,000 (122,000)	160,000 (162,000)	180,000 (183,000)	200,000 (203,000)	
	kW		29.30 (29.60)	35.20 (35.76)	46.90 (47.48)	52.80 (53.63)	58.60 (59.50)	
Cooling capacity ² (Max.)	Btu/h		99,000 (100,000)	118,000 (120,000)	158,000 (160,000)	177,000 (180,000)	197,000 (200,000)	
	kW		28.90 (29.30)	34.70 (35.20)	46.30 (46.90)	52.00 (52.80)	57.70 (58.60)	
Power consumption ¹	kW		10.97	12.48	15.80	20.15	25.59	
Power consumption ²	kW		10.90	12.39	15.70	20.00	25.42	
CSPF ²			4.08	3.33	3.82	3.71	3.72	
Indoor unit	Power supply		3 Phase, 380-415 V, 50 Hz					
	Colour		Ivory White					
	Air flow rate (H)		80 m ³ /min		120 m ³ /min		166 cfm	
	External static pressure ⁵		2,830 Pa		4,240 Pa		5,860 Pa	
	Fan	Motor output Drive	1.5			2.2		
	Dimensions (HxWxD)		1,740x1,170x510 mm		1,870x1,470x720 mm		1,870x1,810x720 mm	
	Machine weight		151 kg		251 kg		297 kg	
	Sound level		61 dB(A)		67 dB(A)		66 dB(A)	
	Drain		PS 1B Internal thread					
Outdoor unit	Power supply		3 Phase, 380-415 V, 50 Hz					
	Colour		Ivory white					
	Compressor	Type	Hermetically sealed scroll type					
	Motor output		4.5x1 kW		(3.5x1)+(3.5x1) kW		(4.9x1)+(4.2x1) kW	
	Air flow rate (H)		178 m ³ /min		257 m ³ /min		297 m ³ /min	
	Dimensions (HxWxD)		1,657x930x765 mm		1,657x1,240x765 mm			
	Machine weight		185 kg		260 kg		291 kg	
	Sound level ⁴		57 dB(A)		60 dB(A)		65 dB(A)	
	Operation range		10 to 49 °CDB					
Refrigerant charge		6.7 kg		8.2 kg		11.7 kg		
Refrigerant Piping	Liquid	Ø 9.5 (Brazing)		Ø 12.7 (Brazing)		Ø 15.9 (Brazing)		
Max. piping length		70 (equivalent length 90 m)						
Max. level difference		50						

Note:

*1. Indoor temp.: 27°CDB, 19.5°CWB / outdoor temp.: 35°CDB, 24°CWB / Equivalent piping length: 7.5 m, level difference: 0 m.
 *2. Indoor temp.: 27°CDB, 19°CWB / outdoor temp.: 35°CDB, 24°CWB / Equivalent piping length: 7.5 m, level difference: 0 m.
 *3. Capacity are net, including a deduction for cooling for indoor fan motor heat.
 *4. Anechoic chamber conversion value, measured at a point 1 m in front of the unit at a height of 1.5 m.
 During actual operation, these values are normally somewhat higher as a result of ambient conditions and oil recovery mode.
 When there is concern for noise the surrounding area such as residences, we recommend investigating the installation location and taking soundproofing measures.
 *5. The value is the external static pressure with standard pulley.

DUCT TYPE

Model Name	Indoor unit		FDR200QY1(4)	FDR250QY1(4)	FDR300QY1(4)	FDR400QY1(4)	FDR450QY1(4)	FDR500QY1(4)
	Outdoor unit		RZUR200QY1(4)	RZUR250QY1(4)	RZUR300QY1(4)	RZUR400QY1(4)	RZUR450QY1(4)	RZUR500QY1(4)
Cooling capacity ¹ (Max.)	Btu/h		80,000 (81,000)	100,000 (101,000)	120,000 (122,000)	160,000 (162,000)	180,000 (183,000)	200,000 (203,000)
	kW		23.50 (23.74)	29.30 (29.60)	35.20 (35.76)	46.90 (47.48)	52.80 (53.63)	58.60 (59.50)
Cooling capacity ² (Max.)	Btu/h		79,000 (80,000)	99,000 (100,000)	118,000 (120,000)	158,000 (160,000)	177,000 (180,000)	197,000 (200,000)
	kW		23.20 (23.50)	28.90 (29.30)	34.70 (35.20)	46.30 (46.90)	52.00 (52.80)	57.70 (58.60)
Power consumption ¹	kW		8.97	10.77	11.28	15.79	21.38	26.52
Power consumption ²	kW		8.92	10.70	11.19	15.69	21.22	26.39
CSPF ²			4.30	4.38	4.14	4.12	3.42	3.39
Indoor unit	Power supply		3 Phase, 380-415 V, 50 Hz					
	Colour		Galvanized Steel					
	Air flow rate (H)		78 m ³ /min		120 m ³ /min		166 cfm	
	External static pressure ⁵		2,750 Pa		4,240 Pa		5,860 Pa	
	Fan	Motor output Drive	1.5			2.2		
	Dimensions (HxWxD)		500x1,330x850 mm		625x1,980x850 mm		760x2,195x870 mm	
	Machine weight		106 kg		177 kg		204 kg	
	Sound level		57 dB(A)		59 dB(A)		60 dB(A)	
	Drain		PS 3/4B Internal thread		PS 1B Internal thread			
Outdoor unit	Power supply		3 Phase, 380-415 V, 50 Hz					
	Colour		Ivory white					
	Compressor	Type	Hermetically sealed swing type			Hermetically sealed scroll type		
	Motor output		3.2x1 kW		4.5x1 kW		(3.5x1)+(3.5x1) kW	
	Air flow rate (H)		126 m ³ /min		178 m ³ /min		257 m ³ /min	
	Dimensions (HxWxD)		870x1,100x460 mm		1,657x930x765 mm		1,657x1,240x765 mm	
	Machine weight		113 kg		185 kg		260 kg	
	Sound level ⁴		61 dB(A)		57 dB(A)		60 dB(A)	
	Operation range		10 to 49 °CDB					
Refrigerant charge		3.8 kg		6.7 kg		8.2 kg		
Refrigerant Piping	Liquid	Ø 9.5 (Brazing)		Ø 12.7 (Brazing)		Ø 15.9 (Brazing)		
Max. piping length		70 (equivalent length 90 m)						
Max. level difference		50						

Note:

*1. Indoor temp.: 27°CDB, 19.5°CWB / outdoor temp.: 35°CDB, 24°CWB / Equivalent piping length: 7.5 m, level difference: 0 m.
 *2. Indoor temp.: 27°CDB, 19°CWB / outdoor temp.: 35°CDB, 24°CWB / Equivalent piping length: 7.5 m, level difference: 0 m.
 *3. Capacity are net, including a deduction for cooling for indoor fan motor heat.
 *4. Anechoic chamber conversion value, measured at a point 1 m in front of the unit at a height of 1.5 m.
 During actual operation, these values are normally somewhat higher as a result of ambient conditions and oil recovery mode.
 When there is concern for noise the surrounding area such as residences, we recommend investigating the installation location and taking soundproofing measures.
 *5. The value is the external static pressure with standard pulley.
 *6. Max. 40 m if the outdoor unit is lower than the indoor unit.

Option

FLOOR STANDING TYPE

Option	Direct Air Blow	Duct Connection		
	FVGR-PV1(4)	FVPR250QY1(4)	FVPR300/400QY1(4)	FVPR450/500QY1(4)
Discharge grill plenum chamber (Including pulley and belt)	—	BPCV10Q	BPCV16Q	BPCV20Q

CONTROL SYSTEM

Option	FVGR-PV1(4)	FVPR-QY1(4)	FDR-QY1(4)
Simplified remote controller	—	BRC2E61 (Built-in)	BRC2E61
Navigation remote controller	BRC1E63		
intelligent touch controller	DCS601C51		
Central remote controller	DCS302CA61		
Unified ON/OFF controller	DCS301B61		
Schedule timer	DST301BA61		
Wiring adaptor for electrical appendices (Group control adaptor) ★	KRP4AA51		
Wiring adaptor for electrical appendices ★	KRP2A61		
Adaptor for wiring ★	KRP1C67	—	
Adaptor for wiring (operation status output) ★	BRP11B61	—	
Remote sensor (for indoor temperature)	BRC501A-1	BRC501A-6	
Mounting plate for adaptor PCB ☆	—	BRP20A-3	BRP20A-1

Note:

Mounting plate ☆ is necessary for each adaptor marked ★.