DAIKIN

Perfecting the Air
Kenyamanan Tanpa Batas

**Warning**

- Ask a qualified installer or contractor to install this product. Do not try to install the product yourself. Improper installation can result in water or refrigerant leakage, electrical shock, fire or explosion.
- Use only those parts and accessories supplied or specified by Daikin. Ask a qualified installer or contractor to install those parts and accessories. Use of unauthorised parts and accessories or improper installation of parts and accessories can result in water or refrigerant leakage, electrical shock, fire or explosion.
- Read the user's manual carefully before using this product. The user's manual provides important safety instructions and warnings. Be sure to follow these instructions and warnings.

**Notice**

- About harmonics, since this product is equipped with an inverter, harmonics will be generated. If local laws require the suppression of harmonics on the building, please take harmonic suppression measures on the electrical equipment side. Please contact your local sales company for details.
- This product is specialized cooling for people only. It is not recommended for certain application with special requirement such as production room, surgery room, server room, food storage, laboratories, artwork installation and other rooms with special requirement.
- If used for special rooms that require high precision of temperature and humidity, dedicated AC system must be used. It is not recommended to use other AC system since the temperature & humidity precision may not be guaranteed.
- To reach optimum function, this product must operate and function in accordance with the specification listed and specified in the manual & engineering book. The product may operate at a capacity other than the specified operating instructions, however a precise temperature and humidity may not be achieved.

If you have any enquiries, please contact your local importer, distributor and/or retailer.

AUTHORIZED DEALER

**Cautions on product corrosion**

1. Air conditioners should not be installed in areas where corrosive gases, such as acid gas or alkaline gas, are produced.
2. If the outdoor unit is to be installed close to the sea shore, direct exposure to the sea breeze should be avoided. If you need to install the outdoor unit close to the sea shore, contact your local distributor.

***VRV*** is a trademark of Daikin Industries, Ltd.
***VRV*** Air Conditioning System is the world's first individual air conditioning system with variable refrigerant flow control and was commercialised by Daikin in 1982.
***VRV*** is the trademark of Daikin Industries, Ltd., which is derived from the technology we call "variable refrigerant volume."

***Spesifications, designs and other content appearing in this brochure are current as of March 2026 but subject to change without notice.***

DCC **0800 1 081 081**
**DAIKIN CONTACT CENTER**

**Jam Beroperasi:**
Senin - Jumat: 07:00 - 19:00 WIB
Sabtu - Minggu & Libur Nasional: 07:00 - 17:00 WIB

**PT DAIKIN AIRCONDITIONING INDONESIA**
Menara Astra 7th & 8th Floor, Jl. Jenderal Sudirman Kav. 5-6,
Kel. Karet Tengsin, Kec.Tanah Abang, Jakarta Pusat, DKI Jakarta - 10220
Telp : +6221 8665 6886 | Website : www.daikin.co.id

• **SERVICE CENTER : Jakarta Selatan**, Telp. : 021-2782 5545 | **Samarinda**, Telp. : 0541-252 2889 • **WORKSHOP: Cirebon**, Telp. : 0231-8817 512 | **Banjarmasin**, Tlp. : 0511-3258 969 | **Aceh**, Tlp. : 0651-7318 036 | **Lombok**, Tlp. : 0370-7843 231 | **Jambi**, Tlp. : 0741-3066 790 | **Padang**, Tlp. : 0751-896 2684 • **TRAINING CENTER : Sunter**, Telp. : 021-650 5030 • **BRANCH : Bekasi**, Telp. :021-2945 0585 | **Tangerang**, Telp. : 021-5314 1195 | **Bandung**, Telp. : 022-522 5150 | **Semarang**, Telp. : 024-7660 3221 | **Yogyakarta**, Telp. : 0274-551 321 | **Surabaya**, Telp. : 031-2971 2098 | **Denpasar**, Telp. : 0361-900 5514 | **Makassar**, Telp. : 0411-805 2691 | **Palembang**, Telp. : 0711-573 2282 | **Pekanbaru**, Telp. : 0761-561 139 | **Medan**, Telp. : 061-4200 8866 | **Manado**, Telp. : 0431-719 1199 | **Batam,** Tlp. : 0778-4171 445

TÜVRheinland CERTIFIED — Management System ISO 9001:2015 — www.tuv.com ID 9105084313

AMTIVO ISO 27001 Information Security Management — UKAS MANAGEMENT SYSTEMS 8289

DAIKIN

DIDVS2001B

# VRV IV S SERIES







## For residential and commercial use

**R-410A**

Cooling Only 50 Hz

# Engineered for Flexibility

**First launched in Japan in 1982, the Daikin VRV system has been embraced by world markets for over 30 years. Now, Daikin proudly introduces the new VRV IV S series-the ideal air conditioning system for homes, shops and offices.**

## VRV IV S SERIES

**VRV indoor units combine with residential indoor units, all in one system.**




* *VRV* is a trademark of Daikin Industries, Ltd.















# Main Features

## Compact & lightweight design

The new design has been optimised for the VRV IV S series, with the height of 4 HP to 5 HP models reduced to only 990 mm. This design gives the building a sleek look externally and provides the occupants with a clear, unobstructed view of the scenery. The VRV IV S series is now slim and compact, with outdoor units that require minimal installation space.




| VRV III S 4 HP (11.2 kW) | | VRV IV S SERIES 4 HP (11.2 kW) | |
|---|---|---|---|
| Height 1,345 mm | → | Height 990 mm | 26% Decrease |
| Product Weight 125 kg | → | Product Weight 71 kg | 43% Decrease |




| VRV IV 8 HP (22.4 kW) | | VRV IV S SERIES 8 HP (22.4 kW) | |
|---|---|---|---|
| Height 1,657 mm | → | Height 1,430 mm | 14% Decrease |
| Product Weight 185 kg | → | Product Weight 131 kg | 29% Decrease |
| Footprint 0.71 m² | → | Footprint 0.30 m² | 58% Decrease |

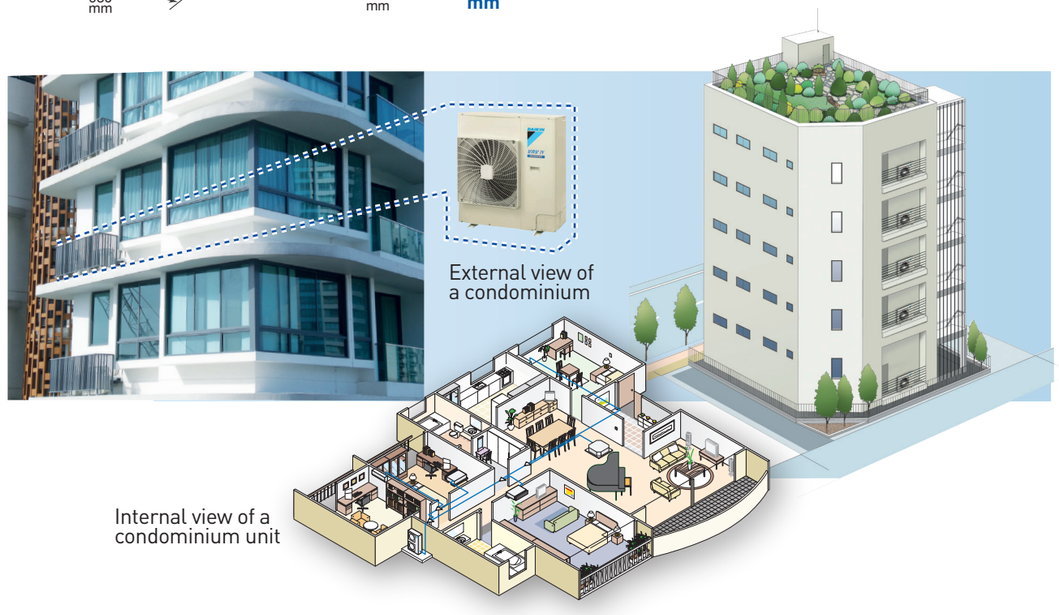


## Enhanced lineup

To suit a variety of room sizes, VRV IV S series expands our range to include 8 HP and 9 HP.

VRV IV S SERIES




*Mo/C represents Model Change

### Lineup

5 models

| Model Name | RXMQ4AVE | RXMQ5AVE | RXMQ6AVE | RXMQ8AY1 | RXMQ9AY1 |
|---|---|---|---|---|---|
| Power Supply | 1-phase, 220-230 V/220 V, 50/60 Hz | | | 3-phase, 380–415 V, 50 Hz | |
| Capacity Range | 4 HP (11.2 kW) | 5 HP (14.0 kW) | 6 HP (16.0 kW) | 8 HP (22.4 kW) | 9 HP (24.0 kW) |
| Capacity Index | 100 | 125 | 150 | 200 | 215 |

## Wide variety of indoor units

Indoor units can be selected from 2 lineups, both VRV and residential indoor units, to match rooms and preferences. A mixed combination of VRV indoor units and residential indoor units can be included into one system, opening the door to stylish and quiet indoor units.

### Elegant appearance with European style



FTKJ-N series indoor unit

reddot award 2014 winner

German Design Award SPECIAL MENTION 2015



# Main Features

## Energy saving

### Higher Coefficient of Performance (COP)

VRV IV S series provides greater energy saving as compared to VRV III S series, especially for 6 HP.

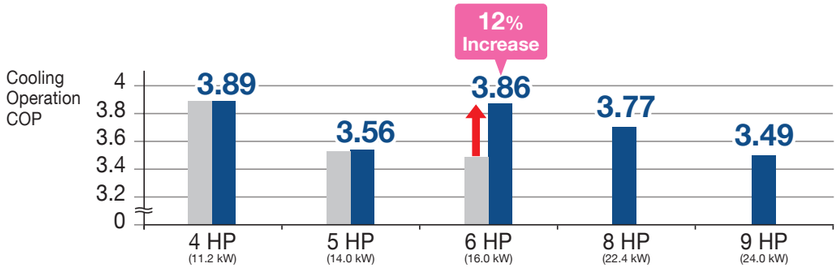


*Cooling operation conditions: Indoor temp. of 27°CDB,19°CWB, and outdoor temp. of 35°CDB.

VRV III S

VRV IV S SERIES

## Quiet operation

### Nighttime quiet operation function

Operation sound level selectable from 3 steps for the night mode

**Mode 1. Automatic mode**

Set on the outdoor PCB. Time of maximum temperature is memorised. The low operating mode will initiate 8 hours*1 after the peak temperature in the daytime, and normal operation will resume 10 hours*2 after that. The operation sound level for the night mode can be selected from 49 dB(A) (Step 1), 46 dB(A) (Step 2) and 43 dB(A) (Step 3).*3

**Mode 2. Manual mode**

Starting time and ending time can be input. (An external control adaptor for outdoor unit, DTA104A53/61/62, and a locally obtained timer are necessary.)

**Mode 3. Combined mode**

Combinations of modes 1 and 2 can be used depending on your needs.

*1. Initial setting. Can be selected from 6, 8 and 10 hours.
*2. Initial setting. Can be selected from 8, 9 and 10 hours.
*3. In case of 4 HP outdoor unit during cooling operation

**Mode 1. Automatic mode**

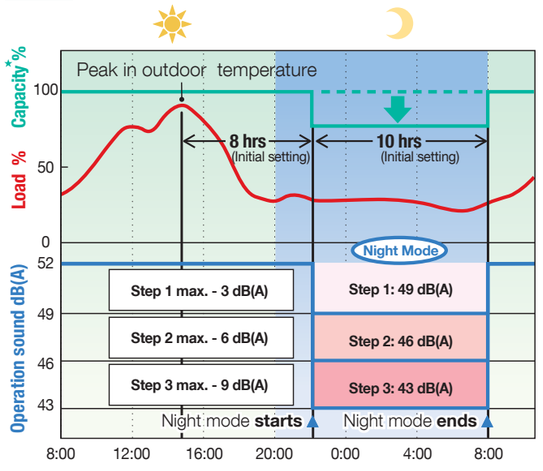


Note: • This function is available in setting at site.
• The relationship of outdoor temperature (load) and time shown in the graph is just an example.
* The capacity reduction rate differs depending on the operation sound level step selected.

## Collection of cutting-edge technologies realises efficient and quiet operation

The high efficiency compressor to achieve a higher COP

### 1 Compressor equipped with Reluctance DC motor

Daikin DC inverter models are equipped with the Reluctance DC motor for compressor. The Reluctance DC motor uses 2 different types of torque, neodymium magnet*1 and reluctance torque*2. This motor can save energy because it generates more power with a smaller electric power than an AC or conventional DC motor.

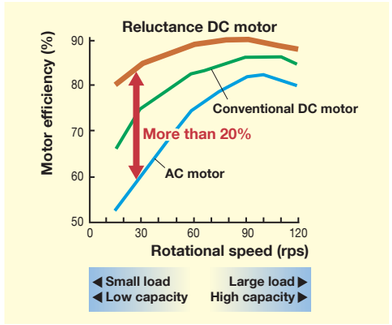


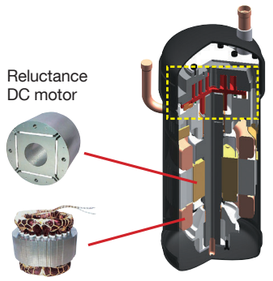





Note: Data are based on studies conducted under controlled conditions at a Daikin laboratory using Daikin products.
*1 A neodymium magnet is approximately 10 times stronger than a standard ferrite magnet.
*2 The torque created by the change in power between the iron and magnet parts.

**Sine wave DC inverter**

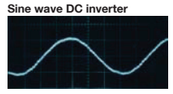

#### >> Smooth sine wave DC inverter

Use of an optimised sine wave smoothes motor rotation, further improving operating efficiency.

RXMQ4, 5, 6AVE

#### >> Swing compressor

Daikin swing compressor has integrated the rotor with the blade, completely solving the refrigerant leakage and the wear problem caused by the mechanical friction between the rotor and the blade, which enhances the compressor efficiency and makes the compressor more quiet and durable.



RXMQ8, 9AY1

#### >> The structural scroll

Sucked gas is compressed in the scrolling part before the heated motor, so that the machine compress the non-expanded gas, resulting in high efficiency compression.

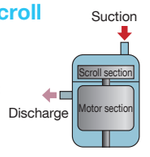


### 2 Smooth Air Inlet Bell Mouth and Aero Spiral Fan

These two features work to reduce sound. Guides are added to the bell mouth intake to reduce turbulence in the airflow generated by fan suction. The Aero Spiral Fan features fan blades with the bent blade edges, further reducing turbulence.

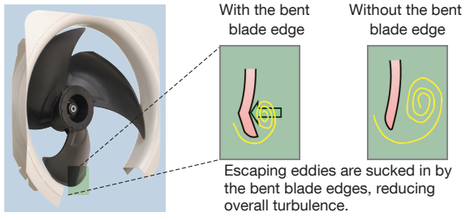


### 3 DC fan motor

Efficiency improved in all areas compared to conventional AC motors, especially at low speeds.

DC fan motor structure



# Main Features

## Design flexibility and simplified installation

### Connectable up to 14 indoor units

As many as 14 indoor units can be connected to a single outdoor unit, making the VRV IV S series a remarkably versatile system.

Note: Total capacity index of connectable indoor units must be 50-130% of the capacity index of the outdoor unit.
Refer to page 46 for the maximum number of connectable indoor unit.

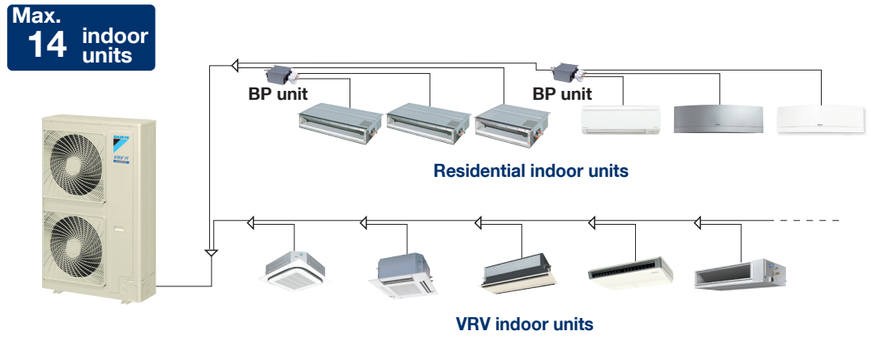


### Automatic test operation

Simply press the test operation button and the unit performs an automatic system check, including wiring, stop valves, piping, and refrigerant charging amount. The results are returned automatically after the check finishes.

### Simple wiring and piping connection

Unique piping and wiring systems make it possible to install a VRV IV S series quickly and easily.

#### >> Super wiring system

A super wiring system is used to enable shared use of the wiring between indoor and outdoor units and the central control wiring, with a relatively simple wiring operation.
The DIII-NET communication system is employed to enable the use of advanced control systems.

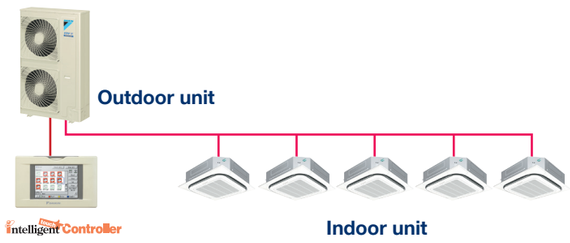


#### >> REFNET piping system

Daikin's advanced REFNET piping system makes installation easy. Only two main refrigerant lines are required in any one system. REFNET greatly reduces the imbalances in refrigerant flow between units, while using small-diameter piping.

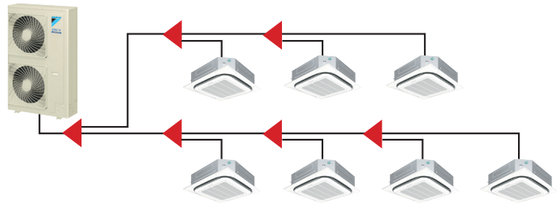

## Long piping design possible

Long piping length offers flexibility in the choice of installation positions, and simplifies system planning.

### When only VRV indoor units are connected

**Actual piping length Max. 120 m**

**Total piping length Max. 300 m**

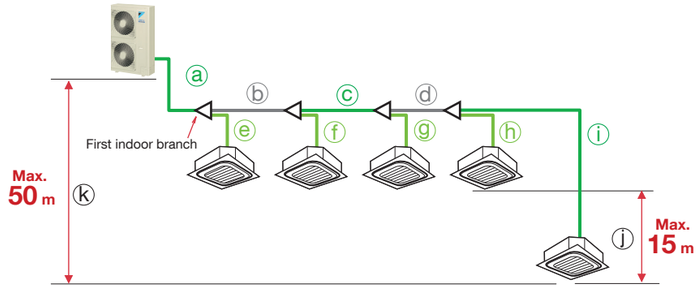


| | | | 4 HP | 5 HP | 6 HP | 8,9 HP |
|---|---|---|---|---|---|---|
| Max. allowable piping length | Refrigerant piping length | a+b+c+d+i | 50 m | 70 m | 120 m | 100 m |
| | Total piping length | a+b+c+d+e+f+g+h+i | 250 m | 300 m | 300 m | 300 m |
| | Between the first indoor branch and the farthest indoor unit | b+c+d+i | 40 m | 40 m | 40 m | 40 m |
| Max. allowable level difference | Between the indoor units | j | 10 m | 15 m | 15 m | 15 m |
| | Between the outdoor unit and the indoor unit — If the outdoor unit is above | k | 30 m | 30 m | 50 m | 50 m |
| | Between the outdoor unit and the indoor unit — If the outdoor unit is below | k | 30 m | 30 m | 40 m | 40 m |

### When a mixed combination of VRV and residential indoor units is connected or when only residential indoor units are connected

**Actual piping length Max. 100 m**

**Total piping length Max. 250 m**

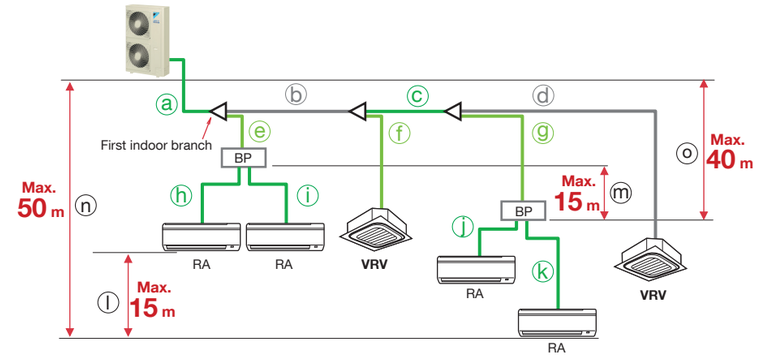


| | | | | 4 HP | 5 HP | 6-9 HP |
|---|---|---|---|---|---|---|
| Max. allowable piping length | Refrigerant piping length | | a+b+c+g+k, a+b+c+d | 50 m | 70 m | 100 m |
| | Total piping length | | a+b+c+d+e+f+g+h+i+j+k | 250 m | 250 m | 250 m |
| | The first indoor branch - the farthest BP or *VRV* indoor unit | | b+c+g, b+c+d | 40 m | 40 m | 40 m |
| Max. & min. allowable piping length | BP unit - indoor unit | If indoor unit capacity index < 60 | h, i, j, k | 2 m–15 m | 2 m–15 m | 2 m–15 m |
| | | If indoor unit capacity index is 60 | | 2 m–12 m | 2 m–12 m | 2 m–12 m |
| | | If indoor unit capacity index is 71 | | 2 m–8 m | 2 m–8 m | 2 m–8 m |
| Min. allowable piping length | Outdoor unit - the first indoor branch | | a | 5 m | 5 m | 5 m |
| Max. allowable level difference | Between the indoor units | | l | 10 m | 15 m | 15 m |
| | Between BP units | | m | 10 m | 15 m | 15 m |
| | Outdoor unit - the indoor unit | If the outdoor unit is above | n | 30 m | 30 m | 50 m |
| | | If the outdoor unit is below | n | 30 m | 30 m | 40 m |
| | Outdoor unit - the BP unit | | o | 30 m | 30 m | 40 m |

# Indoor Unit Lineup

Daikin offers a wide range of indoor units includes both **VRV** and residential models responding to variety of needs of our customers that require air-conditioning solutions.

## VRV indoor units

### Ceiling Mounted Cassette (Round Flow with Sensing) Type

**FXFSQ-AV4**



Presence of people and floor temperature can be detected to provide comfort and energy savings.



### Ceiling Mounted Cassette (Round Flow) Type

**FXFQ-AV4**



360° airflow improves temperature distribution and offers a comfortable living environment.



### Ceiling Mounted Cassette (Compact Multi Flow) Type

**FXZQ-MVE4**



Quiet, compact, and designed for user comfort



### Ceiling Mounted Cassette (Double Flow) Type

New **FXCQ-AVM4**



Thin, lightweight, and easy to install in narrow ceiling spaces



### Ceiling Mounted Cassette Corner Type

**FXKQ-MAVE4**



Slim design for flexible installation



### Slim Ceiling Mounted Duct Type (Standard Series)

**FXDQ-PDVE(T)4**

**FXDQ-NDVE(T)4**



Slim design, quietness and static pressure switching



### Slim Ceiling Mounted Duct Type (Compact Series)

**FXDQ-SPV14**



Slim and compact design for easy and flexible installation



### Middle Static Pressure Ceiling Mounted Duct Type

**FXSQ-PAV4**



**Middle external static pressure and slim design allow flexible installations**



### Ceiling Mounted Duct Type

**FXMQ-PAV4**

**FXMQ-MVE4**

New **FXMQ-PVM**



High external static pressure allows flexible installations



### Outdoor-Air Processing Unit

**FXMQ-MFV7**



Combine fresh air treatment and air conditioning, supplied from a single system.



### Ceiling Suspended Type

**FXHQ-MAV7**



**FXHQ-AVM4**



New

Slim body with quiet and wide airflow



### Floor Standing Type

**FXLQ-MAVE4**



### Concealed Floor Standing Type

**FXNQ-MAVE4**



Suitable for perimeter zone air conditioning



### Clean Room Air Conditioner

**FXBQ-PVE4**

**FXBPQ-PVE4**



Suitable for hospitals and other clean spaces



### Wall Mounted Type

**FXAQ-AVM**



New

Stylish flat panel design harmonised with your interior décor



### Floor Standing Duct Type

**FXVQ-NY14**



Large airflow type for large spaces. Flexible interior design for each tenant.



### Air Handling Unit

**AHUR**



Integrate your air handling unit in a total solution for large size spaces such as factories and large stores.



## Residential indoor units with connection to BP units

### Slim Ceiling Mounted Duct Type

**FDKS-EVMB4**

**FDKS-CVMB4**





Slim and smooth design suits your shallow ceiling

### Wall Mounted Type

**FTKJ-NVM4W**

**FTKJ-NVM4S**





Elegant appearance with European style

### Wall Mounted Type

**FTKS-DVM4**

**FTKS-FVM4**





Stylish flat panel harmonises with your interior décor

## Air treatment equipment

### Heat Reclaim Ventilator

**VAM-GJ**



### PM2.5 filtration unit

**BAF**

# Indoor Unit Lineup

New Round Flow Cassette movie at Daikin official YouTube site.

## Ceiling Mounted Cassette (Round Flow with Sensing) Type

**FXFSQ-A**

**Round flow with sensing**



## Ceiling Mounted Cassette (Round Flow) Type

**FXFQ-A**

ROUND FLOW



### Wide variety of decoration panels (Option)

- Designer choice has been given a boost with the increase in number of new types of decoration panels.
















### Decoration Panel Lineup (Option)



FXFSQ series only

**Standard panel with sensing**[*1]

BYCQ125EEF (Fresh White)



**Standard panel**[*2]

BYCQ125EAF (Fresh White)



**Designer panel**[*2]

BYCQ125EAPF (Fresh White)



FXFSQ series only

**Standard panel with sensing**[*1]

BYCQ125EEK (Black)



**Standard panel**[*2]

BYCQ125EAK (Black)

*1.Sensing function is applicable when sensing panel is installed.
*2.These panels do not contain the sensing function.



**Auto grille panel**[*2]

BYCQ125EASF (Fresh White)

## Specifications

### Ceiling Mounted Cassette (Round Flow with Sensing) Type

| MODEL | | FXFSQ25AV4 | FXFSQ32AV4 | FXFSQ40AV4 | FXFSQ50AV4 | FXFSQ63AV4 | FXFSQ80AV4 | FXFSQ100AV4 | FXFSQ125AV4 | FXFSQ140AV4 |
|---|---|---|---|---|---|---|---|---|---|---|
| Power supply | | 1-phase, 220-240 V/220-230 V, 50/60 Hz | | | | | | | | |
| Cooling capacity | Btu/h | 9,600 | 12,300 | 15,400 | 19,100 | 24,200 | 30,700 | 38,200 | 47,800 | 54,600 |
| Power consumption | kW | 0.028 | | 0.035 | 0.038 | 0.061 | 0.092 | 0.144 | 0.170 | 0.194 |
| Casing | | Galvanised steel plate | | | | | | | | |
| Sound level (H/HM/M/ML/L) | dB(A) | 30/29.5/28.5/28/27 | | 35/29.5/29/28/27 | 38/35/34.5/29.5/27 | 38/36/35.5/31.5/28 | 39/37/36/35.5/31 | 44/41/38/35/33 | 45/42.5/39.5/37/35 | 46/43.5/40.5/38/35 |
| Dimensions (H×W×D) | mm | 256×840×840 | | | | | | 298×840×840 | | |
| Machine weight | kg | 19 | | | 24 | 22 | | 25 | | 26 |

### Ceiling Mounted Cassette (Round Flow) Type

| MODEL | | FXFQ25AV4 | FXFQ32AV4 | FXFQ40AV4 | FXFQ50AV4 | FXFQ63AV4 | FXFQ80AV4 | FXFQ100AV4 | FXFQ125AV4 | FXFQ140AV4 |
|---|---|---|---|---|---|---|---|---|---|---|
| Power supply | | 1-phase, 220-240 V/220-230 V, 50/60 Hz | | | | | | | | |
| Cooling capacity | Btu/h | 9,600 | 12,300 | 15,400 | 19,100 | 24,200 | 30,700 | 38,200 | 47,800 | 54,600 |
| Power consumption | kW | 0.029 | | 0.036 | 0.040 | 0.063 | 0.096 | 0.158 | 0.178 | 0.203 |
| Casing | | Galvanised steel plate | | | | | | | | |
| Sound level (H/HM/M/ML/L) | dB(A) | 30/29.5/28.5/28/27 | | 35/29.5/29/28/27 | 35/33.5/29.5/28.5/27 | 36/35.5/31.5/31/28 | 37/36.5/36/35.5/29.5 | 43/40.5/37.5/35/33 | 44/41.5/39/36.5/33 | 46/43.5/40.5/38/35 |
| Dimensions (H×W×D) | mm | 256×840×840 | | | | | | 298×840×840 | | |
| Machine weight | kg | 19 | | | | 22 | | 25 | | 26 |

Note: Specifications are based on the following conditions;
- Cooling: Indoor temp.: 27°CDB, 19°CWB, Outdoor temp.: 35°CDB, Equivalent piping length: 7.5 m, Level difference: 0 m.
- Capacity of indoor unit is only for reference. Actual capacity of indoor unit is based on the total capacity index. (See Engineering Data Book for details.)
- Sound level: Anechoic chamber conversion value, measured at a point 1.5 m downward from the unit centre.
  During actual operation, these values are normally somewhat higher as a result of ambient conditions.



## Ceiling Mounted Cassette (Compact Multi Flow) Type FXZQ-M

### Quiet, compact, and designed for user comfort



### Specifications

| MODEL | | FXZQ20MVE4 | FXZQ25MVE4 | FXZQ32MVE4 | FXZQ40MVE4 | FXZQ50MVE4 |
|---|---|---|---|---|---|---|
| Power supply | | 1-phase, 220-240 V/220 V, 50/60 Hz | | | | |
| Cooling capacity | Btu/h | 7,500 | 9,600 | 12,300 | 15,400 | 19,100 |
| | kW | 2.2 | 2.8 | 3.6 | 4.5 | 5.6 |
| Power consumption | kW | 0.073 | | 0.076 | 0.089 | 0.115 |
| Casing | | Galvanised steel plate | | | | |
| Sound level (H/L) 230 V, 50 Hz-240 V, 50 Hz | dB(A) | 30/25-32/26 | | 32/26-34/28 | 36/28-37/29 | 41/33-42/35 |
| Dimensions (H×W×D) | mm | 286×575×575 | | | | |
| Machine weight | kg | 18 | | | | |

## Ceiling Mounted Cassette (Double Flow) Type New FXCQ-AVM4

### Thin, lightweight, and easy to install in narrow ceiling spaces



### Specifications

| MODEL | | FXCQ20AVM4 | FXCQ25AVM4 | FXCQ32AVM4 | FXCQ40AVM4 | FXCQ50AVM4 | FXCQ63AVM4 | FXCQ80AVM4 | FXCQ125AVM4 |
|---|---|---|---|---|---|---|---|---|---|
| Power supply | | 1-phase, 220-240 V/220 V, 50/60 Hz | | | | | | | |
| Cooling capacity | Btu/h | 7,500 | 9,600 | 12,300 | 15,400 | 19,100 | 24,200 | 30,700 | 47,800 |
| | kW | 2.2 | 2.8 | 3.6 | 4.5 | 5.6 | 7.1 | 9.0 | 14.0 |
| Power consumption | kW | 0.031 | 0.039 | 0.039 | 0.041 | 0.059 | 0.063 | 0.090 | 0.149 |
| Casing | | Galvanised steel plate | | | | | | | |
| Sound level (H/L) 220 V | dB(A) | 32/28 | 34/29 | 34/30 | 36/31 | 37/31 | 39/32 | 42/33 | 46/38 |
| Dimensions (H×W×D) | mm | 305×775×620 | 305×775×620 | 305×775×620 | 305×990×620 | 305×990×620 | 305×1,175×620 | 305×1,445×620 | 305×1,445×620 |
| Machine weight | kg | 19.0 | 19.0 | 19.0 | 19.0 | 22.0 | 25.0 | 33.0 | 38.0 |

## Ceiling Mounted Cassette Corner Type FXKQ-MA

### Slim design for flexible installation



### Specifications

| MODEL | | FXKQ25MAVE4 | FXKQ32MAVE4 | FXKQ40MAVE4 | FXKQ63MAVE4 |
|---|---|---|---|---|---|
| Power supply | | 1-phase, 220-240 V/220 V, 50/60 Hz | | | |
| Cooling capacity | Btu/h | 9,600 | 12,300 | 15,400 | 24,200 |
| Power consumption | kW | 0.066 | | 0.076 | 0.105 |
| Sound level (H/L) 220 V | dB(A) | 38/33 | | 40/34 | 42/37 |
| Sound level (H/L) 240 V | dB(A) | 40/35 | | 42/36 | 44/39 |
| Dimensions (H×W×D) | mm | 215X1,110X710 | | | 215X1,310X710 |
| Machine weight | kg | 31 | | | 34 |

Note: Specifications are based on the following conditions;
- Cooling: Indoor temp.: 27°CDB, 19°CWB, Outdoor temp.: 35°CDB, Equivalent piping length: 7.5 m, Level difference: 0 m.
- Capacity of indoor unit is only for reference. Actual capacity of indoor unit is based on the total capacity index. (See Engineering Data Book for details.)
- Sound level: Anechoic chamber conversion value, measured at a point 1 m in front of the unit and 1 m downward.
  During actual operation, these values are normally somewhat higher as a result of ambient conditions.

## Slim Ceiling Mounted Duct Type (Standard Series) FXDQ-PD / ND

### Slim design, quietness and static pressure switching



### Specifications

| MODEL | with drain pump | FXDQ20PDVE4 | FXDQ25PDVE4 | FXDQ32PDVE4 | FXDQ40NDVE4 | FXDQ50NDVE4 | FXDQ63NDVE4 |
|---|---|---|---|---|---|---|---|
| | without drain pump | FXDQ20PDVET4 | FXDQ25PDVET4 | FXDQ32PDVET4 | FXDQ40NDVET4 | FXDQ50NDVET4 | FXDQ63NDVET4 |
| Power supply | | 1-phase, 220-240 V/220 V, 50/60 Hz | | | | | |
| Cooling capacity | Btu/h | 7,500 | 9,600 | 12,300 | 15,400 | 19,100 | 24,200 |
| Power consumption (FXDQ-PDVE) ★1 | kW | 0.086 | 0.086 | 0.089 | 0.160 | 0.165 | 0.181 |
| Power consumption (FXDQ-PDVET) ★1 | kW | 0.067 | 0.067 | 0.070 | 0.147 | 0.152 | 0.168 |
| External static pressure | Pa | 30-10★2 | | | 44-15★2 | | |
| Sound level (HH/H/L)★1★3 | dB(A) | 28/26/23 | | 28/26/24 | 30/28/26 | 33/30/27 | 33/31/29 |
| Dimensions (H×W×D) | mm | 200×700×620 | 200×700×620 | 200×700×620 | 200×900×620 | 200×900×620 | 200×1,100×620 |
| Machine weight | kg | 23 | 23 | 23 | 27 | 28 | 31 |

Note: Specifications are based on the following conditions;
- •Cooling: Indoor temp.: 27°CDB, 19°CWB, Outdoor temp.: 35°CDB, Equivalent piping length: 7.5 m, Level difference: 0 m.
- •Capacity of indoor unit is only for reference. Actual capacity of indoor unit is based on the total capacity index. (See Engineering Data Book for details.)
- •Sound level: Anechoic chamber conversion value, measured at a point 1.5 m downward from the unit centre.
  During actual operation, these values are normally somewhat higher as a result of ambient conditions.
- ★1 : Values are based on the following conditions: FXDQ-PD: external static pressure of 10 Pa; FXDQ-ND: external static pressure of 15 Pa.
- ★2 : External static pressure is changeable to set by the remote controller. This pressure means "High static pressure - Standard".(Factory setting is 10 Pa for FXDQ-PD models and 15 Pa for FXDQ-ND models.)
- ★3 : The values of operation sound level represent those for rear-suction operation. Sound level values for bottom-suction operation can be obtained by adding 5 dB(A).

## Slim Ceiling Mounted Duct Type (Compact Series) FXDQ-SP

### Slim and compact design for easy and flexible installation



### Specifications

| MODEL | | FXDQ20SPV14 | FXDQ25SPV14 | FXDQ32SPV14 | FXDQ40SPV14 | FXDQ50SPV14 | FXDQ63SPV14 |
|---|---|---|---|---|---|---|---|
| Power supply | | 1-phase, 220-240 V, 50 Hz | | | | | |
| Cooling capacity | Btu/h | 7,500 | 9,600 | 12,300 | 15,400 | 19,100 | 24,200 |
| Power consumption ★1 | kW | 0.072 | 0.075 | 0.078 | 0.180 | 0.180 | 0.196 |
| Airflow rate (HH/H/L) | $m^3$/min | 8.7/7.6/6.5 | 9.0/8.0/7.0 | 10.0/9.0/8.0 | 15.0/13.0/10.5 | | 20.0/16.0/12.5 |
| | cfm | 307/268/229 | 318/282/247 | 353/318/282 | 530/459/371 | | 706/565/441 |
| External static pressure | Pa | | 30-10★2 | | 50-20★2 | | 40-20★2 |
| Sound level (HH/H/L) ★1★3 | dB(A) | 33/31/29 | | 34/32/30 | 35/33/31 | | 37/35/33 |
| Dimensions (H×W×D) | mm | 200×700×450 | | | 200×900×450 | | 200×1,100×450 |
| Machine weight | kg | 17 | | | 20 | | 23 |

Note: Specifications are based on the following conditions;
- •Cooling: Indoor temp.: 27°CDB, 19°CWB, Outdoor temp.: 35°CDB, Equivalent piping length: 7.5 m, Level difference: 0 m.
- •Capacity of indoor unit is only for reference. Actual capacity of indoor unit is based on the total capacity index. (See Engineering Data Book for details.)
- •Sound level: Anechoic chamber conversion value, measured at a point 1.5 m downward from the unit centre.
  During actual operation, these values are normally somewhat higher as a result of ambient conditions.
- ★1 : Values are based on the following conditions: FXDQ20-32SP: external static pressure of 10 Pa; FXDQ40-63SP: external static pressure of 20 Pa.
- ★2 : External static pressure is changeable to set by the remote controller. This pressure means "High static pressure - Standard". (Factory setting is 10 Pa for FXDQ20-32SP models and 20 Pa for FXDQ40-63SP models.)
- ★3 : The values of operation sound level represent those for rear-suction operation. Sound level values for bottom-suction operation can be obtained by adding 5 dB(A).



## Ceiling Mounted Duct Type FXMQ-PA / MA / P

### Middle and high static pressure allows for flexible duct design



### Specifications

| MODEL | | FXMQ20PAV4 | FXMQ25PAV4 | FXMQ32PAV4 | FXMQ40PAV4 | FXMQ50PAV4 |
|---|---|---|---|---|---|---|
| Power supply | | 1-phase, 220-240 V/220 V, 50/60 Hz | | | | |
| Cooling capacity | Btu/h | 7,500 | 9,600 | 12,300 | 15,400 | 19,100 |
| Power consumption | kW | 0.056 ★1 | 0.056 ★1 | 0.060 ★1 | 0.151 ★1 | 0.128 ★1 |
| Airflow rate (HH/H/L) | $m^3$/min | 9/7.5/6.5 | 9/7.5/6.5 | 9.5/8/7 | 16/13/11 | 18/16.5/15 |
| | cfm | 318/265/230 | 318/265/230 | 335/282/247 | 565/459/388 | 635/582/530 |
| External static pressure | Pa | 30-100 (50) ★2 | 30-100 (50) ★2 | 30-100 (50) ★2 | 30-160 (100) ★2 | 50-200 (100) ★2 |
| Sound level (HH/H/L) | dB(A) | 33/31/29 | 33/31/29 | 34/32/30 | 39/37/35 | 41/39/37 |
| Dimensions (H×W×D) | mm | 300x550x700 | 300x550x700 | 300x550x700 | 300x700x700 | 300x1,000x700 |
| Machine weight | kg | 25 | 25 | 25 | 27 | 35 |

| MODEL | | FXMQ63PAV4 | FXMQ80PAV4 | FXMQ100PAV4 | FXMQ125PAV4 | FXMQ140PAV4 |
|---|---|---|---|---|---|---|
| Power supply | | 1-phase, 220-240 V/220 V, 50/60 Hz | | | | |
| Cooling capacity | Btu/h | 24,200 | 30,700 | 38,200 | 47,800 | 54,600 |
| Power consumption | kW | 0.138 ★1 | 0.185 ★1 | 0.215 ★1 | 0.284 ★1 | 0.405 ★1 |
| Airflow rate (HH/H/L) | $m^3$/min | 19.5/17.5/16 | 25/22.5/20 | 32/27/23 | 39/33/28 | 46/39/32 |
| | cfm | 688/618/565 | 883/794/706 | 1,130/953/812 | 1,377/1,165/988 | 1,624/1,377/1,130 |
| External static pressure | Pa | 50-200 (100) ★2 | 50-200 (100) ★2 | 50-200 (100) ★2 | 50-200 (100) ★2 | 50-140 (100) ★2 |
| Sound level (HH/H/L) | dB(A) | 42/40/38 | 43/41/39 | 43/41/39 | 44/42/40 | 46/45/43 |
| Dimensions (H×W×D) | mm | 300×1,000×700 | 300×1,000×700 | 300×1,400×700 | 300×1,400×700 | 300×1,400×700 |
| Machine weight | kg | 35 | 35 | 45 | 45 | 46 |

Note: Specifications are based on the following conditions;
- •Cooling: Indoor temp.: 27°CDB, 19°CWB, Outdoor temp.: 35°CDB, Equivalent piping length: 7.5 m, Level difference: 0 m.
- •Capacity of indoor unit is only for reference. Actual capacity of indoor unit is based on the total capacity index. (See Engineering Data Book for details.)
- •Sound level: Anechoic chamber conversion value, measured at a point 1.5 m downward from the unit centre.
  During actual operation, these values are normally somewhat higher as a result of ambient conditions.
- ★1: Power consumption values are based on conditions of rated external static pressure.
- ★2: External static pressure can be modified using a remote controller that offers seven (FXMQ20-32PA), thirteen (FXMQ40PA), fourteen (FXMQ50-125PA) or ten (FXMQ140PA) levels of control. These values indicate the lowest and highest possible static pressures. The standard static pressure is 50 Pa for FXMQ20-32PA and 100 Pa for FXMQ40-140PA.

### High static pressure allows for flexible duct design




FXMQ200-250PVM4

### Specifications

| MODEL | | | FXMQ200MAV4 | FXMQ250MAV4 | FXMQ200PVM | FXMQ250PVM |
|---|---|---|---|---|---|---|
| Power supply | | | 1-phase, 220-240 V/220 V, 50/60 Hz | | | |
| Cooling capacity | | Btu/h | 76,400 | 95,500 | 76,400 | 95,500 |
| Power consumption | | kW | 1.294 ★1 | 1.465 ★1 | 0.55 ★1 | 0.67 ★1 |
| Airflow rate (H/L) | | $m^3$/min | 58/50 | 72/62 | 61/50 | 71/58 |
| | | cfm | 2,047/1,765 | 2,542/2,189 | 2,153/1,765 | 2,506/2,047 |
| External static pressure | | Pa | 132-221★2 | 191-270★2 | 50-250 (150)★2 | 50-250 (150)★2 |
| ★ Sound level (H/L) | 220 V | dB(A) | 48/45 | 48/45 | 38/35 | 40/37 |
| | 240 V | | 49/46 | 49/46 | - | - |
| Dimensions (H×W×D) | | mm | 470×1,380×1,100 | 470×1,380×1,100 | 470×1,490×1,100 | 470×1,490×1,100 |
| Machine weight | | kg | 137 | 137 | 95 | 105 |

Note: Specifications are based on the following conditions;
- • Cooling: Indoor temp.: 27°CDB, 19°CWB, Outdoor temp.: 35°CDB, Equivalent piping length: 7.5 m, Level difference: 0 m.
- • Capacity of indoor unit is only for reference. Actual capacity of indoor unit is based on the total capacity index. (See Engineering Data Book for details.)
- • Sound level: **(FXMQ-MA)** Anechoic chamber conversion value, measured at a point 1.5 m downward from the unit centre.
  During actual operation, these values are normally somewhat higher as a result of ambient conditions.
  1: Power consumption values are based on conditions of standard external static pressure.
  2: External static pressure is changeable to change over the connectors inside electrical box, this pressure means "Standard-High static pressure".

## Middle Static Pressure Ceiling Mounted Duct Type — FXSQ-PA

**Middle external static pressure and slim design allow flexible installations**



### Specifications

| MODEL | | FXSQ20PAV4 | FXSQ25PAV4 | FXSQ32PAV4 | FXSQ40PAV4 | FXSQ50PAV4 |
|---|---|---|---|---|---|---|
| Power supply | | 1-phase, 220-240 V/220 V, 50/60 Hz | | | | |
| Cooling capacity | Btu/h | 7,500 | 9,600 | 12,300 | 15,400 | 19,100 |
| Power consumption | kW | 0.058 ★1 | 0.058 ★1 | 0.066 ★1 | 0.101 ★1 | 0.075 ★1 |
| Airflow rate (H/M/L) | m³/min | 9/7.5/6.5 | 9/7.5/6.5 | 9.5/8/7 | 15/12.5/10.5 | 17/14.5/11.5 |
| | cfm | 318/265/230 | 318/265/230 | 335/282/247 | 530/441/371 | 600/512/406 |
| External static pressure | Pa | 30-150 (50) ★2 | | | | 50-150 (50) ★2 |
| Sound level (H/M/L) | dB(A) | 33/30/28 | | 34/32/30 | 36/33/30 | 34/32/29 |
| Dimensions (H×W×D) | mm | 245×550×800 | | | 245×700×800 | 245×1,000×800 |
| Machine weight | kg | 25 | | | 27 | 35 |

| MODEL | | FXSQ63PAV4 | FXSQ80PAV4 | FXSQ100PAV4 | FXSQ125PAV4 | FXSQ140PAV4 |
|---|---|---|---|---|---|---|
| Power supply | | 1-phase, 220-240 V/220 V, 50/60 Hz | | | | |
| Cooling capacity | Btu/h | 24,200 | 30,700 | 38,200 | 47,800 | 54,600 |
| Power consumption | kW | 0.106 ★1 | 0.126 ★1 | 0.151 ★1 | 0.206 ★1 | 0.222 ★1 |
| Airflow rate (H/M/L) | m³/min | 21/17.5/14.5 | 23/19.5/16 | 32/27/22.5 | 37/31.5/26 | 39/33.5/28 |
| | cfm | 741/618/512 | 812/688/565 | 1,130/953/794 | 1,306/1,112/918 | 1,377/1,183/988 |
| External static pressure | Pa | 50-150 (50) ★2 | | | | 50-140 (50) ★2 |
| Sound level (H/M/L) | dB(A) | 36/32/29 | 37.5/34/30 | 39/35/32 | 42/38.5/35 | 43/40/36 |
| Dimensions (H×W×D) | mm | 245×1,000×800 | | 245×1,400×800 | | 245×1,550×800 |
| Machine weight | kg | 35 | 37 | 46 | 47 | 52 |

Note: Specifications are based on the following conditions;
- Cooling: Indoor temp.: 27°CDB, 19°CWB, Outdoor temp.: 35°CDB, Equivalent piping length: 7.5 m, Level difference: 0 m.
- Capacity of indoor unit is only for reference. Actual capacity of indoor unit is based on the total capacity index. (See Engineering Data Book for details.)
- Sound level: Anechoic chamber conversion value, measured at a point 1.5 m downward from the unit centre.
  During actual operation, these values are normally somewhat higher as a result of ambient conditions.

★1: Power consumption values are based on conditions of rated external static pressure.
★2: External static pressure can be modified using a remote controller that offers thirteen (FXSQ20-40PA), eleven (FXSQ50-125PA) or ten (FXSQ140PA) levels of control. These values indicate the lowest and highest possible static pressures. The rated static pressure is 50 Pa.

## Wall Mounted Type — New FXAQ-AVM

**Stylish flat panel design harmonised with your interior décor**



### Specifications

| MODEL | | FXAQ20AVM(4)(S) | FXAQ25AVM(4)(S) | FXAQ32AVM(4)(S) | FXAQ40AVM(4)(S) | FXAQ50AVM(4)(S) | FXAQ63AVM(4)(S) |
|---|---|---|---|---|---|---|---|
| Power supply | | VM: 1-phase, 220-240 V/220-230 V, 50/60 Hz<br>VM4, VMS: 1-phase, 220 V, 50 Hz | | | | | |
| Cooling capacity | Btu/h | 7,500 | 9,600 | 12,300 | 15,400 | 19,100 | 24,200 |
| Power consumption | kW | 0.040 | | | 0.050 | 0.060 | 0.100 |
| Airflow rate (H/L) | m³/min | 9.1/7.0 | 9.4/7.0 | 9.8/7.0 | 12.2/9.7 | 15.0/12.0 | 19.0/14.0 |
| | cfm | 321/247 | 332/247 | 346/247 | 431/342 | 530/424 | 671/494 |
| Sound level (H/L) | dB(A) | 33.0/28.5 | 35.0/28.5 | 37.5/28.5 | 37.0/33.5 | 41.0/35.5 | 46.5/38.5 |
| Dimensions (H×W×D) | mm | 290×795×266 | | | 290×1,050×269 | | |
| Machine weight | kg | 12.0 | | | 15.0 | | |

Note: Specifications are based on the following conditions;
- Cooling: Indoor temp.: 27°CDB, 19°CWB, Outdoor temp.: 35°CDB, Equivalent piping length: 7.5 m, Level difference: 0 m.
- Heating: Indoor temp.: 20°CDB, Outdoor temp.: 7°CDB, 6°CWB, Equivalent piping length: 7.5 m, Level difference: 0 m.
- Capacity of indoor unit is only for reference. Actual capacity of indoor unit is based on the total capacity index. (See Engineering Data Book for details.)
- Sound level: Anechoic chamber conversion value, measured at a point 1 m in front of the unit and 1 m downward. During actual operation, these values are normally somewhat higher as a result of ambient conditions.



## Ceiling Suspended Type — New FXHQ-MA / A

**Slim body with quiet and wide airflow**





### Specifications

| MODEL | | FXHQ32MAV7 | FXHQ63MAV7 | FXHQ100MAV7 | FXHQ125AVM4 | FXHQ140AVM4 |
|---|---|---|---|---|---|---|
| Power supply | | 1-phase, 220-240 V/220 V, 50/60 Hz | | | | |
| Cooling capacity | Btu/h | 12,300 | 24,200 | 38,200 | 48,000 | 52,900 |
| Power consumption | kW | 0.111 | 0.115 | 0.135 | 0.168 | 0.181 |
| Airflow rate (H/L) | m³/min | 12/10 | 17.5/14 | 25/19.5 | 34/20 | 36/20 |
| | cfm | 424/353 | 618/494 | 883/688 | 1,200/706 | 1,271/706 |
| Sound level (H/L) | dB(A) | 36/31 | 39/34 | 45/37 | 46/37 | 48/37 |
| Dimensions (H×W×D) | mm | 195×960×680 | 195×1,160×680 | 195×1,400×680 | 235×1,590×690 | 235×1,590×690 |
| Machine weight | kg | 24.0 | 28.0 | 33.0 | 39.0 | |

Note: Specifications are based on the following conditions;
- Cooling: Indoor temp.: 27°CDB, 19°CWB, Outdoor temp.: 35°CDB, Equivalent piping length: 7.5 m, Level difference: 0 m.
- Capacity of indoor unit is only for reference. Actual capacity of indoor unit is based on the total capacity index. (See Engineering Data Book for details.)
- Sound level: Anechoic chamber conversion value, measured at a point 1 m in front of the unit and 1 m downward. During actual operation, these values are normally somewhat higher as a result of ambient conditions.

## 4-way Flow Ceiling Suspended Type — FXUQ-A

**This slim and stylish indoor unit achieves optimum air distribution, and can be installed without the need for ceiling cavity.**



### Specifications

| MODEL | | FXUQ71AVEB | FXUQ100AVEB |
|---|---|---|---|
| Power supply | | 1-phase, 220-240 V/220-230 V, 50/60 Hz | |
| Cooling capacity | Btu/h | 27,300 | 38,200 |
| Power consumption | kW | 0.090 | 0.200 |
| Airflow rate (H/M/L) | m³/min | 22.5/19.5/16 | 31/26/21 |
| | cfm | 794/688/565 | 1,094/918/741 |
| Sound level (H/M/L) | dB(A) | 40/38/36 | 47/44/40 |
| Dimensions (H×W×D) | mm | 198×950×950 | |
| Machine weight | kg | 26 | 27 |

Note: Specifications are based on the following conditions;
- Cooling: Indoor temp.: 27°CDB, 19°CWB, Outdoor temp.: 35°CDB, Equivalent piping length: 7.5 m, Level difference: 0 m.
- Capacity of indoor unit is only for reference. Actual capacity of indoor unit is based on the total capacity index. (See Engineering Data Book for details.)
- Sound level: **(FXUQ-A)** Anechoic chamber conversion value, measured at a point 1 m in front of the unit and 1 m downward. During actual operation, these values are normally somewhat higher as a result of ambient conditions

«1: Power consumption values are based on conditions of standard external static pressure.
«2: External static pressure is changeable to change over the connectors inside electrical box, this pressure means "Standard-High static pressure".

# Indoor Unit Lineup

## Floor Standing Type — FXLQ-MA

**Suitable for perimeter zone air conditioning**



### Specifications

| MODEL | | | FXLQ20MAVE4 | FXLQ25MAVE4 | FXLQ32MAVE4 | FXLQ40MAVE4 | FXLQ50MAVE4 | FXLQ63MAVE4 |
|---|---|---|---|---|---|---|---|---|
| Power supply | | | 1-phase, 220-240 V/220 V, 50/60 Hz | | | | | |
| Cooling capacity | | Btu/h | 7,500 | 9,600 | 12,300 | 15,400 | 19,100 | 24,200 |
| Power consumption | | kW | 0.049 | 0.049 | 0.090 | 0.090 | 0.110 | 0.110 |
| Airflow rate (H/L) | | m³/min | 7/6 | 7/6 | 8/6 | 11/8.5 | 14/11 | 16/12 |
| | | cfm | 247/212 | 247/212 | 282/212 | 388/300 | 494/388 | 565/424 |
| Sound level (H/L) | 220 V | dB(A) | 35/32 | 35/32 | 35/32 | 38/33 | 39/34 | 40/35 |
| | 240 V | | 37/34 | 37/34 | 37/34 | 40/35 | 41/36 | 42/37 |
| Dimensions (H×W×D) | | mm | 600×1,000×222 | 600×1,000×222 | 600×1,140×222 | 600×1,140×222 | 600×1,420×222 | 600×1,420×222 |
| Machine weight | | kg | 25.0 | 25.0 | 30.0 | 30.0 | 36.0 | 36.0 |

Note: Specifications are based on the following conditions;
- Cooling: Indoor temp.: 27°CDB, 19°CWB, Outdoor temp.: 35°CDB, Equivalent piping length: 7.5 m, Level difference: 0 m.
- Capacity of indoor unit is only for reference. Actual capacity of indoor unit is based on the total capacity index. (See Engineering Data Book for details.)
- Sound level: Anechoic chamber conversion value, measured at a point 1.5 m in front of the unit at a height of 1.5 m. During actual operation, these values are normally somewhat higher as a result of ambient conditions.

## Floor Standing Duct Type — FXVQ-N

**Large airflow type for large spaces.**
**Flexible interior design for each tenant.**



### Specifications

| MODEL | | | FXVQ125NY14 | FXVQ200NY14 | FXVQ250NY14 | FXVQ400NY14 | FXVQ500NY14 |
|---|---|---|---|---|---|---|---|
| Power supply | | | 3-phase 4-wire system, 380–415 V, 50 Hz | | | | |
| Cooling capacity | | Btu/h | 47,800 | 76,400 | 95,500 | 154,000 | 191,000 |
| | | | 0.53 | 1.33 | 1.61 | 3.97 | 2.62 |
| Dimensions (H×W×D) | | mm | 1,670×750×510 | 1,670×950×510 | 1,670×1,170×510 | 1,900×1,170×720 | 1,900×1,470×720 |
| Machine weight | | kg | 118 | 144 | 169 | 236 | 281 |
| Sound level *1 | | dB(A) | 52 | 56 | 60 | 65 | 62 |
| Air filter | Type | | Long-life filter (anti-mould resin net) | | | | |
| Fan | Motor output | kW | 0.75 | 1.5 | | 3.7 | |
| | Airflow rate | m³/min | 43 | 69 | 86 | 134 | 165 |
| | | cfm | 1,518 | 2,436 | 3,036 | 4,730 | 5,825 |
| | External static pressure *2 | Pa | 152 | 217 | 281 | 420 | 142 |

Note: Specifications are based on the following conditions;
- Cooling: Indoor temp.: 27°CDB, 19°CWB, Outdoor temp.: 35°CDB, Equivalent piping length: 7.5 m, Level difference: 0 m.
- Capacity of indoor unit is only for reference. Actual capacity of indoor unit is based on the total capacity index. (See Engineering Data Book for details.)

*1: Sound level : measured when the air discharge outlet duct (2 m) is attached (anechoic chamber conversion value). It increases by approximately 5 dB(A) when the plenum chamber is installed to deliver direct airflow.
*2: The value is the external static pressure with standard pulley.

## Concealed Floor Standing Type — FXNQ-MA

**Designed to be concealed in the perimeter skirting-wall**



### Specifications

| MODEL | | | FXNQ20MAVE4 | FXNQ25MAVE4 | FXNQ32MAVE4 | FXNQ40MAVE4 | FXNQ50MAVE4 | FXNQ63MAVE4 |
|---|---|---|---|---|---|---|---|---|
| Power supply | | | 1-phase, 220-240 V/220 V, 50/60 Hz | | | | | |
| Cooling capacity | | Btu/h | 7,500 | 9,600 | 12,300 | 15,400 | 19,100 | 24,200 |
| Power consumption | | kW | 0.049 | 0.049 | 0.090 | 0.090 | 0.110 | 0.110 |
| Airflow rate (H/L) | | m³/min | 7/6 | 7/6 | 8/6 | 11/8.5 | 14/11 | 16/12 |
| | | cfm | 247/212 | 247/212 | 282/212 | 388/300 | 494/388 | 565/424 |
| Sound level (H/L) | 220 V | dB(A) | 35/32 | 35/32 | 35/32 | 38/33 | 39/34 | 40/35 |
| | 240 V | | 37/34 | 37/34 | 37/34 | 40/35 | 41/36 | 42/37 |
| Dimensions (H×W×D) | | mm | 610×930×220 | 610×930×220 | 610×1,070×220 | 610×1,070×220 | 610×1,350×220 | 610×1,350×220 |
| Machine weight | | kg | 19.0 | 19.0 | 23.0 | 23.0 | 27.0 | 27.0 |

Note: Specifications are based on the following conditions;
- Cooling: Indoor temp.: 27°CDB, 19°CWB, Outdoor temp.: 35°CDB, Equivalent piping length: 7.5 m, Level difference: 0 m.
- Capacity of indoor unit is only for reference. Actual capacity of indoor unit is based on the total capacity index. (See Engineering Data Book for details.)
- Sound level: Anechoic chamber conversion value, measured at a point 1.5 m in front of the unit at a height of 1.5 m. During actual operation, these values are normally somewhat higher as a result of ambient conditions.

## Clean Room Air Conditioner — FXB(P)Q-P

**Suitable for hospitals and other clean spaces**



### Specifications

| Type | | | Integrated outlet unit model | | | Separate outlet unit model |
|---|---|---|---|---|---|---|
| MODEL | Indoor unit | | FXBQ40PVE | FXBQ50PVE | FXBQ63PVE | FXBPQ63PVE |
| | Outlet unit | | Integrated with the indoor unit | | | BAF82A63 |
| Power supply | | | 1-phase, 220-240 V/220 V, 50/60 Hz | | | |
| Cooling capacity | | Btu/h | 15,400 | 19,100 | 24,200 | 24,200 |
| Power consumption | | kW | 0.31 | 0.31 | 0.45 | 0.45 |
| Intake filter efficiency *1 | | | 70% by gravimetric method | | | |
| Outlet HEPA filter efficiency *2 | | | 99.97% by DOP method *5 | | | |
| Indoor unit weight | | kg | 140 *3 | | 185 *3 | 120 *6 |
| Casing | | | Galvanised steel plate | | | |
| Airflow rate (H/L) | | m³/min | 19.5/17.5 | | 26/22.5 | |
| | | cfm | 688/618 | | 918/794 | |
| Sound level (H/L) *4 | | dB(A) | 44/42 | | | |
| Dimensions (H×W×D) | | mm | 492×1,788×1,000 | | 492×1,788×1,300 | 492×1,078×1,300 |
| Outlet unit weight | | kg | – | | | 65 *3 |

Note: Specifications are based on the following conditions;
- Cooling: Indoor temp.: 27°CDB, 19°CWB, Outdoor temp.: 35°CDB, Equivalent piping length: 7.5 m, Level difference: 0 m.
- Capacity of indoor unit is only for reference. Actual capacity of indoor unit is based on the total capacity index. (See Engineering Data Book for details.)

*1: An intake air filter is only attached to the ceiling intake type.
*2: HEPA filter sold separately. The dust collection efficiency of HEPA filter is 99.97 %. However, air may slightly leak around the filter when installing.
*3: Weight including HEPA filter and panel.
*4: Anechoic chamber conversion value under JIS B 8616 test conditions. Value usually increases slightly in practice due to surrounding conditions.
*5 : The clean room air conditioner does not support DOP testing (leak test) based on GMP standards (Standards for Manufacturing Control and Quality Control for Medical Devices ) due to slight leakage at time of product installation.
*6: Weight including panel.

*In the case of an installation in an operating theatre etc. where an air conditioner malfunction may have serious consequences, please build in redundancy with two or more outdoor units.

# Indoor Unit Lineup



## Slim Ceiling Mounted Duct Type — FDKS-EA/C

### Slim and smooth design suits your shallow ceiling





Standard accessory
Note: Remote controllers other than the standard accessory wireless remote controller cannot be used.

### Specifications

| MODEL | | FDKS25EAVMB | FDKS35EAVMB | FDKS25CAVMB | FDKS35CAVMB | FDKS50CVMB | FDKS60CVMB |
|---|---|---|---|---|---|---|---|
| Power supply | | 1-phase, 220-240 V/220-230 V, 50/60 Hz | | | | | |
| Airflow rates (H) | $m^3$/min (cfm) | 8.7 (307) | | 9.5 (335) | 10.0 (353) | 12.0 (424) | 16.0 (565) |
| Sound levels (H/L/SL)* | dB (A) | 35/31/29 | | | | 37/33/31 | 38/34/32 |
| Fan speed | | 5 steps, quiet and automatic | | | | | |
| Temperature control | | Microcomputer control | | | | | |
| Dimensions (H×W×D) | mm | 200×700×620 | | 200×900×620 | | | 200×1,100×620 |
| Machine weight | kg | 21 | | 25 | | 27 | 30 |
| External static pressure | Pa | 30 | | 40 | | | |

Note: * The operation sound level values represent those for rear-suction operation and an external static pressure of 30 Pa for FDKS-EA and 40 Pa for FDKS-C. Sound level values for bottom-suction operation can be obtained by adding 6 dB (A) for FDKS-EA and 5 dB (A) for FDKS-C.

## Wall Mounted Type — FTKJ-N

### Elegant appearance with European style





Standard accessory

reddot award 2014 winner

German Design Award SPECIAL MENTION 2015

### Specifications

| MODEL | | FTKJ25NVMW | FTKJ25NVMS | FTKJ35NVMW | FTKJ35NVMS | FTKJ50NVMW | FTKJ50NVMS |
|---|---|---|---|---|---|---|---|
| Power supply | | 1-phase, 220-240 V/220-230 V , 50/60 Hz | | | | | |
| Front panel colour | | White | Silver | White | Silver | White | Silver |
| Airflow rates (H) | $m^3$/min (cfm) | 8.9 (313) | | 10.9 (385) | | | |
| Sound levels (H/L/SL) | dB (A) | 38/25/19 | | 45/26/20 | | 46/35/29 | |
| Fan speed | | 5 steps, quiet and automatic | | | | | |
| Dimensions (H×W×D) | mm | 303x998x212 | | | | | |
| Machine weight | kg | 12 | | | | | |



## Wall Mounted Type — FTKS-D/B/F

### Stylish flat panel harmonises with your interior décor



Standard accessory*

FTKS25D / FTKS35D



Standard accessory*

FTKS60F / FTKS71F

* Remote controllers other than the standard accessory wireless remote controller cannot be used.

### Specifications

| MODEL | | FTKS25DVM | FTKS35DVM | FTKS60FVM | FTKS71FVM |
|---|---|---|---|---|---|
| Power supply | | 1-phase, 220 - 240 V/220-230 V, 50/60 Hz | | | |
| Front panel colour | | White | | | |
| Airflow rates (H) | $m^3$/min (cfm) | 8.7 (307) | 8.9 (314) | 16.2 (572) | 17.4 (614) |
| Sound levels (H/L/SL) | dB (A) | 37/25/22 | 39/26/23 | 45/36/33 | 46/37/34 |
| Fan speed | | 5 steps, quiet and automatic | | | |
| Dimensions (HXWXD) | mm | 283x800x195 | | 290x1,050x238 | |
| Machine weight | kg | 9 | | 12 | |

## BP Units for Connection to Residential Indoor Units

### Specifications



BPMKS967A3



BPMKS967A2

| MODEL | | | | BPMKS967A3 | BPMKS967A2 |
|---|---|---|---|---|---|
| Power supply | | | | 1-phase, 220 - 240 V/220 - 230 V, 50/60 Hz | |
| Number of ports | | | | 3 (connectable to 1-3 indoor units) | 2 (connectable to 1-2 indoor units) |
| Power consumption | | | W | 10 | |
| Running current | | | A | 0.05 | |
| Dimensions (HXWXD) | | | mm | 180X294 (+356*)X350 | |
| Machine weight | | | kg | 8 | 7.5 |
| Number of wiring connections | | | | 3 for power supply (including earth wiring), 2 for interunit wiring (outdoor unit-BP, BP-BP), 4 for interunit wiring (BP-indoor unit) | 2 for power supply (including earth wiring), 2 for interunit wiring (outdoor unit-BP, BP-BP), 3 for interunit wiring (BP-indoor unit) |
| Piping connections (Brazing) | Liquid | Main | mm | Ø9.5X1 | |
| | | Branch | | Ø6.4X3 | Ø6.4X2 |
| | Gas | Main | mm | Ø19.1X1 | |
| | | Branch | | Ø15.9X3 | Ø15.9X2 |
| Heat insulation | | | | Both liquid and gas pipes | |
| Connectable indoor units | | | | 2.0 kW class to 7.1 kW class | |
| Min. rated capacity of connectable indoor units | | | kW | 2.0 | |
| Max. rated capacity of connectable indoor units | | | kW | 20.8 | 14.2 |

Note: * Total auxiliary piping length.

## PM2.5 filtration unit

### Double-layered efficient filtration

PM2.5 filters are double-layered.
1. The front filter effectively removes large particles.
2. The PM2.5 filter layer contains a large amount of static electricity to capture particulate matter efficiently.

Optional :
Active Carbon FItration Unit



# Air Handling Unit

## Integrate your air handling unit in a total solution for large size spaces such as factories and large stores.

**AHUR**
**Capacity range : 6 – 120 HP**



- Easy design and installation
  - The system is easy to design and install since no additional water systems such as boilers, tanks and gas connections etc are required.
- Inverter controlled units
- Control of air temperature via standard Daikin wired remote control for standard series

# Air Treatment Equipment

| | | Outdoor-Air Processing Unit | Heat Reclaim Ventilator | | |
|---|---|---|---|---|---|
| | | | VKM-GAM Type | VKM-GA Type | VAM-GJ Type |
| | | | Ventilation Humidification Air Processing* | Ventilation Humidification Air Processing* | Ventilation Humidification Air Processing* |
| | | |  |  |  |
| Connections with **VRV** systems | Refrigerant Piping | Connectable | Connectable | | Not connectable |
| | Wiring | Connectable | Connectable | | Connectable |
| | After-cool & After-heat Control | Available | Available | | Not available |
| Heat Exchange Element | | – | Energy savings obtained | | Energy savings obtained |
| Humidifier | | – | Fitted | – | – |
| High Efficiency Filter | | Option | Option | | Option |
| Ventilation System | | Air supply only | Air supply & air exhaust | | Air supply & air exhaust |
| Power Supply | | 220-240 V, 50 Hz | 220-240 V, 50 Hz | | 220-240 V/220 V, 50 Hz/60 Hz |
| Airflow Rate | | 1080 $m^3/h$<br>1680 $m^3/h$<br>2100 $m^3/h$ | 500 $m^3/h$<br>800 $m^3/h$<br>1000 $m^3/h$ | | 150 $m^3/h$<br>250 $m^3/h$<br>350 $m^3/h$<br>500 $m^3/h$<br>650 $m^3/h$<br>800 $m^3/h$<br>1000 $m^3/h$<br>1500 $m^3/h$<br>2000 $m^3/h$ |

*Refers to bringing outdoor air to near indoor temperature and delivering to a room.

# Individual Control Systems For VRV Systems

## Navigation Remote Controller (Wired remote controller) (Option)



BRC1E63

This simple, modern designed remote controller with fresh white colour matches your interior design.
Operation is much easier and smoother, just follow the indications on the navigation remote controller.



BRC1C62

Displays current airflow, swing, temperature, operating mode and timer settings design.
Operation is much easier and smoother, just follow the indications on the navigation remote controller.

* Individual airflow direction, auto airflow rate and sensing sensor control can be set only via wired remote controller BRC1E63. Cannot be set via other remote controllers.

## Wireless remote controller (Option)



BRC7M635F
(For FXF(S)Q series)



Signal receiver unit
(Installed type)

- The wireless remote controller is supplied in a set with a signal receiver.
- Signal receiver unit of installed type is contained inside decoration panel or indoor unit.
- Shape of signal receiver unit differs according to the indoor unit.

* Note: The signal receiver unit shown in the photograph is for mounting inside the decoration panel of FXF(S)Q series.

- Backlight LCD of new wireless remote controller



Pressing the backlight button helps operating in dark rooms.





Signal receiver unit
(Separate type)

- A compact signal receiver unit (separate type) to be mounted into a wall or ceiling is included.

* Wireless remote controller and signal receiver unit are sold as a set.
* Refer to page 189 for the name of each model.

## Simplified remote controller (Option)



Exposed type
**(BRC2C51)**



Concealed type
(For hotel use)
**(BRC3A61)**

- The remote controller has centralised its frequently used operation selectors and switches (on/off, operation mode, temperature setting and airflow volume), making itself suitable for use in hotel rooms or conference rooms.
- The exposed type remote controller is fitted with a thermostat sensor.

## Wide variation of remote controllers for VRV indoor units

| | FXF(S)Q | FXZQ | FXCQ | FXKQ | FXDQ | FXSQ | FXMQ | FXHQ | FXAQ | FXL(N)Q | FXVQ | FXB(P)Q |
|---|---|---|---|---|---|---|---|---|---|---|---|---|
| Navigation remote controller (Wired remote controller) (BRC1E63) | ● | ● | ● | ● | ● | ● | ● | ● | ● | ● | ● | ● |
| Wired remote controller (BRC1C62) | | ● | ● | ● | ● | ● | ● | ● | ● | ● | ● | ● |
| Wireless remote controller* (Installed type signal receiver unit) | ● | ● | ● | | | | | ● | ● | | | |
| Wireless remote controller* (Separate type signal receiver unit) | | | | ● | ● | ● | ● | | | ● | | ● |
| Simplified remote controller (Exposed type) (BRC2C51) | | | | | ● | ● | ● | | | ● | | ● |
| Simplified remote controller (Concealed type: for Hotel use) (BRC3A61) | | | | | ● | ● | ● | | | ● | | ● |

# Advanced Control Systems for VRV System

## System structure

*intelligent Touch Manager* System Overview

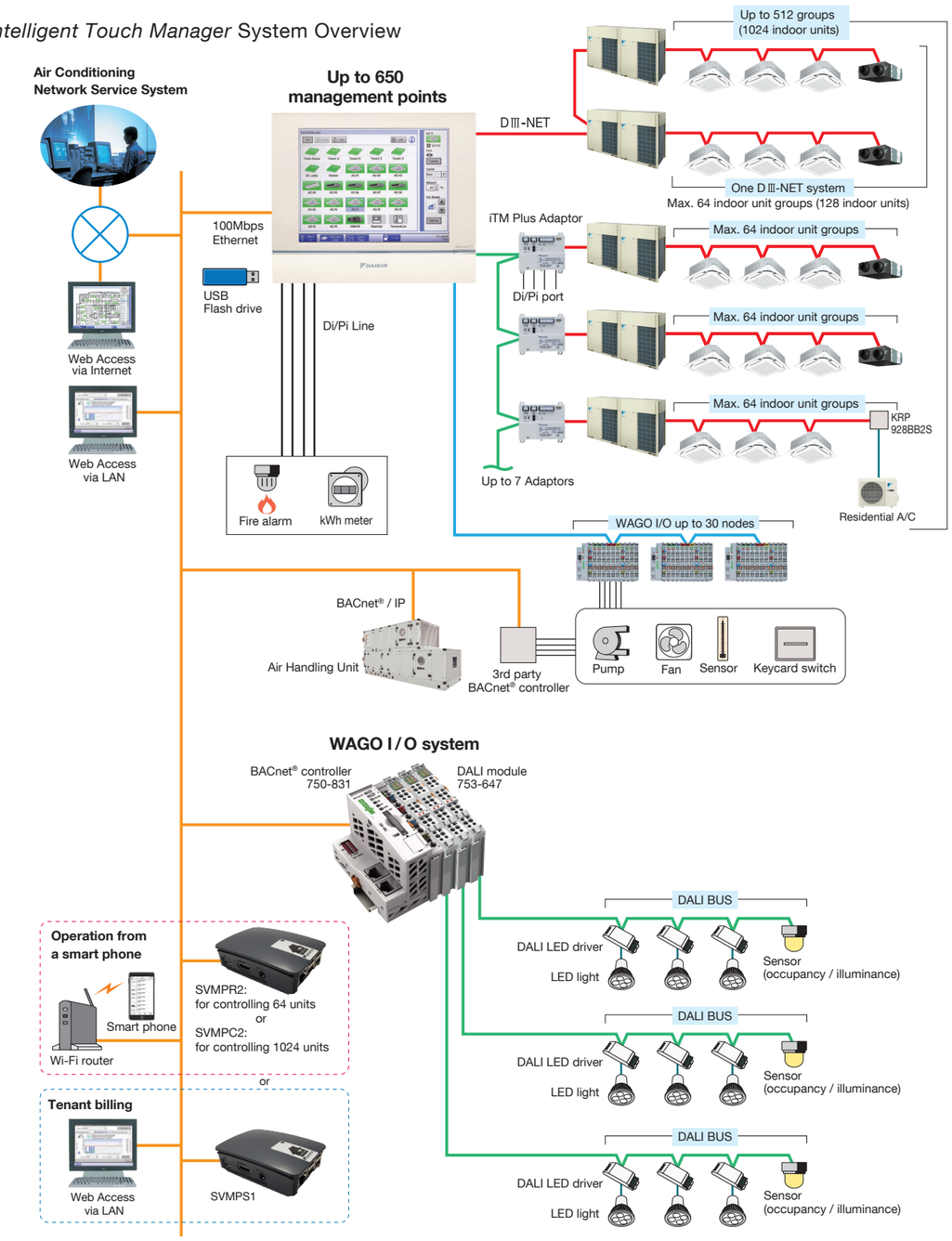


## Air Conditioning Network Service System

### Preventive Maintenance

The *intelligent Touch Manager* can be connected to Daikin's own Air Conditioning Network Service System for remote monitoring and verification of operation status for **VRV** system. By its ability to predict malfunctions, this service provides customers with additional peace of mind.

### Enhanced convenience with link to the Air Conditioning Network Service System

The *intelligent Touch Manager* connects seamlessly to Daikin's 24-hour Air Conditioning Network Service System.




## Daikin Offers a Variety of Control Systems

### Convenient controllers that offer more freedom to administrators



DCS601C51

intelligent Touch Controller

Ease of use and expanded control functions

The user-friendly controller features colours, multilingual function, and icons in the display for ease of understanding. A wide variety of control methods can be accommodated, permitting administrators to monitor and operate the system even when they are away from the controller.

### Connect VRV system to your BMS via BACnet® or LONWORKS®

Compatible with BACnet® and LONWORKS®, the two leading open network comunication protocols, Daikin offers interfaces that provide a seamless connection between **VRV** system and your BMS.

Dedicated interfaces make Daikin air conditioners freely compatible with open networks



DMS502B51
(Interface for use in BACnet®)

BACnet®

Seamless connection between **VRV** system and BACnet® open network protocol.



DMS504B51
(Interface for use in LONWORKS®)

LONWORKS®

Facilitating the network integration of **VRV** system and LONWORKS®

Notes: 1. BACnet® is a registered trademark of American Society of Heating, Refrigerating and Air-Conditioning Engineers (ASHRAE).
2. LONWORKS® is a trademark of Echelon Corporation registered in the United States and other countries.

## Smart phone will be a remote controller of VRV system (Option)

### For house VRV Smart Phone Control System

Up to 64 indoor units can be controlled.

Just add SVMPR2 to this system

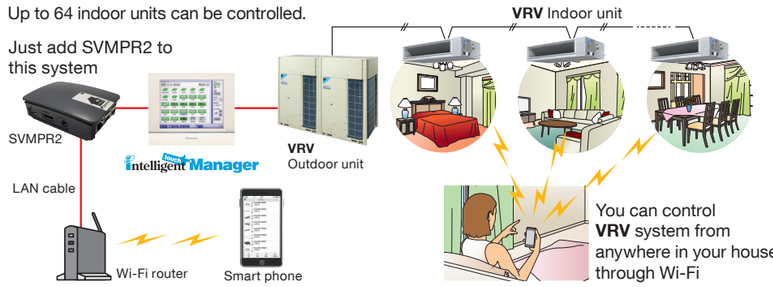




# Advanced Control Systems for VRV System

## Home Automation Interface Adaptor

**The VRV system can be operated from the home automation system.**

Image to use Home Automation Interface Adaptor DTA116A51

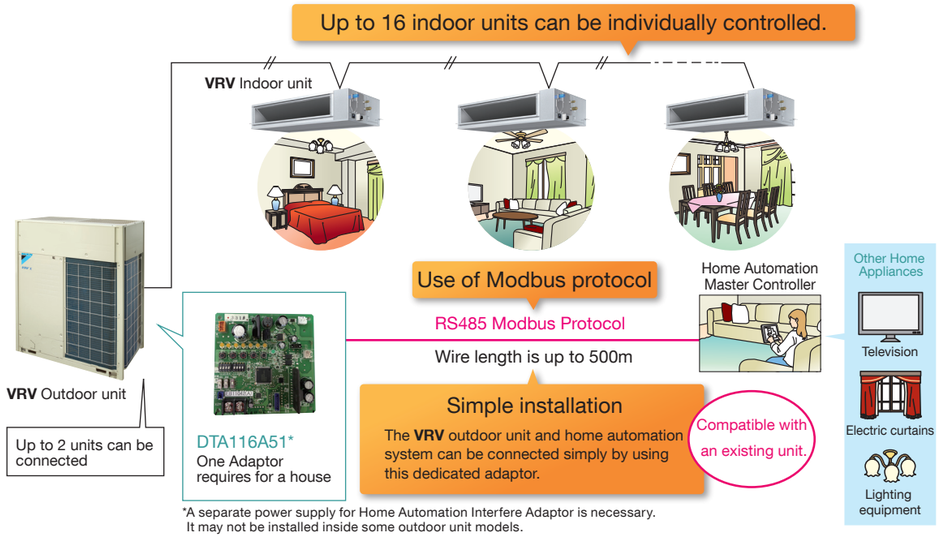


*A separate power supply for Home Automation Interfere Adaptor is necessary.
It may not be installed inside some outdoor unit models.

### Functions

● Monitor

| | |
|---|---|
| On/Off | On/Off status of indoor units |
| Operation mode | Cooling, Heating, Fan, Dry, Auto (depend on indoor unit capability) |
| Setpoint | Setpoint of indoor units |
| Room temperature | Suction temperature of indoor units |
| Fan direction | Swing, Flap direction (depend on indoor unit capability) |
| Fan volume | L, M, H (depend on indoor unit capability) |
| Forced off status | Forced off status of indoor units |
| Error | Malfunction, Warning with Error code |
| Filter sign | Filter sign of indoor units |
| Communication status | Communication normal/error of indoor units |

● Control

| | |
|---|---|
| On/Off | On/Off control of indoor units |
| Operation mode | Cooling, Heating, Fan, Dry, Auto (depend on indoor unit capability) |
| Setpoint | Cooling/Heating setpoint |
| Fan direction | Swing, Stop, Flap direction (depend on indoor unit capability) |
| Fan volume | L, M, H (depend on indoor unit capability) |
| Filter sign reset | Reset filter sign of indoor units |

● Retrieve system information

| | |
|---|---|
| Connected indoor units | DIII-NET address of connected indoor units can be retrieved. |
| Indoor unit capabilities | Indoor unit capabilities such as operation mode, fan control, setpoint HV can be retrieved. |

## VRV Smart Phone Control System

**VRV Smart Phone Control System can be realized by SVMPR1 which is a new product to utilize DTA116A51.**

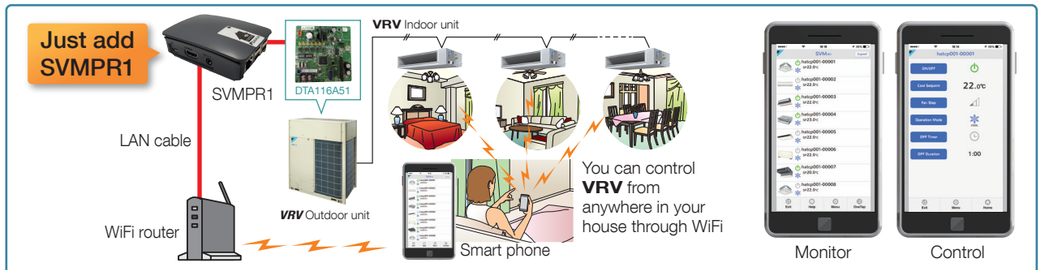


★Modbus is a registered trademark of Schneider Electric S.A.

## VRV Tablet Controller : SVMPC1

**The SVMPC1 is easy to install, and enables monitoring and operation of VRV systems via tablets and smartphones. It is optimal for centralized management of VRV systems in small buildings or on individual floors of a building.**

### Simple and easy Smart Control

- SVMPC1 is easy to install. Just add DTA116A51 to outdoor unit and connect it to controller.
- Thanks to user-friendly screen, anyone can operate easily.



- SVMPC1 allows operation of **VRV** system from anywhere(inside and outside of a premise) through the internet.
- Set point range limitation and setback function achieve energy saving and comfortable air-conditioning.
- Daily air-conditioning operation is automatically done by schedule function with annual calendar.
- Quick notification of malfunction by e-mail to support quick maintenance.

### Up to 32 indoor units can be monitored and controlled.

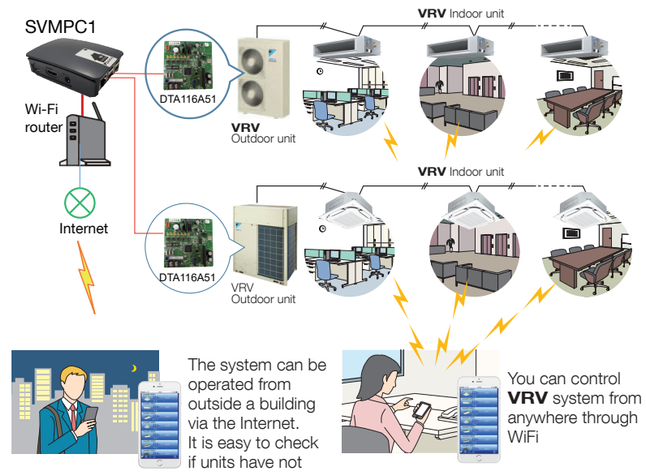


### Functions

*: only admin user can set

| Category | Function | Detail |
|---|---|---|
| Access security | User login | User name, password |
| | Device registration | Registered device (Tablet, Smartphone) can access through the internet |
| Main screen | Status monitoring | On/Off, Setpoint, Operation mode, Fan step, Flap, Error, Error code, Room Temperature |
| | Manual operation | On/Off, Setpoint, Operation mode, Fan step, Flap |
| Automatic control | Setpoint range limitation* | Cool setpoint min/max, Heat setpoint min/max |
| | Off timer* | Off timer on/off, Off timer duration (5min – 12h, every 5min) |
| | Setback operation* | Setback setpoint range (Cool: 24-35°C, Heat: 10-20°C) |
| | Schedule* | Action registration: Time, On/Off, Setpoint, Operation mode, Fan step, Flap, Off timer on/off, Setback setpoint |
| | | Calendar setting: set by date or day of the week |
| System setting | Language | English, Spanish, Portuguese, Thai, Vietnam, Simplified Chinese, Traditional Chinese |
| | Password setting | |
| | User administration* | Add/Modify/Delete user, Set User name, Password, Accessible points |
| | Point setting* | Set point name, Select icon |

### Specifications

| Category | Specification | Detail |
|---|---|---|
| Connectable units | Number of indoor units | Max 32 (with additional DTA116A51) |
| | Number of DTA116A51 | Max 2 |
| Connectable device | Number of Tablet/Smartphone | Max 20 |
| | Device type | iPad, iPhone, Android tablet, Android Phone, Windows Tablet, Windows Phone, Windows PC, Mac |
| | Web browser | Firefox, Chrome, Safari |