DAIKIN

Perfecting the Air
Kenyamanan Tanpa Batas

- Ask a qualified installer or contractor to install this product. Do not try to install the product yourself. Improper installation can result in water or refrigerant leakage, electrical shock, fire or explosion.
- Use only those parts and accessories supplied or specified by Daikin. Ask a qualified installer or contractor to install those parts and accessories. Use of unauthorised parts and accessories or improper installation of parts and accessories can result in water or refrigerant leakage, electrical shock, fire or explosion.
- Read the user's manual carefully before using this product. The user's manual provides important safety instructions and warnings. Be sure to follow these instructions and warnings.

If you have enquiries, please contact your local importer, distributor and/or retailer.

AUTHORIZED DEALER

Cautions on product corrosion

1. Air conditioners should not be installed in areas where corrosive gases, such as acid gas or alkaline gas, are produced.
2. If the outdoor unit is to be installed close to the sea shore, direct exposure to the sea breeze should be avoided. If you need to install the outdoor unit close to the sea shore, contact your local distributor.

Specifications, designs and other content appearing in this brochure are current as of November 2025 but subject to change without notice.

DGC **0800 1 081 081**
DAIKIN CONTACT CENTER

Jam Beroperasi:
Senin - Jumat: 07:00 - 19:00 WIB
Sabtu - Minggu & Libur Nasional: 07:00 - 17:00 WIB

PT DAIKIN AIRCONDITIONING INDONESIA
Menara Astra 7th & 8th Floor, Jl. Jenderal Sudirman Kav. 5-6,
Kel. Karet Tengsin, Kec.Tanah Abang, Jakarta Pusat, DKI Jakarta - 10220
Telp : +6221 8665 6886 I Website : www.daikin.co.id

• **SERVICE CENTER : Jakarta Selatan**, Telp. : 021-2782 5545 I **Samarinda**, Telp. : 0541-252 2889 • **WORKSHOP: Cirebon**, Telp. : 0231-8817 512 I **Banjarmasin**, Tlp. : 0511-3258 969 I **Aceh**, Tlp. : 0651-7318 036 I **Lombok**, Tlp. : 0370-7843 231 I **Jambi**, Tlp. : 0741-3066 790 I **Padang**, Tlp. : 0751-896 2684 • **TRAINING CENTER : Sunter**, Telp. : 021-650 5030 • **BRANCH : Bekasi**, Telp. :021-2945 0585 I **Tangerang**, Telp. : 021-5314 1195 I **Bandung**, Telp. : 022-522 5150 I **Semarang**, Telp. : 024-7660 3221 I **Yogyakarta**, Telp. : 0274-551 321 I **Surabaya**, Telp. : 031-503 1138 I **Denpasar**, Telp. : 0361-900 5514 I **Makassar**, Telp. : 0411-805 2691 I **Palembang**, Telp. : 0711-573 2282 I **Pekanbaru**, Telp. : 0761-561 139 I **Medan**, Telp. : 061-4200 8866 I **Manado**, Telp. : 0431-719 1199 I **Batam,** Tlp. : 0778-4171 445

TÜVRheinland CERTIFIED
Management System ISO 9001:2015
www.tuv.com ID 9105084313

AMTIVO ISO 27001 Information Security Management
UKAS MANAGEMENT SYSTEMS 8289

DIDSN2511

SkyAir

AIR CONDITIONING SYSTEM
COOLING ONLY [50Hz]







R32

JAPAN QUALITY

R32

The Next-Generation Refrigerant

Non Inverter SkyAir Series

Ceiling Cassette | Floor Standing
Ceiling Concealed Medium Static Pressure Type
Condensing Unit









R32

Pentagon of Benefits

This game changing refrigerant strikes the perfect balance between energy efficiency, ease of use and environmental sustainability; offering distinct advantages across the board, bringing you comfort and a peace of mind.

Ozone layer protection

1. R32 does not deplete the ozone layer unlike R22.
2. It is 1/3 lower in global warming potential comparing with R410A.

Economic feasibility

1. R32 refrigerant is now available in high volume globally since it is 50% of R410A composition.
2. R32 has 9 % lower liquid density compared to R410A. In a same system, R32 charge is lesser than R410A.



Safety

R32 refrigerant is a stable refrigerant. The amount of refrigerant charge deposited into the unit is insufficient to cause ignition.

LCCP

1. Life Cycle Climate Performance (LCCP) is an indicator to evaluate the total global warming impact of refrigerants.
2. Factors included in LCCP are emission during:
   - refrigerant manufacturing.
   - air conditioner manufacturing.
   - air conditioner operating, servicing, and disposal.
3. LCCP of R32 refrigerant is the lowest, which promotes itself as a better substitution for future refrigerant.

Energy efficiency

1. Several factors that contribute to better efficiency of R32 system are:
   - R32 refrigerant has lower vapour density and lower system mass flow rate. Thus, about 50% lower pressure drop can be expected.
   - R32 refrigerant has 43-50% higher latent heat compared to R410A.
   - R32 refrigerant has 41% higher liquid thermal conductivity compared to R410A, which permits better heat transfer at the same mass flux.

Product Line-up

Class	50	60	71	85	100	125	140
Ceiling Cassette 8-Way Flow							
Indoor Unit	 FCC50AV14	 FCC60AV14		 FCC85AV14	 FCC100AV14	 FCC125AV14	 FCC140AV14
Panel (Wireless Handset)	BC50F4	BC50F4		BC50F4	BC50F4	BC50F4	BC50F4
Ceiling Cassette 8-Way Flow							
Indoor Unit	 FCE50AV14		 FCE71AV14			 FCE125AV14	
Panel (Wireless Handset)	BC50FA4		BC50FA4			BC50FA4	
Ceiling Concealed Medium Static Pressure Type							
Indoor Unit (Wired Handset)	 FDMC50AV14	 FDMC60AV14		 FDMC85AV14	 FDMC100AV14	 FDMC125AV14	 FDMC140AV14
Floor Standing							
Indoor Unit (Wireless Handset)				 FVC85AV14	 FVC100AV14	 FVC125AV14	 FVC140AV14
Condensing Unit							
Outdoor Unit (FCC, FDMC, FVC)	 RC50AV14	 RC60AV14	 RE71AV14	 RC85AV14/RC85AY14	 RC100AY14	 RC125AY14	 RC140AY14
Outdoor Unit (FCE)	RE50AV14					RE125AY14	
Power supply	220-240/1/50 (POD)	200-240/1/50 (POD)	200-240/1/50 (POD)	220-240/1/50 (POD) 380-415/3/50 (POD)	380-415/3/50 (POD)	380-415/3/50 (POD)	380-415/3/50 (POD)

Remark :
POD : Power from Outdoor

The Daikin R32 Next-Generation Refrigerant

Cassette 3x3 8-Way Flow (FCC)

High Performance

R32 refrigerant properties boost the capacity of units for selected model to achieve full tonnage.

Capacity (Btu/hr)

Size	R410A	R32
50	18,500	18,500
60	23,000	**24,000** ⬆ (Full 2TR)
85	30,000	30,000
100	36,000	36,000
125	42,000	42,000
140	46,000	**48,000** ⬆ (Full 4TR)

High Air Flow

High air flow ensures the spaces of the room to be cooled down rapidly to the set temperature.

Energy Saving

R32 refrigerant properties provide better heat transfer compared to R410A refrigerant. Therefore, the efficiency is tremendously improved by 12%. Average EER increases as shown.

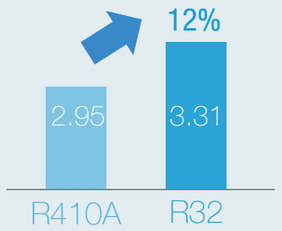



Slim Unit Design

Low height of 246mm designed to fit into tight ceiling as well as saving space.



8 – Way Air Flow Discharge

The unit delivers even and comfortable air-conditioning to all areas, covering to every corner of the room by combining 8-ways air discharge. Air flow direction can be fixed at your designated angle by the remote controller with auto swing mode.

Quiet Mode (Energy Saving)

Once activated, Quiet mode ensures a comfortable environment for restful sleep. Create extra saving for commercial application especially for low activity during night operation.

Stronger Air Draft

Motors are designed to boost higher airflow.



ON / OFF Timer

Operation starts when the pre-set time of the ON timer elapses and stops when the pre-set time of the OFF timer elapses. This setting can be set from wireless LCD remote controller or wired LCD remote controller. Based on real time clock.

Indoor Unit ON/OFF Switch

Enables to operate the unit even if the remote controller is misplaced or the remote's battery is weak. Pre-set at 24ºC cool mode, just press the ON/OFF switch for instant cooling comfort.

Unified Square Panels

Panel size is the same for all models. It is easy to maintain a neat appearance when multiple units are installed in the same room.

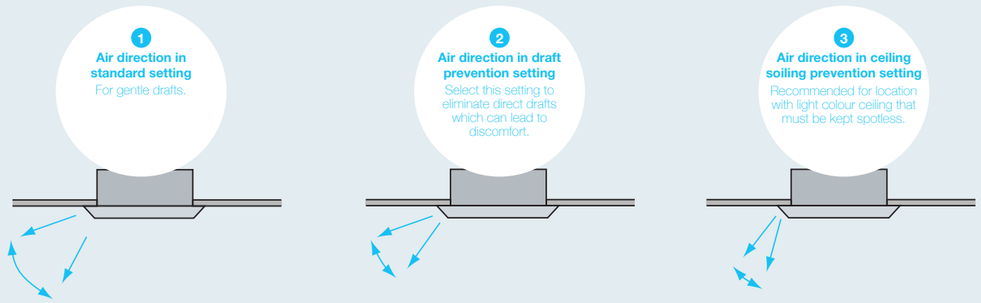

Optimal Comfort and Convenience Assured by Air Discharge Modes

To increase the comfort level of the air conditioned area, the system is built-in with 3 different types of air flow pattern to suit different requirements. Note: The default setting for air swing pattern is 1. The air swing pattern can be selected through the wireless remote control.

Easy Installation and Serviceability



Lightweight

All models can be installed without using a lifter.



Easy Hanging

Washer fixing plates secure washers in place and prevent washers from falling for easy installation.

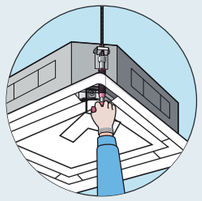

Easy Height Adjustment

Each corner of the unit has an adjuster pocket that allows you to easily adjust the unit's suspended height.



Easy Removal of Corner Cover

It is possible to easily remove without use of screws or tools.



Position of Connecting Pipe and Drain Hose

In order to create more space for installer to work on connection pipe of indoor unit, the connection pipe of gas and liquid are located further from each other and purposely not aligned to hanging hook. To enhance the convenience of installation by relocating drain hose location to another side of cassette unit (not same side with connection pipe).



Panel Hook Mechanism

This feature enables the installer to work with both hands as the panel can be hung on the unit.



Easy Access to Control Box Location

The control box is now located in a more convenient and accessible space. Without adjusting the panel, control box can be directly accessed from the intake grille. Extra time saving on installation or servicing.



Condition of the Drain Pan and Drain Water

Can be checked by removing the suction grille and drain plug.



Flexible Drain Hose
(Supplied together with cassette indoor unit)

Flexible drain hose of 200mm is provided as standard. Ensure the height of drain pipe from ceiling is ≤700mm to prevent water leak.

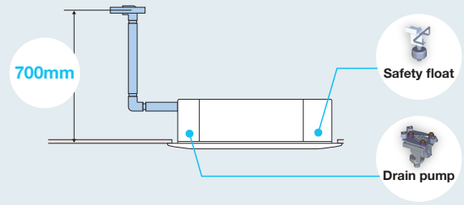

Drain Pump is Equipped as Standard

The unit comes with high head drain pump of 700mm* pressure head as standard. Drainage Protection: Safety Float incorporated in drain pump. Its function is to monitor water level and trigger drain pump to cut in when drainage water reached certain level.

*700mm calculated from drain pipe outlet to highest elevation point

Cleanliness



Saranet Filters

Functions as standard dust filtration with 55% efficiency. Supplied as standard with Cassette 3x3 panel.



Non-Flocking Flaps

Flaps can be detached without the use of tools. Condensation does not easily form and dirt does not cling to non-flocking flaps. They are easy to clean.

The Daikin R32 Next-Generation Refrigerant

Cassette 3x3 8-Way Flow (FCE)

High Performance

R32 refrigerant properties boost the capacity of units for selected model to achieve full tonnage.

Capacity (Btu/hr)

Size	R32
50	18,500
71	24,000
125	42,000

High Air Flow

High air flow ensures the spaces of the room to be cooled down rapidly to the set temperature.

Energy Saving

R32 refrigerant properties provide better heat transfer compared to R410A refrigerant. Therefore, the efficiency is tremendously improved by 12%. Average EER increases as shown.

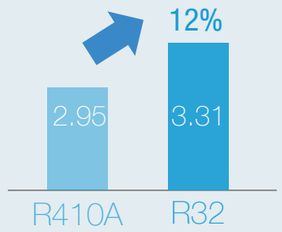



Slim Unit Design

Low height of 246mm designed to fit into tight ceiling as well as saving space.

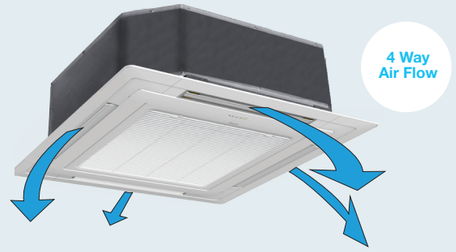

4 – Way Air Flow Discharge

This unit promotes even air distribution covering every corner of the room by combining 4-ways air discharge and larger discharge area.

ON / OFF Timer

Operation starts when the pre-set time of the ON timer elapses and stops when the pre-set time of the OFF timer elapses. This setting can be set from wireless LCD remote controller or wired LCD remote controller. Based on real time clock

Indoor Unit ON/OFF Switch

Enables to operate the unit even if the remote controller is misplaced or the remote's battery is weak. Pre-set at 24ºC cool mode, just press the ON/OFF switch for instant cooling comfort.

Stronger Air Draft

Motors are designed to boost higher airflow.



Unified Square Panels

Panel size is the same for all models. It is easy to maintain a neat appearance when multiple units are installed in the same room.

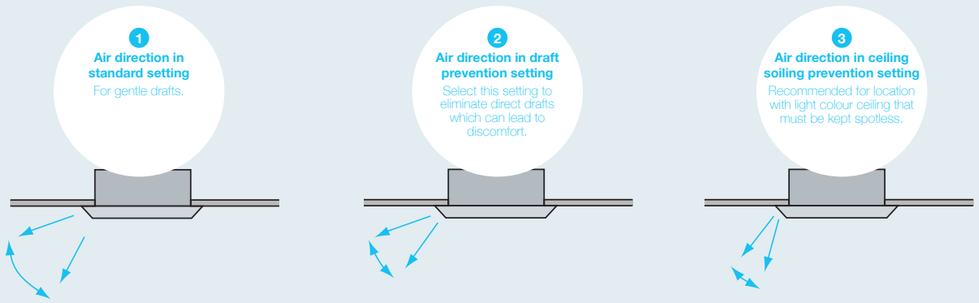

Optimal Comfort and Convenience Assured by Air Discharge Modes

To increase the comfort level of the air conditioned area, the system is built-in with 3 different types of air flow pattern to suit different requirements. Note: The default setting for air swing pattern is 1. The air swing pattern can be selected through the wireless remote control.

Easy Installation and Serviceability



Lightweight

All models can be installed without using a lifter.



Easy Hanging

Washer fixing plates secure washers in place and prevent washers from falling for easy installation.

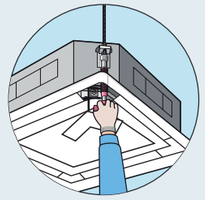

Easy Height Adjustment

Each corner of the unit has an adjuster pocket that allows you to easily adjust the unit's suspended height.



Easy Removal of Corner Cover

It is possible to easily remove without use of screws or tools.



Position of Connecting Pipe and Drain Hose

In order to create more space for installer to work on connection pipe of indoor unit, the connection pipe of gas and liquid are located further from each other and purposely not aligned to hanging hook. To enhance the convenience of installation by relocating drain hose location to another side of cassette unit (not same side with connection pipe).



Easy Accessible to Control Box Location

The control box is now located in a more convenient and accessible space. Without adjusting the panel, control box can be directly accessed from the intake grille. Extra time saving on installation or servicing.



Panel Hook Mechanism

This feature enables the installer to work with both hands as the panel can be hung on the unit.

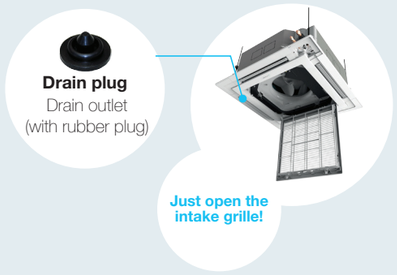

Condition of the Drain Pan and Drain Water

Can be checked by removing the suction grille and drain plug.



Flexible Drain Hose

(Supplied together with cassette indoor unit)

Flexible drain hose of 200mm is provided as standard. Ensure the height of drain pipe from ceiling is ≤700mm to prevent water leak.

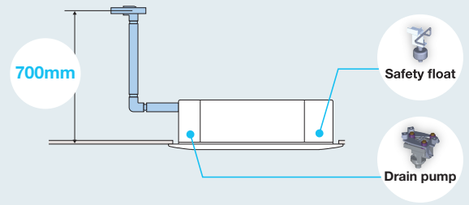

Drain Pump is Equipped as Standard

The unit comes with high head drain pump of 700mm* pressure head as standard. Drainage Protection: Safety Float incorporated in drain pump. Its function is to monitor water level and trigger drain pump to cut in when drainage water reached certain level.

*700mm calculated from drain pipe outlet to highest elevation point

Cleanliness



Saranet Filters

Functions as standard dust filtration with 55% efficiency. Supplied as standard with Cassette 3x3 panel.



Non-Flocking Flaps

Flaps can be detached without the use of tools. Condensation does not easily form and dirt does not cling to non-flocking flaps. They are easy to clean.

The Daikin R32 Next-Generation Refrigerant

Ceiling Concealed Medium Static Pressure (FDMC)

High Performance

R32 refrigerant properties boost the capacity of units for selected model to achieve full tonnage.

Capacity (Btu/hr)

Size	R410A	R32
50	17,400	**18,500** ↑
60	20,800	**23,500** ↑
85	30,000	30,000
100	36,000	36,000
125	42,000	42,000
140	47,000	**48,000** ↑ (Full 4TR)

Energy Saving

R32 refrigerant properties provide better heat transfer compared to R410A refrigerant. Therefore, the efficiency is tremendously improved by 16%. Average EER increases as shown.

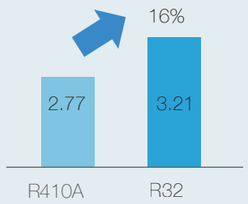



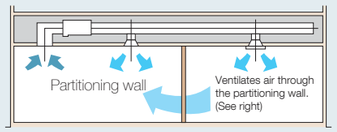

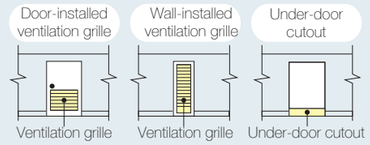

Simultaneous Air Conditioning of Two Rooms and Ventilation Grille (Ventilation Opening)

When air conditioning two rooms simultaneously, the air discharged into each room must be circulated back to the air conditioner. To achieve this, a ventilation duct should be installed for each room or one of the indicated ventilation grilles should be installed on the partitioning wall or under the door between the rooms.

Note: The under-door cutout method should be used only when there is a small volume of airflow.

HIGH ▶ MEDIUM ▶ LOW

Switchable Fan Speed: 3 Steps

The unit has up to 3 different fan speeds available for comfort selection.

Auto Fan Speed

Automatically controls fan speed to adjust the room temperature to the set temperature.

Programmed Dry Function

When the air humidity is high, the unit can be operated in Dry Mode to keep the room dehumidified while maintaining the room temperature increasing the comfort level.

Size	50	60	85	100	125	140
Standard ESP (Pa)	30	30	30	50	50	50
High ESP (Pa)	50	50	50	80	80	80

Easy Selectable ESP (External Static Pressure)

2-different ESP can be easily selected by switching the connector inside the control box as shown below. According to duct design required for comfort, the adjustment can be done easily during installation at the control box.

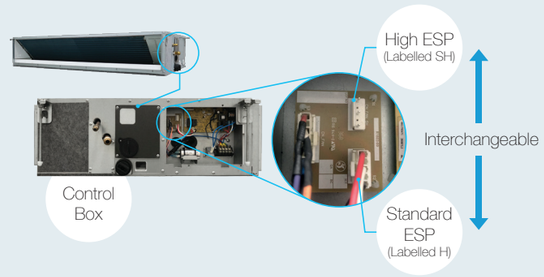

Design and Installation Flexibility



Pre-Holding Mechanism

Bottom Panel and Control Box are designed with Pre-Holding Mechanism to ease installation works by possibly reducing labour work.

Extreme Low Height of Units

Installation is possible even in buildings with narrow ceiling spaces.

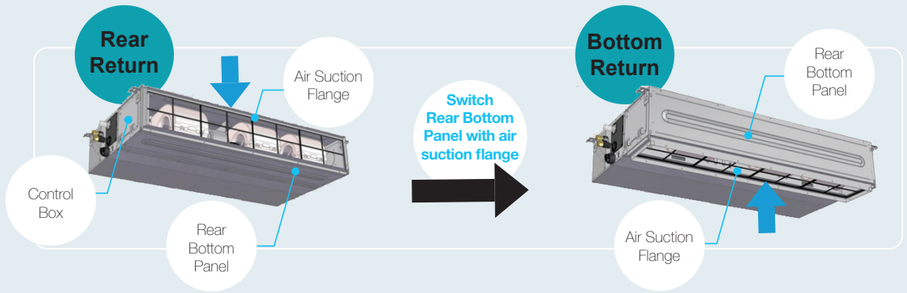

Convertible Return Air Configuration

Easy conversion from rear return to bottom return is possible to be done on new ceiling concealed to fit in according to building structures.

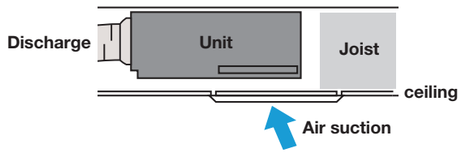

Easy Service Maintenance



Drain Pan Maintenance Check Window

Allow the checking of drainage or dirt in the drain pan without requiring any tools.

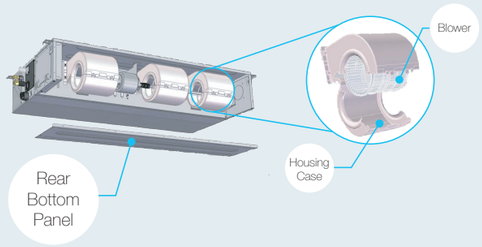

Easy Access to Blowers and Motors

Blowers and Motors can be easily accessible by just removing rear bottom panel and mid flange as shown. Blowers can be removed from the housing easily as well by opening the housing case.

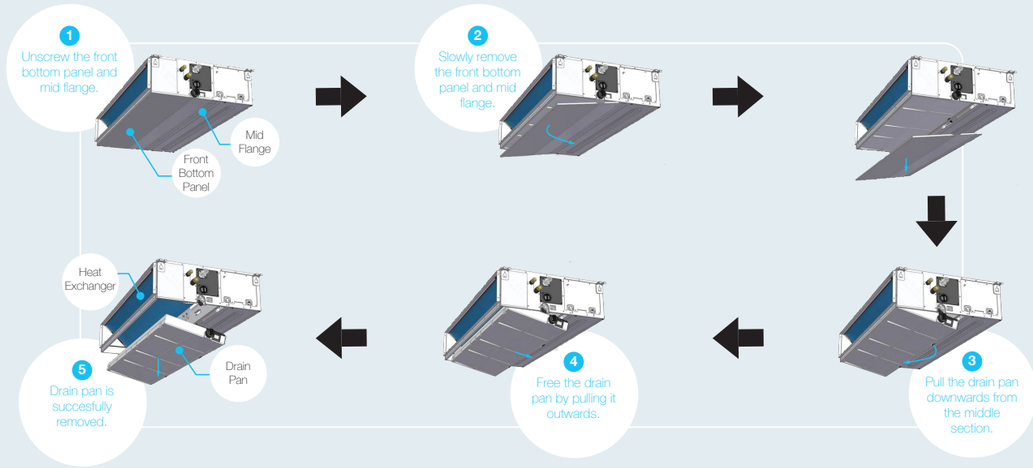

Easy Access to Drain Pan and Coil

Drain Pan and Coil can be easily accessible by removing front bottom panel and mid flange. Followed by steps as shown above, coil can be accessed once drain pan is removed.

Options

Drain Pump is Ready for Installation

Drain pump is an optional accessory for new ceiling concealed model. If drain pump is required, it could be purchased as accessories and installed at the designated location of the unit.

Saranet Filter

Function as dust filtration to trap dust in the air. Saranet filter is packed as accessory for ceiling concealed model.



High Performance

R32 refrigerant properties boost the capacity of units for selected model to achieve full tonnage.

Capacity (Btu/hr)

Size	R410A	R32
85	29,000	29,000
100	36,000	36,000
125	42,000	42,000
140	45,000	**48,000** ⬆ (Full 4TR)

The Daikin R32 Next-Generation Refrigerant

Floor Standing (FVC)

High Air Flow

High air flow ensures the spaces of the room to be cooled down rapidly to the set temperature.

Energy Saving

R32 refrigerant properties provide better heat transfer compared to R410A refrigerant. Therefore, the efficiency is tremendously improved by 11%. Average EER increases as shown.

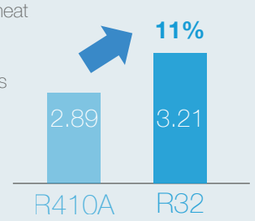

Auto-Swing Mode

This unit uses its automatic horizontal swing louver to spread comfortable air flow to cool every corner of the room. Its vertical louvers are adjusted manually to match different interior spaces and partition as well as to avoid direct airflow.

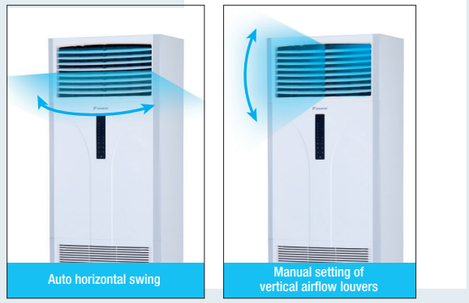

User-Friendly Controls

The unit comes with a stylish black control panel with white LED light for clear display. It comes with a keylock function to prevent setting change from unauthorised personnel.

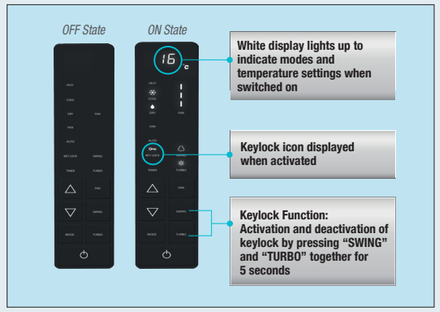

Additionally, this unit is incorporated with infrared sensor for usage with wireless controller (BRC52A62) which comes with the unit as the standard package. Thus, it can also be controlled using wireless controller for the flexibility in controls.



Two Selectable Temperature Sensors

Both indoor unit and wired remote controller (option) contain temperature-sensors. Temperature sensing can be set at the unit or, to further improve comfort level, closer to the target area at the wired remote control. This feature must be set during commissioning by the technicians.

*Temperature-sensor on indoor unit must be used when the air conditioner is controlled from another room.
**Wireless remote controller does not have a temperature-sensor

Switchable Fan Speed:

High → Medium → Low

The unit has up to 3 different fan speeds available for comfort selection.

Timer Selector

Operation starts when the preset time of the ON timer elapses and stops when the preset time of the OFF timer elapses.

Powerful / Turbo Operation

New powerful operation boosts airflow to maximum volume for a 20-minute period with highest fan speed. After this, the unit automatically returns to its previous settings.

Indoor Unit ON/OFF Switch

The unit can be conveniently started manually in the event the wireless remote controller is misplaced or the wireless remote controller batteries are not charged.

Easy Maintenance

Safety Clip

The safety clip feature allows the users to remove the washable saranet filter with ease during maintenance. At the same time, it also acts as a safety feature to prevent the users from reaching into the electrical and mechanical components.



Space for Water Drain Pump

There is a space in the unit below the fan that allows users to install an external condensate water pump.
* The condensate water drain pump is separately purchased and field installed.



Outdoor



RC50/60A
RE50/71A



RC85A



RC100/125/140A
RE125A



High Performance R32 Compressor

R32 Non-Inverter SkyAir is utilizing high performance compressors to achieve higher EER.

Longer Piping Length

Improved piping length to provide installation flexibility.

Size	50	60	71	85	100	125	140
Max Piping Length (m)	35	35	35	50	50	50	50
Max Piping Elevation (m)	20	20	20	30	30	30	30

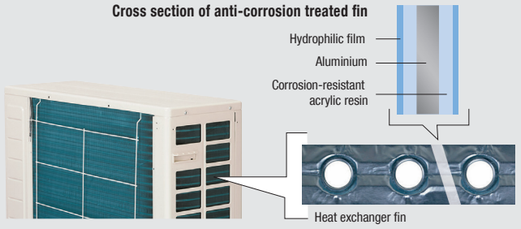

Anti-Corrosion Treatment of Outdoor Heat Exchanger

The outdoor unit's heat exchanger fins are processed using a special anti-corrosion treatment. The surface is covered with a thin acrylic resin layer to provide enhanced resistance to salt corrosion.

High Durability

Outdoor Casing : Adopt zinc coated heavy gauge galvanized steel, with exterior surfaces finished with a weather resistant polyester powder casing, painted with ivory white colour to increase the durability of the outdoor casing.

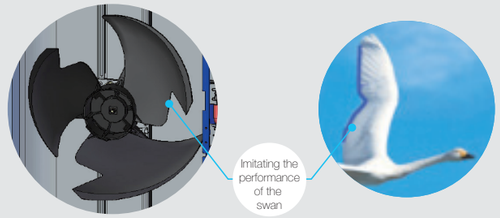

V-Cut Propeller Fan

Through the use of a V-cut propeller fan that imitates the efficiency of the swan, a migratory bird, airflow becomes smooth as friction loss is reduced. Therefore, performance increases tremendously. Furthermore, it reduces the sound pressure level as shown below.

Quiet Operation

Sound Pressure Level (dBA)	50	60	71	85	100	125	140
R32	52	52	52	53	55	58	60

Controllers

Wireless Controller ARC487A1 (Cooling Only)



1. On/Off
2. Temperature Setting
3. Fan Speed
4. Mode
5. Timer
6. Swing

Wireless Controller BRC52A62 (Cooling Only)

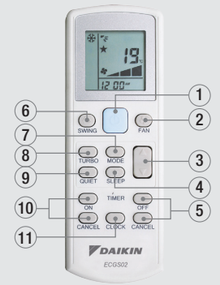

1. "Glow-in-the-dark" ON/OFF switch
2. Fan speed selection: Low, Medium, High, Auto
3. Temperature setting: Up & down
4. Sleep mode function
5. Off timer setting
6. Vertical auto-swing
7. Selectable mode: Cool, Dry, Fan
8. Turbo function
9. Quiet function
10. On timer setting
11. Real time clock

Wired Controller BRC51A62 (Cooling Only)

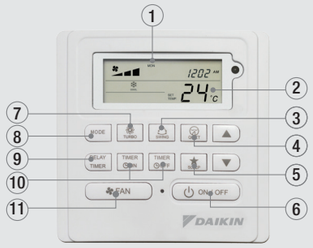

1. Real time clock and day display
2. Temperature operate in ℃ and ℉
3. Swing function
4. Quiet function
5. Sleep function
6. ON/OFF switch
7. Turbo function
8. Cool, Dry, Fan mode
9. Delay timer (1 or 2 hours)
10. 7-days programmable timer
11. Low, Medium, High, Auto fan speed

Wired Controller (Optional Accessory)





BRC51D61

1. Temperature Setting
2. ON/OFF Button
3. Mode: Press to select operating mode: COOL, DRY or FAN
4. Quiet Operation
5. Timer
6. Features Selection (Sleep, Quiet and Powerful)
7. Fan Operation
8. Powerful Operation
9. Swing

BRC51D62

1. Temperature Setting
2. ON/OFF Button
3. Mode: Press to select operating mode: COOL, DRY or FAN
4. Timer
5. Features Selection (Sleep)
6. Fan Operation
7. View (Backlight)

Remark : Refer Function Overview for applicable model

Built-in Temperature Sensor in Wired Controllers

All wired controllers has a built-in temperature sensor that enables temperature sensing closer to target area for improved comfort. It can be connected directly to the unit's main board to start operating without extra settings or modifications. This feature can be set by installers during the commissioning.

Network Controls

Simple System that Provides Flexibility of Controls

	Control Pattern	Remote Controls
Group control by Network Interface module (NIM)	For simultaneous control of up to 16 indoor units	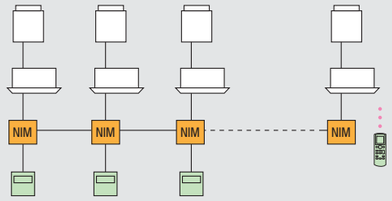
Sequential control by Sequential Network Interface Module (S-NIM)	For sequential control of 2 indoor units at alternate sequence of pre-set hour	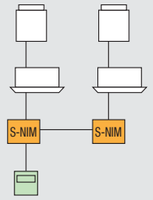
Control by external command using BAG	Operation and surveillance is carried out using the contact signal from the operation control box in the building surveillance (security) room.	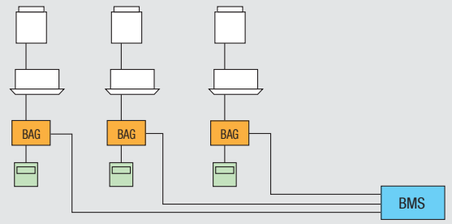

Group Control by Network Interface Module (NIM)



NIM controller

The NIM group controls consist of:
- Mainboard
- Control panel (BRC51A62)
- NIM controller
- Communication bus

NIM utilizes master-slave configurations. One master can control up to 15 slave units in a group. The master unit operates in conjunction with a control panel. Any settings done via the control panel connected to the master overwrite the settings of its slave units. Slave units can be operated with or without control panel. If a slave unit is operating with a control panel, its settings can be changed without following its master's.

- DIP switch setting for group and unit address
- Automatic detection of control panel
- Error codes and error unit's ID indication on control panel

Supported configurations of NIM:

	Master	Slave
BRC51A62	●	●
BRC52A62		●

Product Features

Cooling Comfort

Powerful Mode
Once activated, this feature will engage the indoor fan motor to run at maximum speed for 20 minutes. The turbo airflow enables the desired temperature to be achieved faster, especially in larger spaces.
Remark: Only applicable to FCC-A series.

Reliability

Flexible Piping
Designed for your convenience, this series come with piping lengths up to 30m & 50m, for high flexibility in system design and installation.

Auto-Restart with Surge Protection
If there is a sudden power failure, the unit will automatically restart with 64 different recovery patterns according to its last settings. This also prevents a sudden surge of electricity to your power source.

Serviceability Friendly

Self-Diagnosis Function
This intelligent feature helps to detect faults of malfunctioning in the system.

Warning can be found through display error code in wired LCD remote controller. This information can be found in Installation Manual.

Lifestyle Convenience

Sleep Mode
Unwind at the end of the day with Sleep Mode, which gradually increases set temperature according to regular sleeping temperature patterns for an effortlessly personalised sleeping environment.

Quiet Mode
Reduce background noise with Quiet Mode, which decreases the sound pressure level to as low as 35dBA.
Remark: Only applicable to FCC-A series

Timer
This timer can start or stop the air conditioner within a 24-hour period and can be preset in 30 minute steps using the wireless remote controller. The On Timer and Off Timer can be used in combination.

Cleaner Environment

Clean Air
The Saranet Air Filter and Micron-level fiber traps airborne dust particles in the air. The filters can be easily accessed or replaced without tools via the detachable front panel.

Functions Overview



Ceiling Cassette 8-Way Flow



Ceiling Cassette 4-Way Flow



Ceiling Concealed



Floor Standing

Category	Functions	FCC-A	FCE-A	FDMC-A	FVC-A
Basic Function	Inverter	-	-	-	-
	Operation Limit for Cooling (°CDB)(O/D)	19~46	19~46	19~46	19~46
	Operation Limit for Cooling (°FDB)(O/D)	66.2~114.8	66.2~114.8	66.2~114.8	66.2~114.8
Compressor	Rotary Compressor (50-125)	5.42-12.31 kW	•	5.42-12.31 kW	8.50 -12.31 kW
	Scroll Compressor (140)	14.07 kW	-	14.07 kW	14.07 kW
Comfortable Airflow	4-Way Airflow Operation	-	•	-	-
	8-Way Airflow Operation	•	-	-	-
Comfort Control	Auto Fan Speed	•	•	•	•
	Indoor Unit Quiet Operation	•	•	-	-
Operation	Programme Dry Function	•	•	•	•
	Fan Only	•	•	•	•
Lifestyle Convenience	Indoor Unit ON/OFF Button	•	•	-	•
	Signal Receiving Sign *1	•	•	-	•
	R/C with Backlight *2	•*	•*	•*	•*
	Room Temperature Display *2	•*	•*	•*	•*
Health & Clean	Saranet Filter *4	•	•	•	•
	Ionizer	-	-	-	-
	Washable Grille	•	•	-	•
Timer	Weekly Timer Operation *3	•*	•*	•	•*
	24-hour ON/OFF Timer (R/C) *1	•	•	•*	•
Worry Free (Reliability & Durability)	Auto Restart (after Power Failure)	•	•	•	•
	Self-diagnosis	•	•	•	•
	Wiring Error Check Function	8.5-14.0kW (3phase only)	12.5kW (3 phase only)	8.5-14.0kW (3phase only)	8.5-14.0kW (3phase only)
	Anti-corrosion Treatment of Outdoor Heat Exchanger	Blue Fin	Blue Fin	Blue Fin	Blue Fin
	R32 Refrigerant Gas Leak Sensor	-	-	-	•
Flexibility	ESP Selection	-	-	•	-
	Water Pump (Water Drainage Pipe Flexibilty)	•	•	•*	•*
	°F/°C Changeover R/C Temperature Display (Factory setting: °C)	•	-	•	•
	Pre-charged Piping Length	7.5m	7.5m	7.5m	7.5m
Remote Control	NIM Adaptor	•*	-	•*	•*
	Sequential NIM Adaptor	•*	-	•*	•*
	BAG	•*	-	•*	•*
Remote Controller	Wireless (ARC487A1)	-	•	-	-
	Wireless (BRC52A62)	•	-	•*	•
	Wired (BRC51A62)	•*	•*	•	-
	Wired (BRC51D61) (SHIRO)	•*	•*	-	•*
	Wired (BRC51D62) (SHIRO)	-	-	•*	-

Note:
• : Available
- : Not Available
•* : Optional
(Refer to DAMA Spare Part team for more details on optional items.)

*1: Applicable when wireless R/C is used for selected models.
*2: Applicable when BRC51D61/62 is used.
*3: Applicable when BRC51A62 and BRC51D61/62 are used.
*4: Filter packed as accessory for ducted model

Specifications

R32 Non-Inverter Ceiling Cassette 8-Way Flow Specification

Model		Indoor unit		FCC50A	FCC60A	FCC85A	FCC85A
		Outdoor unit		RC50A	RC60A	RC85A (1 ph)	RC85A (3 ph)
Operating Limit			°C	19~46	19~46	19~46	19~46
Cooling Capacity			Btu/h	18500	24000	30000	30000
			kW	5.42	7.03	8.79	8.79
EER			W/W	3.23	3.30	3.24	3.26
Total Power Input			W	1680	2130	2710	2700
Total Current			A	7.46	9.45	11.9	4.48
Power supply			V/Ph/Hz	220-240/1/50	220-240/1/50	220-240/1/50	380/415-3/50
				Power from Outdoor			
Indoor	Airflow (H/M/L/Q)		CFM	840/700/560/440	890/760/620/490	890/760/620/490	890/760/620/490
	External Static Pressure (Std/High)		Pa	-	-	-	-
	Sound Pressure Level (H/M/L/Q)		dBA	42/39/37/35	44/40/37/35	44/40/37/35	44/40/37/35
	Unit Dimension (H x W x D)	Unit	mm	246 X 840 X 840			
		Packaging	mm	324 X 922 X 922			
	Panel Dimension (H x W x D)	Panel	kg	69 X 950 X 950			
		Packaging	kg	147 X 1008 X 970			
	Machine Weight	Unit	kg	22	22	22	22
	Panel Weight	Panel	kg	5	5	5	5
Outdoor	Sound Pressure Level		dBA	52	52	53	53
	Dimension (H x W x D)	Unit	mm	615 X 845 X 300	615 X 845 X 300	695 X 930 X 350	695 X 930 X 350
		Packaging	mm	679 X 992 X 414	679 X 992 X 414	760 X 1084 X 473	760 X 1084 X 473
	Machine Weight		kg	40	46	56	57
Pipe Connection		Liquid	mm	6.4	6.4	9.5	9.5
		Gas	mm	12.7	12.7	15.9	15.9
Maximum Piping Length			m	35	35	50	50
Maximum Piping Elevation			m	20	20	30	30
Heat Insulation				Both Liquid and Gas Piping			

Model		Indoor unit		FCC100A	FCC125A	FCC140A
		Outdoor unit		RC100A	RC125A	RC140A
Operating Limit			°C	19~46	19~46	19~46
Cooling Capacity			Btu/h	36000	42000	48000
			kW	10.55	12.31	14.07
EER			W/W	3.28	3.40	3.43
Total Power Input			W	3220	3620	4100
Total Current			A	5.97	6.78	7.59
Power supply			V/Ph/Hz	380-415/3/50	380-415/3/50	380-415/3/50
				Power from Outdoor		
Indoor	Airflow (H/M/L/Q)		CFM	1120/1030/890/760	1120/1030/890/760	1120/1030/890/760
	External Static Pressure (Std/High)		Pa	-	-	-
	Sound Pressure Level (H/M/L/Q)		dBA	48/46/43/40	48/46/43/40	48/46/43/40
	Unit Dimension (H x W x D)	Unit	mm	288 X 840 X 840		
		Packaging	mm	370 X 922 X 922		
	Panel Dimension (H x W x D)	Panel	kg	69 X 950 X 950		
		Packaging	kg	147 X 1008 X 970		
	Machine Weight	Unit	kg	25	25	25
	Panel Weight	Panel	kg	5	5	5
Outdoor	Sound Pressure Level		dBA	55	58	60
	Dimension (H x W x D)	Unit	mm	852 X 1030 X 400	852 X 1030 X 400	852 X 1030 X 400
		Packaging	mm	995 X 1136 X 516		
	Machine Weight		kg	64	79	84
Pipe Connection		Liquid	mm	9.5	9.5	9.5
		Gas	mm	15.9	15.9	15.9
Maximum Piping Length			m	50	50	50
Maximum Piping Elevation			m	30	30	30
Heat Insulation				Both Liquid and Gas Piping		

Remarks:
1. Due to product innovation, all specifications are subjected to change by the manufacturer without prior notice.
2. All units are being tested and comply to ISO5151.
3. Nominal cooling capacity are based on the conditions: 27°C DB / 19°C WB indoor and 35°C DB outdoor.
4. Sound pressure levels are measured in anechoic chamber according to JIS C 9612 standard. During actual operation, sound pressure level will be higher as a result of room specification condition.

Specifications

R32 Non-Inverter Ceiling Cassette 4-Way Flow Specification

Model		Indoor unit		FCE50AV14	FCE71AV14	FCE125AV14
		Outdoor unit		RE50AV14	RE71AV14	RE125AY14
Operating Limit			°C	19~46	19~46	19~46
Cooling Capacity			Btu/h	18500	24000	42000
			kW	5.42	7.03	12.31
EER			W/W	3.23	3.30	3.40
Total Power Input			W	1680	2130	3620
Total Current			A	7.46	9.45	6.78
Power supply			V/Ph/Hz	220-240/1/50	220-240/1/50	380-415/3/50
				Power from Outdoor		
Indoor	Airflow (H/M/L/Q)		CFM	840/700/560/440	890/760/620/490	1120/1030/890/760
	External Static Pressure (Std/High)		Pa	-	-	-
	Sound Pressure Level (H/M/L/Q)		dBA	42/39/37/35	44/40/37/35	48/46/43/40
	Unit Dimension (H x W x D)	Unit	mm	246 X 840 X 840		288 X 840 X 840
		Packaging	mm	324 X 922 X 922		370 X 922 X 922
	Panel Dimension (H x W x D)	Panel	kg	65 X 950 X 950		
		Packaging	kg	116 X 1008 X 990		
	Machine Weight	Unit	kg	22	22	25
	Panel Weight	Panel	kg	5	5	5
Outdoor	Sound Pressure Level		dBA	52	52	58
	Dimension (H x W x D)	Unit	mm	615 X 845 X 300	615 X 845 X 300	852 X 1030 X 400
		Packaging	mm	679 X 992 X 414	679 X 992 X 414	995 X 1136 X 516
	Machine Weight		kg	40	46	79
Pipe Connection		Liquid	mm	6.4	6.4	9.5
		Gas	mm	12.7	12.7	15.9
Maximum Piping Length			m	35	35	50
Maximum Piping Elevation			m	20	20	30
Heat Insulation				Both Liquid and Gas Piping		

Remarks:
1. Due to product innovation, all specifications are subjected to change by the manufacturer without prior notice.
2. All units are being tested and comply to ISO5151.
3. Nominal cooling capacity are based on the conditions: 27°C DB / 19°C WB indoor and 35°C DB outdoor.
4. Sound pressure levels are measured in anechoic chamber. During actual operation, sound pressure level will be higher as a result of room specification condition.

Specifications

R32 Non-Inverter Ceiling Concealed Specification

Model		Indoor unit		FDMC50A	FDMC60A	FDMC85A	
		Outdoor unit		RC50A	RC60A	RC85A (1 ph)	RC85A (3 ph)
Operating Limit			℃	19~46	19~46	19~46	19~46
Cooling Capacity			Btu/h	18500	23500	30000	29500
			kW	5.42	6.89	8.79	8.65
EER			W/W	3.10	3.01	3.17	3.18
Total Power Input			W	1750	2290	2770	2720
Total Current			A	7.74	10.3	12.2	4.52
Power supply			V/Ph/Hz	220-240/1/50	220-240/1/50	220-240/1/50	380-415/3/50
				Power from Outdoor			
Indoor	Airflow (SH/H/M/L)		CFM	590/590/525/430		950/950/810/700	
	External Static pressure (Std/High)		Pa	30/50			
	Sound Pressure Level (H/M/L)		dB(A)	40/37/34	40/37/34	41/38/35	41/38/35
	Unit Dimension (H x W x D)	Unit	mm	250 X 700 X 700		250 X 1000 X 700	
		Packaging	mm	337 X 916 X 924		337 X 1216 X 924	
	Machine Weight	Unit	kg	24	24	31	31
Outdoor	Sound Pressure Level		dB(A)	52	52	53	53
	Dimension (H x W x D)	Unit	mm	615 X 845 X 300		695 X 930 X 350	
		Packaging	mm	679 X 992 X 414		760 X 1084 X 473	
	Machine Weight		kg	40	46	56	57
Pipe Connection		Liquid	mm	6.4	6.4	9.5	9.5
		Gas	mm	12.7	12.7	15.9	15.9
Maximum Piping Length			m	35	35	50	50
Maximum Piping Elevation			m	20	20	30	30
Heat Insulation				Both Liquid and Gas Piping			

Model		Indoor unit		FDMC100A	FDMC125A	FDMC140A
		Outdoor unit		RC100A	RC125A	RC140A
Operating Limit			C	19~46	19~46	19~46
Cooling Capacity			Btu/h	36000	42000	48000
			kW	10.55	12.31	14.07
EER			W/W	3.25	3.36	3.43
Total Power Input			W	3250	3660	4100
Total Current			A	6.00	6.85	7.51
Power supply			V/Ph/Hz	380-415/3/50	380-415/3/50	380-415/3/50
				Power from Outdoor		
Indoor	Airflow (SH/H/M/L)		CFM	1260/1260/1095/920		
	External Static Pressure (Std/High)		Pa	50/80		
	Sound Pressure Level (H/M/L)		dBA	42/39/36		
	Unit Dimension (H x W x D)	Unit	mm	250 X 1400 X 700		
		Packaging	mm	337 X 1616 X 924		
	Machine Weight	Unit	kg	40	40	42
Outdoor	Sound Pressure Level		dBA	55	58	60
	Dimension (H x W x D)	Unit	mm	852 X 1030 X 400		
		Packaging	mm	995 X 1136 X 516		
	Machine Weight		kg	64	79	84
Pipe Connection		Liquid	mm	9.5	9.5	9.5
		Gas	mm	15.9	15.9	15.9
Maximum Piping Length			m	50	50	50
Maximum Piping Elevation			m	30	30	30
Heat Insulation				Both Liquid and Gas Piping		

Remarks:
1. Due to product innovation, all specifications are subjected to change by the manufacturer without prior notice.
2. All units are being tested and comply to ISO 13253 (Ducted unit).
3. Nominal cooling capacity are based on the conditions: 27°C DB / 19°C WB indoor and 35°C DB outdoor.
4. Sound pressure levels are measured in anechoic chamber according to JIS C 9612 standard. During actual operation, sound pres sure level will be higher as a result of room specification condition.

Specifications

R32 Non-Inverter Floor Standing Specification

Model		Indoor unit		FVC85A		FVC100A	FVC125A	FVC140A
		Outdoor unit		RC85A (1 ph)	RC85A (3 ph)	RC100A	RC125A	RC140A
Operating Limit			C	19~46	19~46	19~46	19~46	19~46
Cooling Capacity			Btu/h	29000	29000	36000	42000	48000
			kW	8.50	8.50	10.55	12.31	14.07
EER			W/W	3.10	3.10	3.10	3.33	3.43
Total Power Input			W	2740	2740	3400	3700	4100
Total Current			A	12.1	4.59	6.24	6.88	7.47
Power supply			V/Ph/Hz	220-240/1/50	380-415/3/50			
				Power from Outdoor				
Indoor	Airflow (H/M/L)		CFM	675/625/530	675/625/530	1240/1144/1040	1240/1144/1040	1240/1144/1040
	External Static Pressure (Std/High)		Pa	-	-	-	-	-
	Sound Pressure Level (H/M/L)		dB(A)	44/42/39	44/42/39	54/52/50		
	Unit Dimension (H x W x D)	Unit	mm	1850 X 600 X 270	1850 X 600 X 270	1850 X 600 X 350		
		Packaging	mm	1998 X 760 X 418	1998 X 760 X 418	1998 X 760 X 498		
	Machine Weight	Unit	kg	42	42	45	45	48
Outdoor	Sound Pressure Level		dB(A)	53	53	55	58	60
	Dimension (H x W x D)	Unit	mm	695 X 930 X 350	695 X 930 X 350	852 X 1030 X 400		
		Packaging	mm	760 X 1084 X 473	760 X 1084 X 473	995 X 1136 X 516		
	Machine Weight		kg	56	57	64	79	84
Pipe Connection		Liquid	mm	9.5	9.5	9.5	9.5	9.5
		Gas	mm	15.9	15.9	15.9	15.9	15.9
Maximum Piping Length			m	50	50	50	50	50
Maximum Piping Elevation			m	30	30	30	30	30
Heat Insulation				Both Liquid and Gas Piping				

Remarks:
1. Due to product innovation, all specifications are subjected to change by the manufacturer without prior notice.
2. All units are being tested and comply to ISO5151.
3. Nominal cooling capacity are based on the conditions: 27°C DB / 19°C WB indoor and 35°C DB outdoor.
4. Sound pressure levels are measured in anechoic chamber according to JIS C 9612 standard. During actual operation, sound pressure level will be higher as a result of room specification condition.